

location:
DAMP
interior

SPECIFICATIONS:

DESCRIPTION

Cord-hung pendant with handcrafted glass diffuser.

LAMPING

B Series: 40W B10 Candelabra base (E12) Incandescent 120V, or 50W Xenon. Lamps not included.

Q Series: 40W G9 Low-pressure Halogen 120V, *included*
Lamp is suitable for use in an open fixture.

Both options are dimmable with standard incandescent dimmer.

DIFFUSER

Shade shall be handcrafted glass of various decors. 2.5" Dia. x 10.0" H

CORD

Standard is 10' SVT-type, complete with 5" decorative sleeve at the socketholder. Jacket coordinates with metal finish. Longer 15' SVT cord length available, see next page.

CANOPIES

Available on 1, 3 or 6 light canopies, shown on next page. Plated stamped steel construction.

METAL FINISH

Canopy, glass retainer hardware and sleeve shall be finished in either Bronze or Satin Nickel.


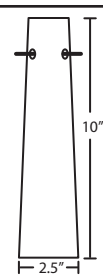
MOUNTING

Installs directly to a 4" octagonal ceiling box. Suitable for sloped ceilings.

LABELS

UL or ETL Listed. Suitable for Damp Locations (interior use only). Consult factory for lower wattage labeling for energy requirements.

Glass:



For ordering information, see next page

All dimensions provided are nominal. Allowance must be made for dimensional tolerance in handcrafted glasses.

REV 7/10

ORDERING:

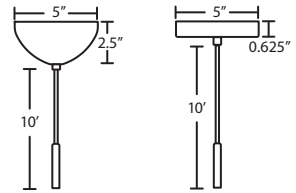
B Series: E12 Lamp	Decor	Metal Finish
1BC 1 Lt. Dome	567407 Opal Matte	BR Bronze
1BT 1 Lt. Flat	567418 Amber Cloud	SN Satin Nickel
3BB 3 Lt. Linear	567419 Carrera	
3BC 3 Lt. Round	567441 Garnet	
3BV 3 Lt. Bar	567480 Amber Matte	
3BW 3 Lt. Lrg. Rnd.	567486 Blue Cloud	
6BC 6 Lt. Round	5674CE Ceylon	
	5674CM Cobalt Blue Matte	
	5674HN Honey	
	5674RM Ruby Matte	
	5674VM Vanilla Matte	

Q Series: Halogen
1QC 1 Lt. Dome
1QT 1 Lt. Flat
3QB 3 Lt. Linear
3QC 3 Lt. Round
3QV 3 Lt. Bar
3QW 3 Lt. Lrg. Rnd.
6QC 6 Lt. Round

PENDANT OPTIONS:

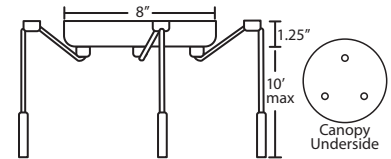
1 Light Canopy

- Dome style (allows install without cutting cord), or Flat style



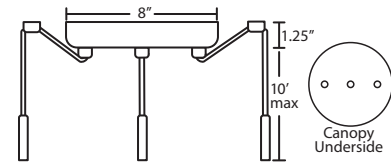
3 Light Round Canopy

- 3x stemhooks included



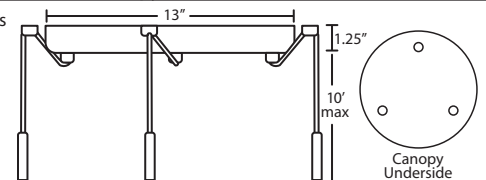
3 Light Linear Canopy

- 2x stemhooks included



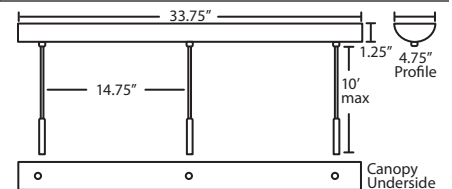
3 Light Large Round Canopy

- 3x stemhooks included



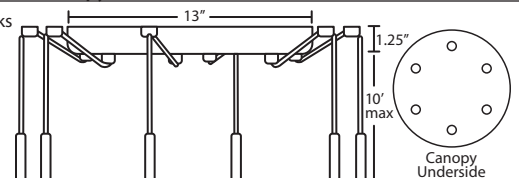
3 Light Bar Canopy

- Some offset installation possible



6 Light Round Canopy

- 6x stemhooks included



Project Information:

CORD SLEEVES:

If concealing the cord is desired, order our 0.25" dia. metal sleeves. Each sleeve is 18" long and may be field cut.

- T118-SN** Satin Nickel
- T118-BR** Bronze

LONGER CORD LENGTHS:

Longer cord length of 15' can be ordered. Add an "L" to the end of the item number, i.e. 1BC-4477CS-SNL.