

SPECIFICATIONS:

DESCRIPTION

Low Voltage, Quick-Connect spotlight. Off-axis wing is handle for aiming spotlight. MR16 lamp is integral to the design.

LAMPING

50 Watt halogen shielded MR16 12V lamp. (50W Flood EXN included)



QUICK-CONNECT JACK

Integral Quick-Connect jack is compatible with Besa Monorail Kits and Quick-Connect Canopies (order separately).

METAL FINISH

Available in Bronze or Satin Nickel.

LABELS

ETL listed. Suitable for Dry Locations.



METAL FINISHES:



Project Information:

ORDERING:

Element Options		Shade	Metal Finish
SP Jack Only		QF3 No Shade	BR Bronze
RSP Rail-Ready			SN Satin Nickel
1SM Dome Monopoint			
1SP Flat Monopoint			

SPOTLIGHT ELEMENT OPTIONS:

SP: Spotlight Element



- Spotlight Fixture with Shade
- Quick-Connect Jack integral
- Compatible with Besa Monorail System and Canopies

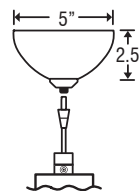
RSP: Spotlight + Rail Adapter



READY FOR RAIL

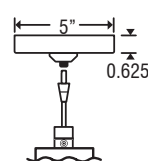
- Spotlight Fixture with Shade, plus Rail Adapter
- Quick-Connect Jack integral

1SM: 1 Light Dome



- Spotlight Fixture with Shade, plus Monopoint Dome Canopy
- Quick-Connect Jack integral
- Integral Quick-Connect adapter
- 1x electronic transformer included

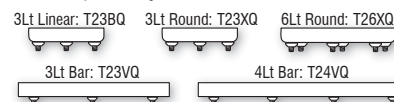
1SP: 1 Light Flat



- Spotlight Fixture with Shade, plus Monopoint Flat Canopy
- Quick-Connect Jack integral
- Integral Quick-Connect adapter
- 1x electronic transformer included, fits partially in junction box

MORE MOUNTING OPTIONS:

- Multilight Quick-Connect Canopies, order separately



- 300W Monorail system, order separately

REVISED 12/08