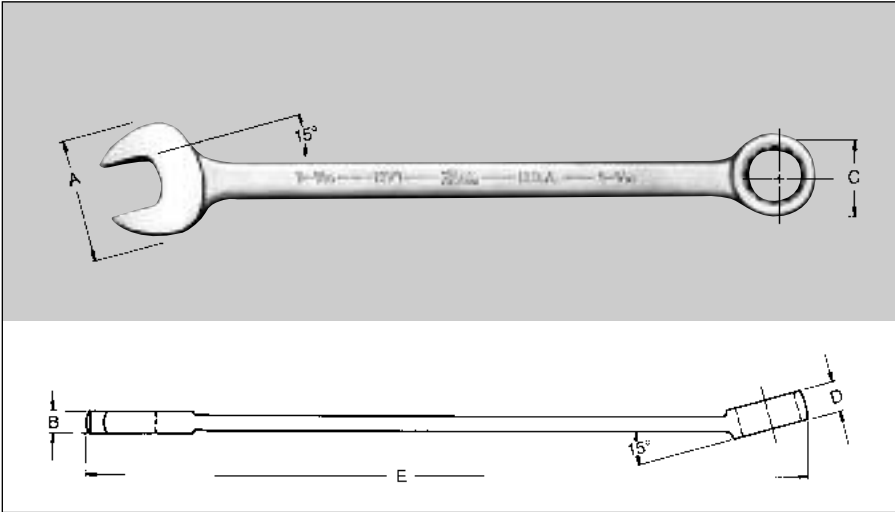


BODY AND FENDER TOOLS	97 – 104
“C” Clamps	96
Chisels and Punches	90 – 91
Chisel and Punch Sets	89
Eye Bolts	96
HAMMERS	83 – 86
Handles, Crank.....	95
Handles, Hammer, Wood	86
Manual of Body Repairs	102
Pipe Wrench	30
Pliers.....	92 – 94
Pry Bars Rolling, HD.....	96
Screwdrivers.....	87 – 88
SOCKETS, SETS & ATTACHMENTS	42 – 82
1/4" Sq. Drive	44 – 46
3/8" Sq. Drive	47 – 59
1/2" Sq. Drive	60 – 73
3/4" Sq. Drive	74 – 77
1" Sq. Drive.....	78 – 81
1 1/2" Sq. Drive	82
WRENCHES.....	14 – 41
Adjustable.....	31
Auto Wrench Type, Adj.	31
Box, Double Offset, Long.....	20 – 21
Box, Double Offset, Short	20 – 21
Box, Striking Face.....	37 – 38
Offset, 12 Pt.	38
Straight, 6 Pt. & 12 Pt.	37
Box, 12 Pt. Single End.....	36
Check Nut (Thin)	26
Combination (Open-End and Box).....	14 – 17
Construction	36
Flare Nut.....	27
Hex Keys	39
Hydraulic, (Angle) Open-End.....	22 – 23
Mechanics Tool Sets.....	42 – 43
Offset Socket	40
Open-End (Double Head)	18 – 19
Open-End Engineer's (Single).....	32
Pipe Wrench	30
Ratcheting Box	28 – 29
Service, Straight Opening.....	24
Service, 30-Deg. Opening	24 – 25
Set Screw	31
Spanner, Various Types.....	33 – 34
Structural (Open-End)	35
Structural Box.....	35
“T” Handle Sockets.....	41

Combination Wrenches



American Alloy Steel

**Drop Forged
Long Pattern
15° Angle
12 Point Box**

**Versatile, General
Purpose Wrench in a
Complete Range of
Openings, 1/4" thru
2 1/2". Chrome and
Industrial Black Finish.**

Wrench Opening	Open End		Box End		Overall Length E	Weight Ea.-Lbs.	Chrome	Industrial Black	Std. Pkg. Qty.	Wrench Opening
	Diameter	Thickness	Diameter	Thickness			Part No.	Part No.		
	A	B	C	D						
1/4	19/32	11/64	7/16	7/32	5	.04	1158	BLK1158	6	1/4
5/16	5/16	11/16	33/64	1/4	5 1/2	.05	1159	BLK1159	6	5/16
11/32	11/16	3/16	33/64	1/4	5 1/2	.05	1159A	BLK1159A	6	11/32
3/8	13/16	3/16	17/32	9/32	6	.08	1160	BLK1160	6	3/8
7/16	15/16	7/32	11/16	5/16	6 1/2	.13	1161	BLK1161	6	7/16
1/2	1 1/16	1/4	25/32	11/32	7 1/8	.17	1162	BLK1162	6	1/2
9/16	1 3/16	9/32	27/32	3/8	7 3/4	.25	1163	BLK1163	6	9/16
5/8	1 5/16	9/32	15/16	13/32	8 1/2	.30	1164	BLK1164	6	5/8
11/16	1 7/16	5/16	1 1/32	7/16	9 1/4	.38	1165	BLK1165	6	11/16
3/4	1 9/16	11/32	1 1/8	15/32	10 1/8	.43	1166	BLK1166	6	3/4
13/16	1 11/16	23/64	1 13/64	1/2	11	.55	1167A	BLK1167A	6	13/16
7/8	1 13/16	3/8	1 1/32	17/32	12	.64	1167	BLK1167	6	7/8
15/16	1 15/16	13/32	1 9/16	9/16	13	.77	1168	BLK1168	6	15/16
1	2 1/16	13/32	1 15/32	19/32	14	.92	1170	BLK1170	6	1
1 1/16	2 3/16	7/16	1 9/16	5/8	15	1.07	1171	BLK1171	6	1 1/16
1 1/8	2 5/16	15/32	1 11/64	21/32	16 1/8	1.37	1172	BLK1172	6	1 1/8
1 3/16	2 7/16	1/2	1 13/16	23/32	17 3/16	1.37	1172A	BLK1172A	6	1 3/16
1 1/4	2 9/16	1/2	1 15/16	23/32	17 3/8	1.8	1173	BLK1173	1	1 1/4
1 3/8	2 11/16	17/32	1 7/8	3/4	18	2.1	1174	BLK1174	1	1 3/8
1 3/8	2 13/16	9/16	1 31/32	25/32	18 3/4	2.1	1175	BLK1175	1	1 3/8
1 7/16	2 15/16	19/32	2 1/16	13/16	19 1/2	3.6	1176	BLK1176	1	1 7/16
1 1/2	3 1/16	5/8	2 3/32	27/32	20 1/2	3.4	1177	BLK1177	1	1 1/2
1 9/16	3 3/16	21/32	2 11/32	7/8	21 1/2	3.4	1178A	BLK1178A	1	1 9/16
1 5/8	3 5/16	21/32	2 11/32	7/8	21 1/2	4.5	1180	BLK1180	1	1 5/8
1 11/16	3 7/16	11/16	2 1/8	29/32	22 1/2	4.5	1182	BLK1182	1	1 11/16
1 3/4	3 9/16	23/32	2 5/8	31/32	24	7.1	1184	BLK1184	1	1 3/4
1 13/16	3 11/16	23/32	2 5/8	31/32	24	7.0	1186	BLK1186	1	1 13/16
1 7/8	4 1/16	25/32	2 7/8	1 1/16	25 3/4	6.9	1188	BLK1188	1	1 7/8
2	4 3/16	25/32	2 7/8	1 1/16	25 3/4	6.8	1190	BLK1190	1	2
2 1/16	4 5/16	13/16	3 1/16	1 3/64	27 1/2	8.3	1191	BLK1191	1	2 1/16
2 3/8	4 3/32	13/16	3 1/16	1 1/8	27 1/2	8.2	1192	BLK1192	1	2 3/8
2 1/2	4 7/32	7/8	3 3/32	1 3/16	29 1/4	7.9	1193	BLK1193	1	2 1/2
2 1/4	4 17/32	7/8	3 3/32	1 3/16	29 1/4	7.7	1194	BLK1194	1	2 1/4
2 3/8	5	31/32	3 17/32	1 3/16	31	12.1	1195	BLK1195	1	2 3/8
2 1/2	5	31/32	3 17/32	1 3/16	31	11.7	1196	BLK1196	1	2 1/2



Combination Wrench Sets

Convenient Sets Provide Popular Wrench Sizes Ranging from 3/8" thru 2" Openings. Sets are Available in 4 Sizes: 5, 7, 11 and 14 Wrenches, Packaged in a Handcrafted Fabric and Vinyl Roll Up Kit.

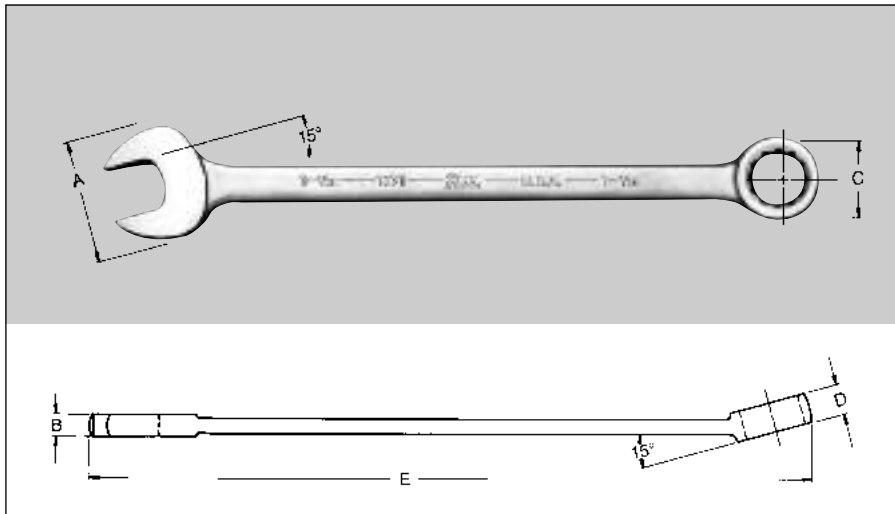
Chrome Sets

C7K		C11K		C14K		HC5K	
OPENING	PART NO.	OPENING	PART NO.	OPENING	PART NO.	OPENING	PART NO.
3/8	1160	3/8	1160	3/8	1160	1/4	1173
7/16	1161	7/16	1161	7/16	1161	17/16	1176
1/2	1162	1/2	1162	1/2	1162	1"	1180
9/16	1163	9/16	1163	9/16	1163	1 1/8	1186
5/8	1164	5/8	1164	5/8	1164	2	1190
11/16	1165	11/16	1165	11/16	1165	KIT BAG	C55
3/4	1166	3/4	1166	3/4	1166		
KIT BAG	C187	19/16	1167A	19/16	1167A		
		7/8	1167	7/8	1167		
		15/16	1168	15/16	1168		
		1	1170	1	1170		
		KIT BAG	C110	1 1/16	1171		
				1 1/8	1172		
				1 1/4	1173		
				KIT BAG	C140		

Industrial Black Sets

CB7K		CB11K		CB14K		HCB5K	
OPENING	PART NO.	OPENING	PART NO.	OPENING	PART NO.	OPENING	PART NO.
3/8	BLK1160	3/8	BLK1160	3/8	BLK1160	1/4	BLK1173
7/16	BLK1161	7/16	BLK1161	7/16	BLK1161	17/16	BLK1176
1/2	BLK1162	1/2	BLK1162	1/2	BLK1162	1"	BLK1180
9/16	BLK1163	9/16	BLK1163	9/16	BLK1163	1 1/8	BLK1186
5/8	BLK1164	5/8	BLK1164	5/8	BLK1164	2	BLK1190
11/16	BLK1165	11/16	BLK1165	11/16	BLK1165	KIT BAG	C55
3/4	BLK1166	3/4	BLK1166	3/4	BLK1166		
KIT BAG	C187	19/16	BLK1167A	19/16	BLK1167A		
		7/8	BLK1167	7/8	BLK1167		
		15/16	BLK1168	15/16	BLK1168		
		1	BLK1170	1	BLK1170		
		KIT BAG	C110	1 1/16	BLK1171		
				1 1/8	BLK1172		
				1 1/4	BLK1173		
				KIT BAG	C140		

Combination Wrenches – Metric



American Alloy Steel

**Drop Forged
Long Pattern
15° Angle
12 Point Box**

**Versatile, General
Purpose Wrench in a
Complete Range of
Openings, 6mm thru
60mm. Chrome and
Industrial Black Finish.**

Wrench Opening	Open End		Box End		Overall Length E	Weight Ea.-Lbs.	Chrome	Industrial Black	Std. Pkg. Qty.	Wrench Opening
	Diameter	Thickness	Diameter	Thickness			Part No.	Part No.		
	A	B	C	D						
6 mm	15.0 mm	4.1 mm	11.2 mm	5.6 mm	127.0 mm	.04	1106MM	BLK1106MM	6	6 mm
7 mm	15.0 mm	4.1 mm	11.2 mm	5.6 mm	127.0 mm	.05	1107MM	BLK1107MM	6	7 mm
8 mm	17.5 mm	4.8 mm	13.2 mm	6.4 mm	139.7 mm	.05	1108MM	BLK1108MM	6	8 mm
9 mm	20.8 mm	5.6 mm	15.7 mm	7.4 mm	152.4 mm	.08	1109MM	BLK1109MM	6	9 mm
10 mm	24.1 mm	6.4 mm	17.8 mm	8.1 mm	165.1 mm	.13	1110MM	BLK1110MM	6	10 mm
11 mm	24.1 mm	6.4 mm	17.8 mm	8.1 mm	165.1 mm	.13	1111MM	BLK1111MM	6	11 mm
12 mm	26.9 mm	6.9 mm	20.3 mm	9.1 mm	180.8 mm	.17	1112MM	BLK1112MM	6	12 mm
13 mm	26.9 mm	6.9 mm	20.3 mm	9.1 mm	180.8 mm	.17	1113MM	BLK1113MM	6	13 mm
14 mm	30.2 mm	7.6 mm	22.1 mm	9.7 mm	196.9 mm	.25	1114MM	BLK1114MM	6	14 mm
15 mm	33.3 mm	8.1 mm	24.1 mm	10.9 mm	215.9 mm	.30	1115MM	BLK1115MM	6	15 mm
16 mm	33.3 mm	8.1 mm	24.1 mm	10.9 mm	215.9 mm	.30	1116MM	BLK1116MM	6	16 mm
17 mm	38.9 mm	8.9 mm	26.4 mm	11.7 mm	235.0 mm	.38	1117MM	BLK1117MM	6	17 mm
18 mm	38.9 mm	8.9 mm	26.4 mm	11.7 mm	235.0 mm	.38	1118MM	BLK1118MM	6	18 mm
19 mm	39.6 mm	9.4 mm	28.7 mm	12.7 mm	257.0 mm	.43	1119MM	BLK1119MM	6	19 mm
20 mm	42.9 mm	10.2 mm	31.0 mm	13.5 mm	279.4 mm	.55	1120MM	BLK1120MM	6	20 mm
21 mm	42.9 mm	10.2 mm	31.0 mm	13.5 mm	279.4 mm	.55	1121MM	BLK1121MM	6	21 mm
22 mm	46.0 mm	10.7 mm	33.0 mm	14.2 mm	304.8 mm	.64	1122MM	BLK1122MM	6	22 mm
23 mm	49.3 mm	11.4 mm	35.1 mm	15.0 mm	330.2 mm	.77	1123MM	BLK1123MM	6	23 mm
24 mm	49.3 mm	11.4 mm	35.1 mm	15.0 mm	330.2 mm	.77	1124MM	BLK1124MM	6	24 mm
25 mm	52.3 mm	10.4 mm	37.3 mm	15.0 mm	355.6 mm	.92	1125MM	BLK1125MM	6	25 mm
26 mm	55.6 mm	11.2 mm	39.6 mm	15.7 mm	381.0 mm	1.07	1126MM	BLK1126MM	6	26 mm
27 mm	55.6 mm	11.2 mm	39.6 mm	15.7 mm	381.0 mm	1.07	1127MM	BLK1127MM	1	27 mm
28 mm	58.9 mm	13.5 mm	41.7 mm	17.5 mm	409.4 mm	1.40	1128MM	BLK1128MM	1	28 mm
29 mm	58.9 mm	13.5 mm	41.7 mm	17.5 mm	409.4 mm	1.34	1129MM	BLK1129MM	1	29 mm
30 mm	65.5 mm	14.7 mm	46.0 mm	19.1 mm	436.6 mm	1.80	1130MM	BLK1130MM	1	30 mm
32 mm	68.3 mm	13.5 mm	47.8 mm	19.1 mm	457.2 mm	1.80	1132MM	BLK1132MM	1	32 mm
34 mm	71.4 mm	14.2 mm	50.0 mm	19.8 mm	476.3 mm	2.10	1134MM	BLK1134MM	1	34 mm
36 mm	74.7 mm	15.0 mm	52.3 mm	20.6 mm	495.3 mm	3.60	1136MM	BLK1136MM	1	36 mm
41 mm	84.1 mm	16.8 mm	59.4 mm	22.4 mm	546.1 mm	4.50	1141MM	BLK1141MM	1	41 mm
46 mm	93.7 mm	18.3 mm	66.5 mm	24.6 mm	609.6 mm	7.00	1146MM	BLK1146MM	1	46 mm
50 mm	103.1 mm	19.8 mm	73.2 mm	26.9 mm	654.1 mm	6.80	1150MM	BLK1150MM	1	50 mm
55 mm	115.1 mm	22.4 mm	81.8 mm	30.2 mm	743.0 mm	7.90	1155MM	BLK1155MM	1	55 mm
60 mm	127.0 mm	24.6 mm	89.7 mm	33.3 mm	787.4 mm	12.10	1160MM	BLK1160MM	1	60 mm



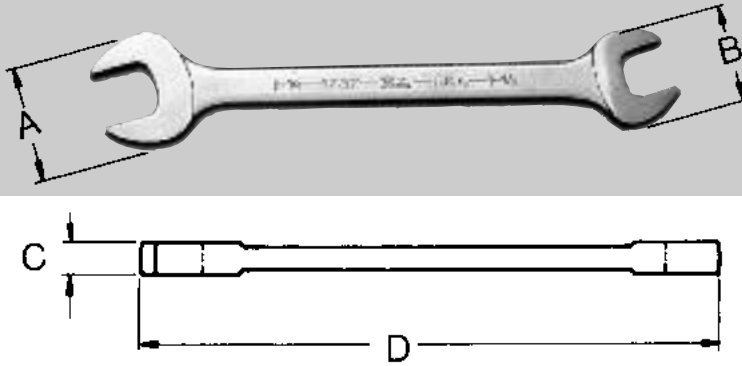
Combination Wrench Sets – Metric

Convenient Sets Provide Popular Wrench Sizes Ranging from 7 mm thru 32 mm Openings. Sets are Available in 5 Sizes: 7, 9, 11, 15 and 18 Wrenches, Packaged in a Handcrafted Fabric and Vinyl Roll Up Kit.

Chrome Sets				
C7KM	C9KM	C11KM	C15KM	C18KM
11 mm1111MM 12 mm1112MM 13 mm1113MM 14 mm1114MM 16 mm1116MM 17 mm1117MM 19 mm1119MM Kit BagC187	7 mm1107MM 8 mm1108MM 9 mm1109MM 10 mm1110MM 11 mm1111MM 12 mm1112MM 13 mm1113MM 14 mm1114MM 15 mm1115MM Kit BagC90	7 mm1107MM 8 mm1108MM 9 mm1109MM 10 mm1110MM 11 mm1111MM 12 mm1112MM 13 mm1113MM 14 mm1114MM 15 mm1115MM 16 mm1116MM 17 mm1117MM Kit BagC111	7 mm1107MM 8 mm1108MM 10 mm1110MM 12 mm1112MM 14 mm1114MM 16 mm1116MM 18 mm1118MM 20 mm1120MM 22 mm1122MM 24 mm1124MM 26 mm1126MM 28 mm1128MM 29 mm1129MM 30 mm1130MM 32 mm1132MM Kit BagC150	7 mm1107MM 8 mm1108MM 9 mm1109MM 10 mm1110MM 11 mm1111MM 12 mm1112MM 13 mm1113MM 14 mm1114MM 15 mm1115MM 16 mm1116MM 17 mm1117MM 18 mm1118MM 19 mm1119MM 20 mm1120MM 21 mm1121MM 22 mm1122MM 23 mm1123MM 24 mm1124MM Kit BagC180
Industrial Black Sets				
CB7KM	CB9KM	CB11KM	CB15KM	CB18KM
11 mmBLK1111MM 12 mmBLK1112MM 13 mmBLK1113MM 14 mmBLK1114MM 16 mmBLK1116MM 17 mmBLK1117MM 19 mmBLK1119MM Kit BagC187	7 mmBLK1107MM 8 mmBLK1108MM 9 mmBLK1109MM 10 mmBLK1110MM 11 mmBLK1111MM 12 mmBLK1112MM 13 mmBLK1113MM 14 mmBLK1114MM 15 mmBLK1115MM Kit BagC90	7 mmBLK1107MM 8 mmBLK1108MM 9 mmBLK1109MM 10 mmBLK1110MM 11 mmBLK1111MM 12 mmBLK1112MM 13 mmBLK1113MM 14 mmBLK1114MM 15 mmBLK1115MM 16 mmBLK1116MM 17 mmBLK1117MM Kit BagC111	7 mmBLK1107MM 8 mmBLK1108MM 10 mmBLK1110MM 12 mmBLK1112MM 14 mmBLK1114MM 16 mmBLK1116MM 18 mmBLK1118MM 20 mmBLK1120MM 22 mmBLK1122MM 24 mmBLK1124MM 26 mmBLK1126MM 28 mmBLK1128MM 29 mmBLK1129MM 30 mmBLK1130MM 32 mmBLK1132MM Kit BagC150	7 mmBLK1107MM 8 mmBLK1108MM 9 mmBLK1109MM 10 mmBLK1110MM 11 mmBLK1111MM 12 mmBLK1112MM 13 mmBLK1113MM 14 mmBLK1114MM 15 mmBLK1115MM 16 mmBLK1116MM 17 mmBLK1117MM 18 mmBLK1118MM 19 mmBLK1119MM 20 mmBLK1120MM 21 mmBLK1121MM 22 mmBLK1122MM 23 mmBLK1123MM 24 mmBLK1124MM Kit BagC180

Double Head Open End Wrenches

Martin



**American Alloy Steel
Drop Forged**

15° Angle

Comfortable Grip

**Chrome and
Industrial Black**




Wrench Opening	Diameter of Head	Thickness of Head	Length	Wt. Ea. Lbs.	Chrome	Std. Pkg. Qty.	Industrial Black	Std. Pkg. Qty.	Wrench Opening
	A x B	C	D		Part No.		Part No.		
1/4 x 5/16	19/32 x 3/4	5/32	4 1/2	.03	1020	6	BLK1020	6	1/4 x 5/16
5/16 x 1/8	19/32 x 3/4	5/32	4 1/2	.04	1720	6	BLK1720	6	5/16 x 1/8
5/16 x 3/8	19/32 x 3/4	5/32	4 1/2	.04	1721	6	BLK1721	6	5/16 x 3/8
5/16 x 19/32	19/32 x 3/4	5/32	4 1/2	.04	1021	6	BLK1021	6	5/16 x 19/32
3/8 x 7/16	3/4 x 29/32	13/64	4 7/8	.06	1723	6	BLK1723	6	3/8 x 7/16
3/8 x 1/2	3/4 x 29/32	13/64	4 7/8	.06	1723A	6	BLK1723A	6	3/8 x 1/2
7/16 x 1/2	29/32 x 1 1/8	1/4	5 3/4	.13	1725	6	BLK1725	6	7/16 x 1/2
7/16 x 9/16	29/32 x 1 1/8	1/4	5 3/4	.13	1725A	6	BLK1725A	6	7/16 x 9/16
1/2 x 9/16	1 1/16 x 1 1/8	1/4	6 1/8	.19	1725B	6	BLK1725B	6	1/2 x 9/16
1/2 x 5/8	1 1/4 x 1 3/8	1/4	6 1/8	.32	1726	6	BLK1726	6	1/2 x 5/8
9/16 x 5/8	1 1/8 x 1 1/4	17/64	6 3/4	.20	1727	6	BLK1727	6	9/16 x 5/8
9/16 x 1 1/16	1 1/16 x 1 1/16	19/64	7 1/2	.27	1027C	6	BLK1027C	6	9/16 x 1 1/16
19/32 x 1 1/16	1 3/16 x 1 1/16	19/64	7 1/2	.27	1027	6	BLK1027	6	19/32 x 1 1/16
5/8 x 1 1/16	1 3/16 x 1 1/16	19/64	7 1/2	.27	1027B	6	BLK1027B	6	5/8 x 1 1/16
9/16 x 3/4	1 1/16 x 1 1/2	19/64	7 1/2	.41	1728	6	BLK1728	6	9/16 x 3/4
5/8 x 3/4	1 1/16 x 1 1/8	5/16	8 1/2	.41	1729	6	BLK1729	6	5/8 x 3/4
1 1/16 x 3/4	1 1/16 x 1 1/8	5/16	8 1/2	.41	1029B	6	BLK1029B	6	1 1/16 x 3/4
1 1/16 x 29/32	1 1/16 x 1 1/8	5/16	8 1/2	.41	1029	6	BLK1029	6	1 1/16 x 29/32
1 1/16 x 13/16	1 1/16 x 1 3/8	5/16	8 1/2	.40	1029C	6	BLK1029C	6	1 1/16 x 13/16
1 1/16 x 7/8	1 1/16 x 1 1/8	5/16	8 1/2	.40	1030	6	BLK1030	6	1 1/16 x 7/8
3/4 x 19/16	1 5/8 x 1 3/4	11/32	9 1/8	.50	1731	6	BLK1731	6	3/4 x 19/16
3/4 x 7/8	1 5/8 x 1 3/4	11/32	9 1/8	.50	1731A	6	BLK1731A	6	3/4 x 7/8
19/16 x 7/8	1 5/8 x 1 3/4	11/32	9 1/8	.50	1731B	6	BLK1731B	6	19/16 x 7/8
7/8 x 19/16	1 11/16 x 1 19/16	3/8	10 3/8	.75	1033A	6	BLK1033A	6	7/8 x 19/16
7/8 x 1	1 11/16 x 1 19/16	3/8	10 3/8	.72	1733	6	BLK1733	6	7/8 x 1
19/16 x 1	1 7/8 x 2 1/8	7/16	11 1/2	1.05	1033C	6	BLK1033C	6	19/16 x 1
7/8 x 1 1/16	1 7/8 x 2 1/8	7/16	11 1/2	1.03	1034	6	BLK1034	6	7/8 x 1 1/16
15/16 x 1 1/16	1 7/8 x 2 1/8	7/16	11 1/2	1.01	1034A	6	BLK1034A	6	15/16 x 1 1/16
1 x 1 1/8	2 1/8 x 2 1/4	7/16	12 1/2	1.18	1735	6	BLK1735	6	1 x 1 1/8
1 1/16 x 1 1/8	2 1/8 x 2 1/4	7/16	12 1/2	1.16	1036B	6	BLK1036B	6	1 1/16 x 1 1/8
1 1/16 x 1 1/4	2 1/4 x 2 3/8	1/2	13 3/4	1.6	1037	6	BLK1037	6	1 1/16 x 1 1/4
1 1/8 x 1 1/4	2 1/4 x 2 3/8	1/2	13 3/4	1.6	1737	6	BLK1737	6	1 1/8 x 1 1/4
1 1/8 x 1 1/8	2 1/4 x 2 3/8	1/2	13 3/4	1.6	1037A	6	BLK1037A	6	1 1/8 x 1 1/8
1 1/4 x 1 1/8	2 3/4 x 2 3/8	9/16	15 1/2	2.1	1039B	6	BLK1039B	1	1 1/4 x 1 1/8
1 1/4 x 1 1/16	2 3/4 x 2 3/8	9/16	15 1/2	2.1	1039	6	BLK1039	1	1 1/4 x 1 1/16
1 5/16 x 1 1/2	2 3/4 x 2 3/8	9/16	15 1/2	2.1	1039A	6	BLK1039A	1	1 5/16 x 1 1/2
1 3/8 x 1 1/16	2 3/4 x 2 3/8	9/16	15 1/2	2.0	1039C	6	BLK1039C	1	1 3/8 x 1 1/16
1 1/4 x 1 1/8	2 3/4 x 2 3/8	9/16	15 1/2	2.0	1040	6	BLK1040	1	1 1/4 x 1 1/8
1 7/16 x 1 3/8	2 3/4 x 3 1/4	5/8	17	3.1	1041	1	BLK1041	1	1 7/16 x 1 3/8
1 1/2 x 1 3/8	2 3/4 x 3 1/4	5/8	17	3.1	1041B	1	BLK1041B	1	1 1/2 x 1 3/8
1 11/16 x 1 7/8	3 3/4 x 4 3/8	7/8	19 1/2	7.2	—	—	BLK44A	1	1 11/16 x 1 7/8
1 13/16 x 2	3 3/4 x 4 3/8	7/8	19 1/2	6.9	—	—	BLK45	1	1 13/16 x 2
2 5/16 x 2 3/8	4 9/16 x 4 7/8	1 1/8	23	11.8	—	—	BLK49	1	2 5/16 x 2 3/8
2 1/4 x 2 1/16	4 9/16 x 4 7/8	1 1/8	23	11.7	—	—	BLK49A	1	2 1/4 x 2 1/16






Double Head Open End Wrench Sets

6 Sets of Popular Sizes Provide a Wide Range of Openings in Chrome or Industrial Black Finish.

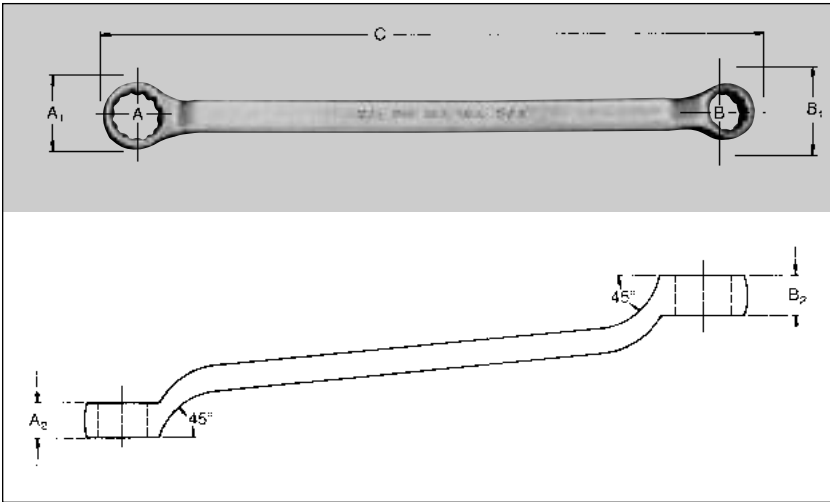
Chrome Sets

OE6K		OE8K		OE11K	
					
OPENING	PART NO.	OPENING	PART NO.	OPENING	PART NO.
3/8 x 7/16	1723	1/4 x 5/16	1020	1/4 x 5/16	1020
1/2 x 9/16	1725B	3/8 x 7/16	1723	5/16 x 3/8	1721
5/8 x 1 1/16	1027B	1/2 x 9/16	1725B	3/8 x 7/16	1723
3/4 x 1 1/16	1731	5/8 x 1 1/16	1027B	7/16 x 1/2	1725
7/8 x 1 5/16	1033A	3/4 x 1 3/16	1731	1/2 x 9/16	1725B
1 x 1 1/8	1735	7/8 x 1 5/16	1033A	9/16 x 5/8	1727
Kit Bag	C60B	1 x 1 1/8	1735	5/8 x 1 1/16	1027B
		1 1/8 x 1 1/4	1037	3/4 x 1 3/16	1731
		Kit Bag	C81	7/8 x 1 5/16	1033A
				1 x 1 1/8	1735
				1 1/8 x 1 1/4	1037
				Kit Bag	C110

Industrial Black Sets

BOE6K		BOE8K		BOE11K	
					
OPENING	PART NO.	OPENING	PART NO.	OPENING	PART NO.
3/8 x 7/16	BLK1723	1/4 x 5/16	BLK-1020	1/4 x 5/16	BLK-1020
1/2 x 9/16	BLK1725B	3/8 x 7/16	BLK1723	5/16 x 3/8	BLK1721
5/8 x 1 1/16	BLK1027B	1/2 x 9/16	BLK1725B	3/8 x 7/16	BLK1723
3/4 x 1 1/16	BLK1731	5/8 x 1 1/16	BLK1027B	7/16 x 1/2	BLK1725
7/8 x 1 5/16	BLK1033A	3/4 x 1 3/16	BLK1731	1/2 x 9/16	BLK1725B
1 x 1 1/8	BLK1735	7/8 x 1 5/16	BLK1033A	9/16 x 5/8	BLK1727
Kit Bag	C60B	1 x 1 1/8	BLK1735	5/8 x 1 1/16	BLK1027B
		1 1/8 x 1 1/4	BLK1037	3/4 x 1 3/16	BLK1731
		Kit Bag	C81	7/8 x 1 5/16	BLK1033A
				1 x 1 1/8	BLK1735
				1 1/8 x 1 1/4	BLK1037
				Kit Bag	C110

Double Offset Box Wrenches



American Alloy Steel
Drop Forged
12 Point Box
**Double Offset 45° for
 Obstruction Clearance**
Different Opening in Each End.

Short Pattern										
Wrench Opening	Diameter of Head		Thickness of Head		Length	Wt. Ea. Lbs.	Chrome	Industrial Black	Std. Pkg. Qty.	Wrench Opening
	A x B	A ₁	B ₁	A ₂			B ₂	Part No.		Part No.
5/16 x 3/8	15/32	35/64	7/32	1/4	4 1/4	.06	9721	BLK9721	6	5/16 x 3/8
3/8 x 7/16	17/32	5/8	17/64	5/16	4 3/8	.08	9723	BLK9723	6	3/8 x 7/16
7/16 x 1/2	5/8	23/32	5/16	11/32	5 1/16	.10	9725	BLK9725	6	7/16 x 1/2
1/2 x 9/16	23/32	13/16	11/32	3/8	5 1/2	.13	9725B	BLK9725B	6	1/2 x 9/16
9/16 x 5/8	13/16	7/8	3/8	7/16	5 15/16	.19	9727	BLK9727	6	9/16 x 5/8
5/8 x 11/16	7/8	1 1/32	7/16	15/32	6 1/2	.26	9727A	BLK9727A	6	5/8 x 11/16
5/8 x 3/4	7/8	1 1/32	7/16	15/32	6 1/2	.25	9729	BLK9729	6	5/8 x 3/4

Long Pattern										
Wrench Opening	Diameter of Head		Thickness of Head		Length	Wt. Ea. Lbs.	Chrome	Industrial Black	Std. Pkg. Qty.	Wrench Opening
	A x B	A ₁	B ₁	A ₂			B ₂	Part No.		Part No.
3/8 x 7/16	17/32	19/32	9/32	9/32	6 15/32	.15	8723	BLK8723	6	3/8 x 7/16
7/16 x 1/2	5/8	11/16	5/16	5/16	7 1/4	.16	8725	BLK8725	6	7/16 x 1/2
1/2 x 9/16	11/16	13/16	3/8	3/8	8 3/8	.25	8725B	BLK8725B	6	1/2 x 9/16
9/16 x 5/8	25/32	7/8	3/8	3/8	9 1/2	.34	8727	BLK8727	6	9/16 x 5/8
5/8 x 11/16	7/8	31/32	13/32	13/32	10 9/16	.37	8727A	BLK8727A	6	5/8 x 11/16
5/8 x 3/4	7/8	1 1/32	29/64	29/64	11 11/16	.43	8729	BLK8729	6	5/8 x 3/4
11/16 x 3/4	1 1/32	1 1/32	15/32	15/32	11 7/8	.56	8029B	BLK8029B	6	11/16 x 3/4
3/4 x 7/8	1 1/32	13/16	1/2	1/2	12 3/16	.68	8731A	BLK8731A	6	3/4 x 7/8
13/16 x 7/8	1 1/32	1 1/32	17/32	17/32	13 3/16	.74	8731B	BLK8731B	6	13/16 x 7/8
7/8 x 15/16	1 1/16	1 1/32	9/16	9/16	14 1/16	1.0	8033A	BLK8033A	6	7/8 x 15/16
15/16 x 1	1 1/16	1 1/32	9/16	9/16	14 1/16	1.0	8033C	BLK8033C	6	15/16 x 1
1 x 1 1/16	1 1/32	1 1/32	21/32	21/32	15 3/16	1.4	8735	BLK8735	6	1 x 1 1/16
1 1/16 x 1 1/8	1 1/32	1 1/32	21/32	21/32	15 3/16	1.4	8735A	BLK8735A	6	1 1/16 x 1 1/8
1 1/8 x 1 1/4	1 1/16	1 1/16	11/16	11/16	17 3/16	1.8	8037	BLK8037	1	1 1/8 x 1 1/4
1 1/8 x 1 5/16	1 1/16	1 1/16	11/16	11/16	17 3/16	1.8	8037A	BLK8037A	1	1 1/8 x 1 5/16
1 1/4 x 1 1/2	1 1/8	2 1/16	3/4	3/4	18 3/8	2.4	8039B	BLK8039B	1	1 1/4 x 1 1/2
1 1/4 x 1 7/16	1 1/8	2 1/16	3/4	3/4	18 3/8	2.4	8039	BLK8039	1	1 1/4 x 1 7/16
1 5/16 x 1 1/2	2	2 1/16	25/32	13/16	20 1/16	2.8	8040A	BLK8040A	1	1 5/16 x 1 1/2
1 3/8 x 1 7/16	2	2 1/16	25/32	13/16	20 1/16	2.8	8040C	BLK8040C	1	1 3/8 x 1 7/16
1 3/8 x 1 1/2	2	2 1/16	25/32	13/16	20 1/16	2.8	8040	BLK8040	1	1 3/8 x 1 1/2
1 7/8 x 1 1/2	2	2 1/16	25/32	13/16	20 1/16	2.8	8040B	BLK8040B	1	1 7/8 x 1 1/2

Chrome Sets

BO6K



$\frac{3}{8} \times \frac{7}{16}$	8723
$\frac{7}{16} \times \frac{1}{2}$	8725
$\frac{1}{2} \times \frac{9}{16}$	8725B
$\frac{9}{16} \times \frac{5}{8}$	8727
$1\frac{1}{16} \times \frac{3}{4}$	8029B
$\frac{13}{16} \times \frac{7}{8}$	8731B
Kit Bag	C60B

BO11K



$\frac{3}{8} \times \frac{7}{16}$	8723
$\frac{7}{16} \times \frac{1}{2}$	8725
$\frac{1}{2} \times \frac{9}{16}$	8725B
$\frac{9}{16} \times \frac{5}{8}$	8727
$\frac{5}{8} \times 1\frac{1}{16}$	8727A
$1\frac{1}{16} \times \frac{3}{4}$	8029B
$1\frac{3}{16} \times \frac{7}{8}$	8731B
$1\frac{5}{16} \times 1$	8033C
$1\frac{1}{16} \times 1\frac{1}{8}$	8735A
$1\frac{1}{16} \times 1\frac{1}{4}$	8037
$1\frac{1}{4} \times 1\frac{3}{16}$	8039B
Kit Bag	C110

Industrial Black Sets

BBO6K



$\frac{3}{8} \times \frac{7}{16}$	BLK8723
$\frac{7}{16} \times \frac{1}{2}$	BLK8725
$\frac{1}{2} \times \frac{9}{16}$	BLK8725B
$\frac{9}{16} \times \frac{5}{8}$	BLK8727
$1\frac{1}{16} \times \frac{3}{4}$	BLK8029B
$\frac{13}{16} \times \frac{7}{8}$	BLK8731B
Kit Bag	C60B

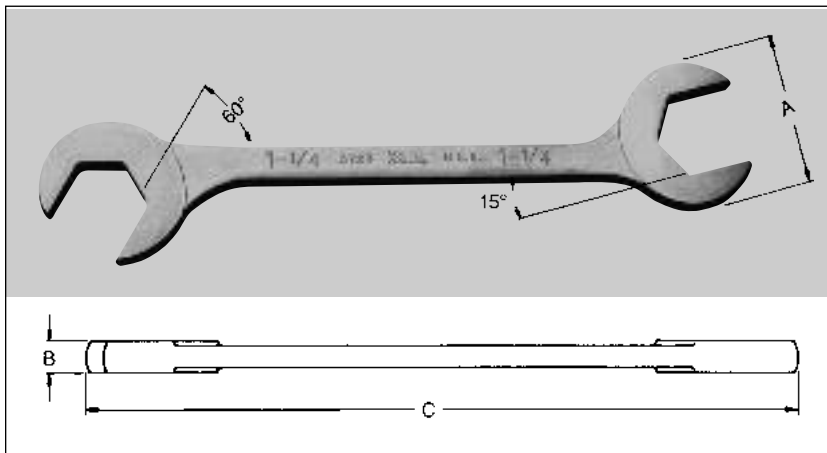
BBO11K



$\frac{3}{8} \times \frac{7}{16}$	BLK8723
$\frac{7}{16} \times \frac{1}{2}$	BLK8725
$\frac{1}{2} \times \frac{9}{16}$	BLK8725B
$\frac{9}{16} \times \frac{5}{8}$	BLK8727
$\frac{5}{8} \times 1\frac{1}{16}$	BLK8727A
$1\frac{1}{16} \times \frac{3}{4}$	BLK8029B
$1\frac{3}{16} \times \frac{7}{8}$	BLK8731B
$1\frac{5}{16} \times 1$	BLK8033C
$1\frac{1}{16} \times 1\frac{1}{8}$	BLK8735A
$1\frac{1}{16} \times 1\frac{1}{4}$	BLK8037
$1\frac{1}{4} \times 1\frac{3}{16}$	BLK8039B
Kit Bag	C110

Hydraulic Wrenches Angle Openings SAE & Metric

Martin



**American Alloy Steel
Drop Forged**

**Permits Work in Extremely
Tight Clearance**

Thin Head

Same Opening Each End

Wrench Openings	Diameter of Head		Length C	Wt. Ea. Lbs.	Chrome	Industrial Black	Std. Pkg. Qty.	Wrench Openings
	A	B			Part No.	Part No.		
1/2 X 1/2	0.8	0.2	4.8	.07	3710A	BLK3710A	6	1/2 X 1/2
3/8 X 3/8	0.8	0.2	4.8	.07	3710	BLK3710	6	3/8 X 3/8
7/16 X 7/16	0.9	0.2	5.0	.08	3711	BLK3711	6	7/16 X 7/16
1/2 X 1/2	1.0	0.2	5.5	.10	3712	BLK3712	6	1/2 X 1/2
9/16 X 9/16	1.1	0.3	6.0	.12	3713	BLK3713	6	9/16 X 9/16
5/8 X 5/8	1.2	0.3	6.3	.18	3714	BLK3714	6	5/8 X 5/8
11/16 X 11/16	1.3	0.3	7.0	.22	3715	BLK3715	6	11/16 X 11/16
3/4 X 3/4	1.4	0.3	7.3	.24	3716	BLK3716	6	3/4 X 3/4
13/16 X 13/16	1.6	0.3	7.5	.29	3717	BLK3717	6	13/16 X 13/16
7/8 X 7/8	1.7	0.3	8.3	.35	3718	BLK3718	6	7/8 X 7/8
15/16 X 15/16	1.8	0.3	9.0	.38	3719	BLK3719	6	15/16 X 15/16
1 X 1	1.9	0.3	9.8	.52	3720	BLK3720	6	1 X 1
1 1/16 X 1 1/16	2.1	0.3	10.0	.60	3721	BLK3721	6	1 1/16 X 1 1/16
1 1/8 X 1 1/8	2.3	0.3	11.0	.75	3722	BLK3722	6	1 1/8 X 1 1/8
1 1/16 X 1 1/16	2.3	0.3	11.0	.74	3722A	BLK3722A	6	1 1/16 X 1 1/16
1 1/4 X 1 1/4	2.4	0.3	11.5	.83	3723	BLK3723	6	1 1/4 X 1 1/4
1 3/8 X 1 3/8	2.7	0.4	12.5	1.2	3724	BLK3724	6	1 3/8 X 1 3/8
1 1/2 X 1 1/2	2.7	0.4	12.5	1.2	3725	BLK3725	6	1 1/2 X 1 1/2
1 5/8 X 1 5/8	2.7	0.4	12.5	1.2	3726	BLK3726	6	1 5/8 X 1 5/8
1 3/4 X 1 3/4	3.2	0.5	15.8	3.0	3727	BLK3727	1	1 3/4 X 1 3/4
1 7/8 X 1 7/8	3.3	0.5	16.5	3.4	3728	BLK3728	1	1 7/8 X 1 7/8
1 3/4 X 1 3/4	3.4	0.5	17.0	3.8	3729	BLK3729	1	1 3/4 X 1 3/4
1 15/16 X 1 15/16	3.6	0.5	17.8	4.5	3730	BLK3730	1	1 15/16 X 1 15/16
1 1/2 X 1 1/2	3.7	0.6	18.5	5.2	3731	BLK3731	1	1 1/2 X 1 1/2
2 X 2	3.9	0.6	19.3	5.9	3732	BLK3732	1	2 X 2

Wrench Openings	Diameter of Head		Length C	Wt. Ea. Lbs.	Chrome	Std. Pkg. Qty.	Wrench Openings
	A	B			Part No.		
9 mm	19.8	5.6	120.7	.07	3709 MM	6	9 mm
10 mm	19.8	5.6	120.7	.07	3710 MM	6	10 mm
11 mm	22.4	5.6	127.0	.08	3711 MM	6	11 mm
12 mm	22.4	5.6	127.0	.08	3712 MM	6	12 mm
13 mm	25.4	5.6	139.7	.10	3713 MM	6	13 mm
14 mm	28.4	6.4	152.4	.12	3714 MM	6	14 mm
15 mm	28.4	6.4	152.4	.22	3715 MM	6	15 mm
16 mm	30.2	7.1	158.8	.18	3716 MM	6	16 mm
17 mm	30.2	7.1	158.8	.18	3717 MM	6	17 mm
18 mm	33.3	7.1	177.8	.22	3718 MM	6	18 mm
19 mm	36.6	7.1	184.2	.24	3719 MM	6	19 mm
20 mm	36.6	7.1	184.2	.24	3720 MM	6	20 mm
21 mm	40.4	7.1	190.5	.29	3721 MM	6	21 mm
22 mm	40.4	7.1	190.5	.29	3722 MM	6	22 mm
23 mm	42.9	7.1	209.6	.35	3723 MM	6	23 mm
24 mm	46.0	7.1	228.6	.38	3724 MM	6	24 mm
27 mm	52.3	7.9	254.0	.52	3727 MM	6	27 mm
30 mm	57.2	7.9	279.4	.60	3730 MM	6	30 mm
32 mm	60.5	8.6	292.1	.83	3732 MM	6	32 mm
34 mm	67.6	10.4	317.5	1.2	3734 MM	6	34 mm
36 mm	67.6	10.4	317.5	1.2	3736 MM	6	36 mm



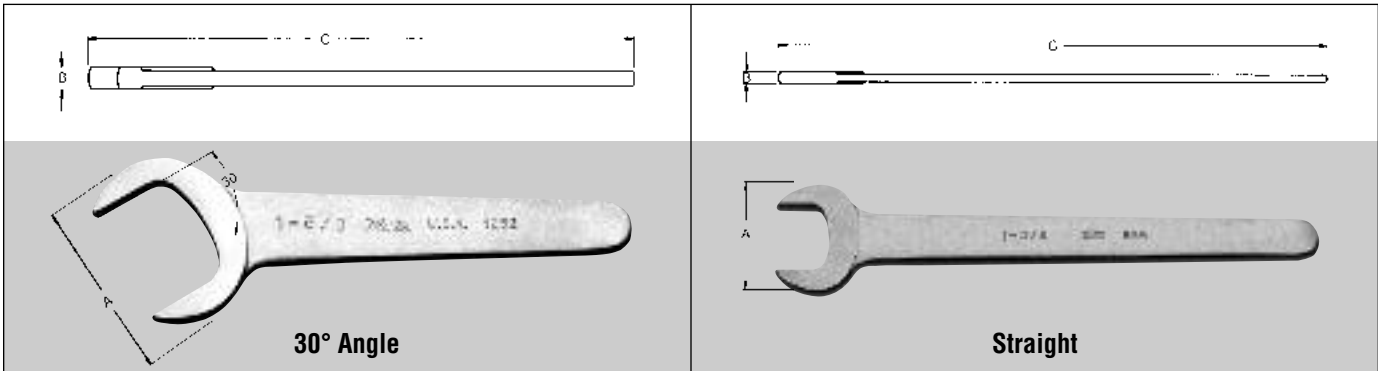
Hydraulic Wrench Sets Angle Openings SAE & Metric

Convenient Angle Wrench Sets Keep Popular Sizes in Handy, Easy to Carry Roll Bags. 8 Sets Provide the Full Range of Openings in Chrome or Industrial Black Finish.

Chrome Sets SAE & Metric							
OB7K		OB11K		OB15K		OB18K	
OPENING	PART NO.	OPENING	PART NO.	OPENING	PART NO.	OPENING	PART NO.
OB7K		OB11K		OB15K		OB18K	
3/8 x 3/8	3710	3/8 x 3/8	3710	3/8 x 3/8	3710	1 1/2 x 1 1/2	3710A
7/16 x 7/16	3711	7/16 x 7/16	3711	7/16 x 7/16	3711	3/8 x 3/8	3710
1/2 x 1/2	3712	1/2 x 1/2	3712	1/2 x 1/2	3712	7/16 x 7/16	3711
9/16 x 9/16	3713	9/16 x 9/16	3713	9/16 x 9/16	3713	1/2 x 1/2	3712
5/8 x 5/8	3714	5/8 x 5/8	3714	5/8 x 5/8	3714	9/16 x 9/16	3712
1 1/16 x 1 1/16	3715	1 1/16 x 1 1/16	3715	1 1/16 x 1 1/16	3715	3/4 x 3/4	3713
3/4 x 3/4	3716	3/4 x 3/4	3716	3/4 x 3/4	3716	1 1/16 x 1 1/16	3714
Roll Bag	C70	1 5/16 x 1 5/16	3717	1 5/16 x 1 5/16	3717	7/8 x 7/8	3715
OB7KM		OB11KM		OB15KM		OB18KM	
10mm	3710MM	1 x 1	3720	1 x 1	3720	9mm	3709MM
11mm	3711MM	1 1/8 x 1 1/8	3721	1 1/8 x 1 1/8	3721	10mm	3710MM
12mm	3712MM	1 1/4 x 1 1/4	3722	1 1/4 x 1 1/4	3722	11mm	3711MM
13mm	3713MM	1 3/8 x 1 3/8	3723	1 3/8 x 1 3/8	3723	12mm	3712MM
14mm	3714MM	Roll Bag	C111	Roll Bag	C180	13mm	3713MM
15mm	3715MM					14mm	3714MM
16mm	3716MM					15mm	3715MM
Roll Bag	C70					16mm	3716MM

Industrial Black Sets							
BOB7K		BOB11K		BOB15K		BOB18K	
OPENING	PART NO.	OPENING	PART NO.	OPENING	PART NO.	OPENING	PART NO.
BOB7K		BOB11K		BOB15K		BOB18K	
3/8 x 3/8	BLK3710	3/8 x 3/8	BLK3710	3/8 x 3/8	BLK3710	1 1/2 x 1 1/2	BLK3710A
7/16 x 7/16	BLK3711	7/16 x 7/16	BLK3711	7/16 x 7/16	BLK3711	3/8 x 3/8	BLK3710
1/2 x 1/2	BLK3712	1/2 x 1/2	BLK3712	1/2 x 1/2	BLK3712	7/16 x 7/16	BLK3711
9/16 x 9/16	BLK3713	9/16 x 9/16	BLK3713	9/16 x 9/16	BLK3713	1/2 x 1/2	BLK3712
5/8 x 5/8	BLK3714	5/8 x 5/8	BLK3714	5/8 x 5/8	BLK3714	9/16 x 9/16	BLK3713
1 1/16 x 1 1/16	BLK3715	1 1/16 x 1 1/16	BLK3715	1 1/16 x 1 1/16	BLK3715	3/4 x 3/4	BLK3714
3/4 x 3/4	BLK3716	3/4 x 3/4	BLK3716	3/4 x 3/4	BLK3716	1 1/16 x 1 1/16	BLK3715
Roll Bag	C70	1 5/16 x 1 5/16	BLK3717	1 5/16 x 1 5/16	BLK3717	7/8 x 7/8	BLK3716
BOB7KM		BOB11KM		BOB15KM		BOB18KM	
10mm	BLK3710MM	1 x 1	BLK3720	1 x 1	BLK3720	9mm	BLK3709MM
11mm	BLK3711MM	1 1/8 x 1 1/8	BLK3721	1 1/8 x 1 1/8	BLK3721	10mm	BLK3710MM
12mm	BLK3712MM	1 1/4 x 1 1/4	BLK3722	1 1/4 x 1 1/4	BLK3722	11mm	BLK3711MM
13mm	BLK3713MM	1 3/8 x 1 3/8	BLK3723	1 3/8 x 1 3/8	BLK3723	12mm	BLK3712MM
14mm	BLK3714MM	Roll Bag	C111	Roll Bag	C180	13mm	BLK3713MM
15mm	BLK3715MM					14mm	BLK3714MM
16mm	BLK3716MM					15mm	BLK3715MM
Roll Bag	C70					16mm	BLK3716MM

Service Wrenches – SAE & Metric




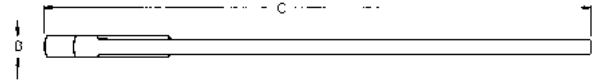
30° Angle Service Wrenches

Wrench Opening	Diameter of Head	Thickness of Head	Length C	Wt. Ea. Lbs.	Chrome	Industrial Black	Std. Pkg. Qty.	Wrench Opening	Chrome Set 30°																																																																																			
	A	B			Part No.	Part No.			SW11K																																																																																			
3/4	1 1/16	1/4	6 5/16	.22	1224	BLK-1224	6	3/4																																																																																				
13/16	1 1/16	1/4	6 5/16	.22	1226	BLK1226	6	13/16																																																																																				
7/8	1 1/16	1/4	6 5/16	.22	1228	BLK1228	6	7/8																																																																																				
15/16	1 1/8	1/4	6 5/16	.25	1230	BLK-1230	6	15/16																																																																																				
1	1 1/8	1/4	6 5/16	.25	1232	BLK1232	6	1	<table border="1"> <thead> <tr> <th>OPENING</th> <th>CHROME PART NO.</th> <th>BLACK PART NO.</th> </tr> </thead> <tbody> <tr><td>3/4</td><td>1224</td><td>BLK-1224</td></tr> <tr><td>13/16</td><td>1226</td><td>BLK1226</td></tr> <tr><td>7/8</td><td>1228</td><td>BLK1228</td></tr> <tr><td>15/16</td><td>1230</td><td>BLK1230</td></tr> <tr><td>1</td><td>1232</td><td>BLK1232</td></tr> <tr><td>1 1/16</td><td>1234</td><td>BLK1234</td></tr> <tr><td>1 1/8</td><td>1236</td><td>BLK1236</td></tr> <tr><td>1 1/4</td><td>1238</td><td>BLK1238</td></tr> <tr><td>1 1/2</td><td>1240</td><td>BLK1240</td></tr> <tr><td>1 3/8</td><td>1242</td><td>BLK1242</td></tr> <tr><td>1 1/2</td><td>1244</td><td>BLK1244</td></tr> <tr><td>1 7/16</td><td>1246</td><td>BLK1246</td></tr> <tr><td>1 1/2</td><td>1248</td><td>BLK1248</td></tr> <tr><td>1 9/16</td><td>1250</td><td>BLK1250</td></tr> <tr><td>1 5/8</td><td>1252</td><td>BLK1252</td></tr> <tr><td>1 11/16</td><td>1254</td><td>BLK1254</td></tr> <tr><td>1 3/4</td><td>1256</td><td>BLK1256</td></tr> <tr><td>1 13/16</td><td>1258</td><td>BLK1258</td></tr> <tr><td>1 7/8</td><td>1260</td><td>BLK1260</td></tr> <tr><td>1 15/16</td><td>1262</td><td>BLK1262</td></tr> <tr><td>2</td><td>1264</td><td>BLK1264</td></tr> <tr><td>2 1/8</td><td>1268</td><td>BLK1268</td></tr> <tr><td>2 1/4</td><td>1272</td><td>BLK1272</td></tr> <tr><td>2 3/8</td><td>1276</td><td>BLK1276</td></tr> <tr><td>2 1/2</td><td>1272S</td><td>BLK1272S</td></tr> <tr><td>2 5/8</td><td>1264S</td><td>BLK1264S</td></tr> </tbody> </table>			OPENING	CHROME PART NO.	BLACK PART NO.	3/4	1224	BLK-1224	13/16	1226	BLK1226	7/8	1228	BLK1228	15/16	1230	BLK1230	1	1232	BLK1232	1 1/16	1234	BLK1234	1 1/8	1236	BLK1236	1 1/4	1238	BLK1238	1 1/2	1240	BLK1240	1 3/8	1242	BLK1242	1 1/2	1244	BLK1244	1 7/16	1246	BLK1246	1 1/2	1248	BLK1248	1 9/16	1250	BLK1250	1 5/8	1252	BLK1252	1 11/16	1254	BLK1254	1 3/4	1256	BLK1256	1 13/16	1258	BLK1258	1 7/8	1260	BLK1260	1 15/16	1262	BLK1262	2	1264	BLK1264	2 1/8	1268	BLK1268	2 1/4	1272	BLK1272	2 3/8	1276	BLK1276	2 1/2	1272S	BLK1272S	2 5/8	1264S	BLK1264S
OPENING	CHROME PART NO.	BLACK PART NO.																																																																																										
3/4	1224	BLK-1224																																																																																										
13/16	1226	BLK1226																																																																																										
7/8	1228	BLK1228																																																																																										
15/16	1230	BLK1230																																																																																										
1	1232	BLK1232																																																																																										
1 1/16	1234	BLK1234																																																																																										
1 1/8	1236	BLK1236																																																																																										
1 1/4	1238	BLK1238																																																																																										
1 1/2	1240	BLK1240																																																																																										
1 3/8	1242	BLK1242																																																																																										
1 1/2	1244	BLK1244																																																																																										
1 7/16	1246	BLK1246																																																																																										
1 1/2	1248	BLK1248																																																																																										
1 9/16	1250	BLK1250																																																																																										
1 5/8	1252	BLK1252																																																																																										
1 11/16	1254	BLK1254																																																																																										
1 3/4	1256	BLK1256																																																																																										
1 13/16	1258	BLK1258																																																																																										
1 7/8	1260	BLK1260																																																																																										
1 15/16	1262	BLK1262																																																																																										
2	1264	BLK1264																																																																																										
2 1/8	1268	BLK1268																																																																																										
2 1/4	1272	BLK1272																																																																																										
2 3/8	1276	BLK1276																																																																																										
2 1/2	1272S	BLK1272S																																																																																										
2 5/8	1264S	BLK1264S																																																																																										
1 1/16	1 1/8	1/4	6 5/16	.25	1234	BLK1234	6	1 1/16																																																																																				
1 1/8	2 1/16	1/4	7 5/16	.31	1236	BLK1236	6	1 1/8																																																																																				
1 1/4	2 1/8	1/4	7 5/16	.31	1238	BLK1238	6	1 1/4																																																																																				
1 1/2	2 1/4	1/4	7 5/16	.30	1240	BLK1240	6	1 1/2																																																																																				
1 3/8	2 1/4	1/4	7 5/16	.30	1236S	BLK1236S	6	1 3/8																																																																																				
1 3/4	2 1/2	5/32	7 11/16	.45	1242	BLK1242	6	1 3/4																																																																																				
1 7/8	2 1/2	5/32	7 11/16	.44	1244	BLK1244	6	1 7/8																																																																																				
1 15/16	2 1/2	5/32	7 11/16	.43	1246	BLK1246	6	1 15/16																																																																																				
1 1/2	2 1/2	5/32	7 11/16	.42	1248	BLK1248	6	1 1/2																																																																																				
1 9/16	2 5/8	5/32	7 15/16	.43	1250	BLK1250	6	1 9/16																																																																																				
1 5/8	2 5/8	5/32	7 15/16	.43	1252	BLK1252	6	1 5/8																																																																																				
1 11/16	2 5/8	5/32	7 15/16	.42	1254	BLK1254	6	1 11/16																																																																																				
1 3/4	3 1/8	5/16	8 7/16	.70	1256	BLK1256	6	1 3/4																																																																																				
1 13/16	3 1/8	5/16	8 7/16	.69	1258	BLK1258	6	1 13/16																																																																																				
1 7/8	3 1/8	5/16	8 7/16	.69	1260	BLK1260	6	1 7/8																																																																																				
1 15/16	3 3/8	5/16	8 7/16	.68	1262	BLK1262	6	1 15/16																																																																																				
2	3 1/2	5/16	9 1/2	.66	1264	BLK1264	6	2																																																																																				
2 1/8	3 1/2	5/16	9 1/2	.65	1268	BLK1268	6	2 1/8																																																																																				
2 1/4	3 1/2	5/16	9 1/2	.61	1272	BLK1272	6	2 1/4																																																																																				
2 3/8	3 3/2	5/16	9 1/2	.61	1276	BLK1276	6	2 3/8																																																																																				
2 1/2	3 3/2	5/16	9 1/2	.59	1272S	BLK1272S	6	2 1/2																																																																																				
2 5/8	3 3/2	5/16	9 1/2	.57	1264S	BLK1264S	6	2 5/8																																																																																				

Straight Service Wrenches

Wrench Opening	Diameter of Head	Thickness of Head	Length C	Wt. Ea. Lbs.	Chrome	Std. Pkg. Qty.	Wrench Opening
	A	B			Part No.		
1	2 1/2	1/4	12 1/4	.77	1932	6	1
1 1/8	2 1/2	1/4	12 1/4	.73	1936	6	1 1/8
1 1/2	2 5/8	5/32	12 1/4	.93	1948	6	1 1/2
1 3/8	2 5/8	5/32	12 1/4	.92	1952	6	1 3/8
1 1/4	3 1/16	5/16	12 1/4	1.3	1956	6	1 1/4
2	3 1/16	5/16	12 1/4	1.3	1964	6	2
2 1/4	3 1/16	5/16	12 1/4	1.3	1972	6	2 1/4

- Pump Wrenches - Chrome
- Thin Pattern for Use on Jam Nuts and in Confined Areas
- 30° Angle Heads



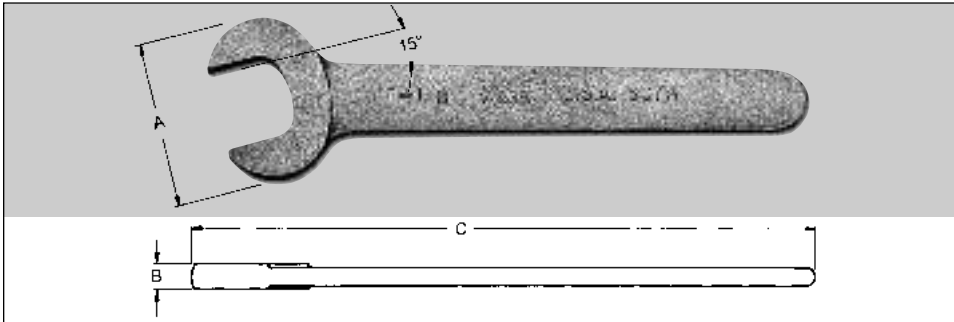
30° Angle

30° Angle Service Wrenches

Wrench Opening	Diameter of Head		Thickness of Head		Length		Wt. Ea. Lbs.	Chrome		Std. Pkg. Qty.	Wrench Opening	Chrome Set 30°
	A	B	B	C	Part No.	Part No.						
19 mm	42.9 mm	6.4 mm	6.4 mm	160.3 mm	.22	1219MM	6	19 mm				
21 mm	42.9 mm	6.4 mm	6.4 mm	160.3 mm	.22	1221MM	6	21 mm				
22 mm	42.9 mm	6.4 mm	6.4 mm	160.3 mm	.22	1222MM	6	22 mm				
24 mm	47.6 mm	6.4 mm	6.4 mm	174.8 mm	.25	1224MM	6	24 mm				
27 mm	47.6 mm	6.4 mm	6.4 mm	174.8 mm	.25	1227MM	6	27 mm				
30 mm	52.4 mm	6.4 mm	6.4 mm	182.6 mm	.31	1230MM	6	30 mm				
32 mm	52.4 mm	6.4 mm	6.4 mm	182.6 mm	.30	1232MM	6	32 mm				
36 mm	63.5 mm	7.1 mm	7.1 mm	195.3 mm	.45	1236MM	6	36 mm				
37 mm	63.5 mm	7.1 mm	7.1 mm	195.3 mm	.43	1237MM	6	37 mm				
38 mm	63.5 mm	7.1 mm	7.1 mm	195.3 mm	.42	1238MM	6	38 mm				
40 mm	66.7 mm	7.1 mm	7.1 mm	201.7 mm	.43	1240MM	6	40 mm				
41 mm	66.7 mm	7.1 mm	7.1 mm	201.7 mm	.43	1241MM	6	41 mm				
42 mm	66.7 mm	7.1 mm	7.1 mm	201.7 mm	.43	1242MM	6	42 mm				
44 mm	66.7 mm	7.1 mm	7.1 mm	201.7 mm	.43	1244MM	6	44 mm				
46 mm	79.4 mm	7.9 mm	7.9 mm	217.4 mm	.70	1246MM	6	46 mm				
48 mm	79.4 mm	7.9 mm	7.9 mm	217.4 mm	.70	1248MM	6	48 mm				
50 mm	79.4 mm	7.9 mm	7.9 mm	217.4 mm	.68	1250MM	6	50 mm				
52 mm	88.9 mm	7.9 mm	7.9 mm	242.1 mm	.66	1252MM	6	52 mm				
55 mm	88.9 mm	7.9 mm	7.9 mm	242.1 mm	.66	1255MM	6	55 mm				
60 mm	88.9 mm	7.9 mm	7.9 mm	242.1 mm	.61	1260MM	6	60 mm				
65 mm	88.9 mm	7.9 mm	7.9 mm	242.1 mm	.57	1265MM	6	65 mm				

OPENING	CHROME PART NO.
19 mm	1219MM
21 mm	1221MM
22 mm	1222MM
24 mm	1224MM
27 mm	1227MM
30 mm	1230MM
32 mm	1232MM
36 mm	1236MM
37 mm	1237MM
38 mm	1238MM
40 mm	1240MM
Kit Bag	C111

Check Nut Wrenches – Fractional & Metric



Thin Pattern

15° Angle

Use on Check Nuts, Stop Nuts, Jam Nuts, Hydraulic Fitting

Smaller Sizes Compliment Service Wrenches

Check Nut Wrench - Fractional

Wrench Opening	Diameter of Head	Thickness of Head	Length	Wt. Ea. Lbs.	Industrial Black	Std. Pkg. Qty.	Wrench Opening
	A	B			Part No.		
7/16	1	1/8	4	.05	601A	6	7/16
1/2	1	1/8	4	.05	601	6	1/2
9/16	1 1/4	5/32	4 1/2	.11	602A	6	9/16
19/32	1 1/4	5/32	4 1/2	.11	602	6	19/32
5/8	1 1/2	3/16	5 1/8	.13	603A	6	5/8
11/16	1 1/2	3/16	5 1/8	.13	603	6	11/16
3/4	1 5/8	7/32	5 3/8	.19	604A	6	3/4
13/16	1 9/16	1/4	6 1/8	.28	605A	6	13/16
7/8	1 9/16	1/4	6 1/8	.28	605	6	7/8
15/16	2	9/32	7 1/2	.36	606A	6	15/16
1	2	9/32	7 1/2	.35	606B	6	1
1 1/16	2 1/16	5/16	8 1/2	.66	607	6	1 1/16
1 1/8	2 1/8	5/16	8 1/2	.65	607A	6	1 1/8
1 1/4	2 1/4	3/8	10	1.12	608	6	1 1/4
1 3/16	2 3/16	3/8	10	1.12	608A	6	1 3/16
1 1/2	3 3/8	7/16	11 1/8	1.5	609A	6	1 1/2
1 5/8	3 5/8	1/2	13	2.3	610	6	1 5/8
1 11/16	3 11/16	1/2	13	2.2	610A	6	1 11/16

Check Nut Wrench - Metric

Wrench Opening	Diameter of Head	Thickness of Head	Length	Wt. Ea. Lbs.	Industrial Black	Std. Pkg. Qty.	Wrench Opening
	A	B			Part No.		
10 mm	25.40 mm	3.17 mm	101.59 mm	.05	610MM	6	10 mm
11 mm	25.40 mm	3.17 mm	101.59 mm	.05	611MM	6	11 mm
12 mm	25.40 mm	3.17 mm	101.59 mm	.05	612MM	6	12 mm
13 mm	25.40 mm	3.17 mm	101.59 mm	.05	613MM	6	13 mm
14 mm	31.75 mm	3.97 mm	114.29 mm	.11	614MM	6	14 mm
15 mm	31.75 mm	3.97 mm	114.29 mm	.11	615MM	6	15 mm
16 mm	38.10 mm	4.76 mm	130.16 mm	.13	616MM	6	16 mm
17 mm	38.10 mm	4.76 mm	130.16 mm	.13	617MM	6	17 mm
18 mm	38.10 mm	4.76 mm	130.16 mm	.13	618MM	6	18 mm
19 mm	41.28 mm	5.56 mm	155.58 mm	.19	619MM	6	19 mm
21 mm	46.03 mm	6.35 mm	168.25 mm	.28	621MM	6	21 mm
22 mm	46.03 mm	6.35 mm	168.25 mm	.28	622MM	6	22 mm
24 mm	50.79 mm	7.14 mm	190.48 mm	.36	624MM	6	24 mm
27 mm	61.90 mm	7.94 mm	215.87 mm	.66	627MM	6	27 mm
30 mm	61.90 mm	7.94 mm	215.87 mm	.66	630MM	6	30 mm
32 mm	66.67 mm	9.52 mm	253.97 mm	1.12	632MM	6	32 mm
36 mm	66.67 mm	9.52 mm	253.97 mm	1.12	636MM	6	36 mm
37 mm	85.71 mm	11.11 mm	288.88 mm	1.50	637MM	6	37 mm
38 mm	85.71 mm	11.11 mm	288.88 mm	1.50	638MM	6	38 mm
41 mm	87.30 mm	12.70 mm	330.16 mm	2.1	641MM	6	41 mm

Sets



CN7K

OPENING	PART NO.
7/16	601A
1/2	601
9/16	602A
5/8	603A
11/16	603
3/4	604A
13/16	605A
7/8	605
15/16	606A
1	606B
1 1/16	607
1 1/8	607A
1 1/4	608
1 3/16	608A
1 1/2	609A
1 5/8	610
1 11/16	610A
Kit Bag	C70



CN9KM

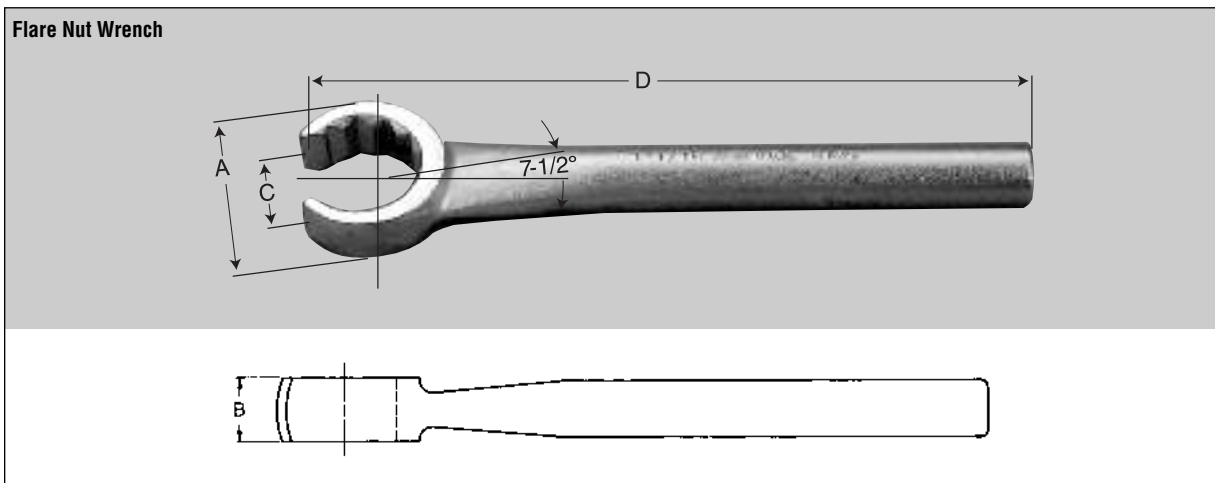
OPENING	PART NO.
10 mm	610MM
11 mm	611MM
12 mm	612MM
13 mm	613MM
14 mm	614MM
15 mm	615MM
16 mm	616MM
17 mm	617MM
19 mm	619MM
Kit Bag	C90

American Alloy Steel

Chrome or Black Finish


12 Point Opening

Drop Forged



Wrench Opening	Diameter of Head	Thickness of Head	Width of Slot	Length	Wt. Ea. Lbs.	Chrome	Industrial Black	Std. Pkg. Qty.	Wrench Opening
	A	B	C	D		Part No.	Part No.		
3/8	25/32	5/16	9/32	6 13/32	.18	4112	BLK4112	6	3/8
7/16	27/32	5/16	11/32	6 15/32	.20	4114	BLK4114	6	7/16
1/2	29/32	3/8	3/8	6 25/32	.28	4116	BLK4116	6	1/2
9/16	1 1/32	7/16	7/16	6 25/32	.30	4118	BLK4118	6	9/16
5/8	1 1/16	1/2	1/2	7 1/8	.38	4120	BLK4120	6	5/8
11/16	1 1/8	1/2	9/16	7 3/16	.45	4122	BLK4122	6	11/16
3/4	1 1/32	9/16	5/8	7 1/16	.53	4124	BLK4124	6	3/4
13/16	1 7/32	5/8	21/32	7 1/2	.60	4126	BLK4126	6	13/16
7/8	1 3/8	5/8	11/16	7 1/2	.60	4128	BLK4128	6	7/8
15/16	1 7/16	5/8	3/4	7 13/16	.63	4130	BLK4130	6	15/16
1	1 9/16	11/16	3/4	7 13/16	.69	4132	BLK4132	6	1
1 1/16	1 5/8	3/4	13/16	7 15/16	.78	4134	BLK4134	6	1 1/16
1 1/8	1 11/16	25/32	7/8	7 15/16	.83	4136	BLK4136	6	1 1/8
1 1/4	1 23/32	13/16	1	7 15/16	.83	4140	BLK4140	6	1 1/4
1 3/8	2 3/32	29/32	1 1/16	9	1.3	4144	BLK4144	6	1 3/8
1 1/2	2 7/16	7/8	1 1/8	10	1.6	4148	BLK4148	6	1 1/2

Ratcheting Box Wrenches & Sets – Straight Pattern



Chrome Finish

Different Openings on Each End in Size from 1/4" thru 7/8".

12 Point with 6 Point Also Available on RB810, 1214 and 1618.

Wrench Openings A x B	Type Opening	Diameter of Head		Thickness of Head C	Overall Length D	Wt. Ea. Lbs.	Chrome	Std. Pkg. Qty.	Wrench Openings
		A ₁	B ₁				Part No.		A x B
1/4 x 5/16	6 pt.	5/16	3/8	3/8	4 1/4	.12	RB810	6	1/4 x 5/16
1/4 x 9/16	12 pt.	5/16	3/8	3/8	4 1/4	.13	RB810DH	6	1/4 x 9/16
3/8 x 7/16	6 pt.	3/8	7/16	3/8	5 1/2	.18	RB1214	6	3/8 x 7/16
3/8 x 7/16	12 pt.	3/8	7/16	3/8	5 1/2	.19	RB1214DH	6	3/8 x 7/16
1/2 x 9/16	6 pt.	1	1 1/8	1/2	6 3/4	.42	RB1618	6	1/2 x 9/16
1/2 x 9/16	12 pt.	1	1 1/8	1/2	6 3/4	.42	RB1618DH	6	1/2 x 9/16
5/8 x 11/16	12 pt.	1 1/4	1 7/16	1/2	8	.54	RB2022	6	5/8 x 11/16
5/8 x 3/4	12 pt.	1 1/4	1 7/16	1/2	8	.52	RB2024	6	5/8 x 3/4
1 1/16 x 1 3/16	12 pt.	1 1/8	1 1/8	1/2	9 1/4	.78	RB2226	6	1 1/16 x 1 3/16
3/4 x 7/8	12 pt.	1 7/16	1 1/8	1/2	9 1/4	.74	RB2428	6	3/4 x 7/8

Sets

RB5K		RB7K			
	OPENING	PART NO.		OPENING	PART NO.
	1/4 x 5/16	RB810		1/4 x 5/16	RB810
	3/8 x 7/16	RB1214		3/8 x 7/16	RB1214
	1/2 x 9/16	RB1618		1/2 x 9/16	RB1618
	5/8 x 11/16	RB2022		5/8 x 11/16	RB2022
	3/4 x 7/8	RB2428		5/8 x 3/4	RB2024
	Kit Bag	C185		1 1/16 x 1 3/16	RB2226
			3/4 x 7/8	RB2428	
			Kit Bag	C187	



Ratcheting Box Wrenches & Sets – 25° Offset Pattern


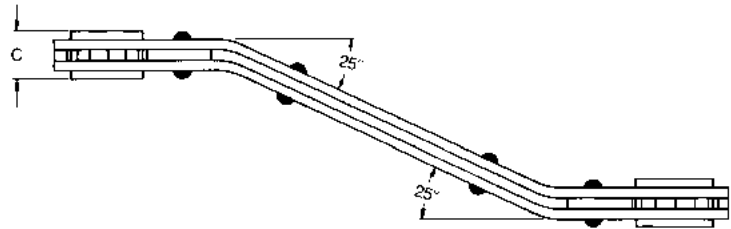
Chrome Finish

25° Offset

Size Openings from 1/4" thru 7/8" with Different Openings on Each End.

**RBO810 thru RBO1618
6 Point**

**RBO2022 thru RBO2428
12 Point**





Wrench Openings A x B	Type Opening	Diameter of Head		Thickness of Head C	Overall Length D	Wt. Ea. Lbs.	Chrome	Std. Pkg. Qty.	Wrench Openings
		A ₁	B ₁				Part No.		A x B
1/4 x 5/16	6 pt.	5/16	5/8	3/8	4 3/32	.12	RBO810	6	1/4 x 5/16
3/8 x 7/16	6 pt.	5/8	7/8	3/8	5 7/32	.18	RBO1214	6	3/8 x 7/16
1/2 x 9/16	6 pt.	1	1 1/8	1/2	6 13/32	.42	RBO1618	6	1/2 x 9/16
5/8 x 1 1/16	12 pt.	1 1/4	1 7/16	1/2	7 21/32	.54	RBO2022	6	5/8 x 1 1/16
3/4 x 3/4	12 pt.	1 1/4	1 1/16	1/2	7 21/32	.52	RBO2024	6	3/4 x 3/4
1 1/16 x 1 3/16	12 pt.	1 7/16	1 1/16	1/2	8 3/4	.78	RBO2226	6	1 1/16 x 1 3/16
3/4 x 7/8	12 pt.	1 7/16	1 1/16	1/2	8 3/4	.74	RBO2428	6	3/4 x 7/8

Sets

RB05K		RB07K		
	OPENING	PART NO.	OPENING	PART NO.
	1/4 x 5/16	RBO810	1/4 x 5/16	RBO810
	3/8 x 7/16	RBO1214	3/8 x 7/16	RBO1214
	1/2 x 9/16	RBO1618	1/2 x 9/16	RBO1618
	5/8 x 1 1/16	RBO2022	5/8 x 1 1/16	RBO2022
	3/4 x 3/4	RBO2428	3/4 x 3/4	RBO2024
	Kit Bag	C185	1 1/16 x 1 3/16	RBO2226
			3/4 x 7/8	RBO2428
			Kit Bag	C187

Heavy Duty Pipe Wrenches



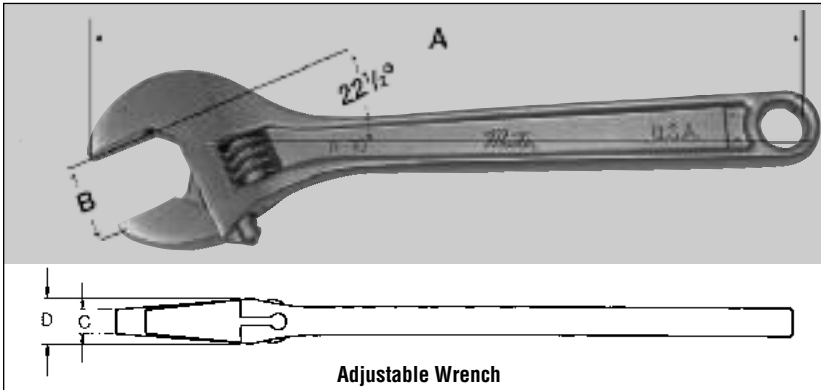
Straight Iron Handle					Straight Aluminum Handle				
									
Size	Capacity	Wt. Ea. Lbs.	Part No.	Std. Pkg. Qty.	Size	Capacity	Wt. Ea. Lbs.	Part No.	Std. Pkg. Qty.
6	3/4"	1/2	PW6	6	—	—	—	—	—
8	1"	3/4	PW8	6	—	—	—	—	—
10	1 1/2"	1 1/4	PW10	6	10	1 1/2	1	PWA10	6
12	2"	2 1/4	PW12	6	—	—	—	—	—
14	2"	3 1/2	PW14	6	14	2	2	PWA14	6
18	2 1/2"	5 1/4	PW18	6	18	2 1/2	3 1/2	PWA18	6
24	3"	9 1/4	PW24	3	24	3	5 1/4	PWA24	6
36	5"	17	PW36	3	36	5	10	PWA36	3
48	6"	34	PW48	1	48	6	17	PWA48	1

Pipe Wrench Parts											
Hook Jaw			Heel Jaw & Pin			Flat Spring & Ball			Nut		
Part No.	Size		Part No.	Size		Part No.	Size		Part No.	Size	
PW6HJ	6"		PW6HP	6"		PW6SFC	6"		PW6N	6"	
PW8HJ	8"		PW8HP	8"		PW8SFC	8"		PW8N	8"	
PW10HJ	10"		PW10HP	10"		PW10SFC	10"		PW10N	10"	
PW12HJ	12"		PW12HP	12"		PW12SFC	12"		PW12N	12"	
PW14HJ	14"		PW14HP	14"		PW14SFC	14"		PW14N	14"	
PW18HJ	18"		PW18HP	18"		PW18SFC	18"		PW18N	18"	
PW24HJ	24"		PW24HP	24"		PW24SFC	24"		PW24N	24"	
PW36HJ	36"		PW36HP	36"		PW36SFC	36"		PW36N	36"	
PW48HJ	48"		PW48HP	48"		PW48SFC	48"		PW48N	48"	

*Limited Supply

Martin

Adjustable Wrenches Auto Wrench Set Screw Wrenches

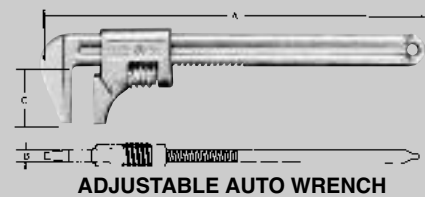


- Drop Forged American Alloy Steel
- Extra Wide Capacity
- Light Weight
- Thin Tapered Head
- 22-1/2 Degree Angle
- Nickel & Industrial Black Finish

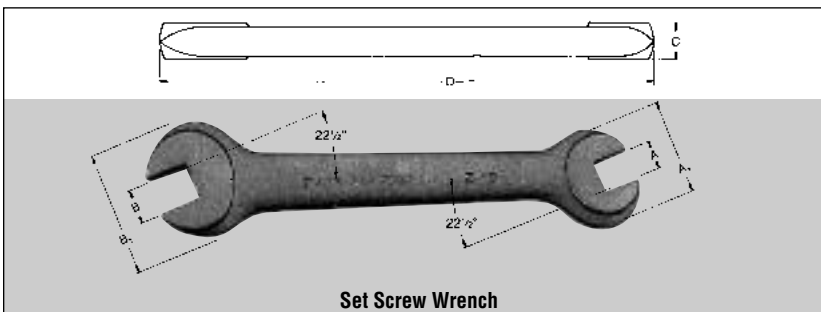
Size Length	Capacity	Thickness of Head		Wt. Ea. Lbs.	Cobalt	Industrial Black	Std. Pkg. Qty.	Size Length
		Jaw Tip	Extreme					
A	B	C	D		Part No.	Part No.		A
6	15/16	7/32	3/8	.26	A6	A6T	6	6
8	1 1/8	17/64	1/2	.48	A8	A8T	6	8
10	1 3/16	23/64	19/32	.80	A10	A10T	6	10
12	1 1/2	15/32	23/32	1.30	A12	A12T	6	12
15	1 3/4	19/32	31/32	3.00	A15	A15T	6	15
18	2 1/16	23/32	1 1/16	5.65	A18	A18T	1	18
24	2 1/2	7/8	1 1/8	8.60	A24	A24T	1	24

Drop Forged, Machined, and Heat Treated. Well Suited for General Repair Work.

A	Max. Jaw Capacity	B	C	Weight Each-Lbs.	Chrome	Std. Pkg. Qty.
					Part No.	
11	3	7/16	1 1/2	1.5	89311	1



ADJUSTABLE AUTO WRENCH



Set Screw Wrench

Set Screw Wrench

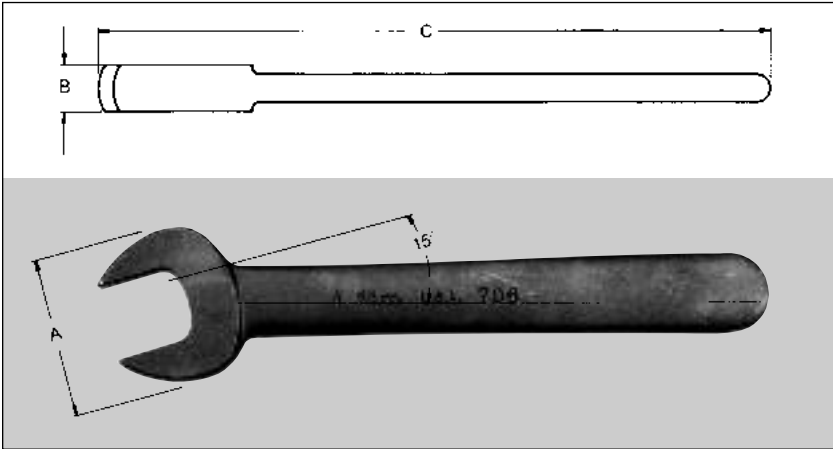
For Hard Square Set Screws, Cap Screws & Nuts

High Grade Carbon Steel

Machined to Industry Standards

Wrench Openings	Diameter of Head	Thickness of Head	Length	Wt. Ea. Lbs.	Industrial Black	Std. Pkg. Qty.	Wrench Openings
A x B	A ₁ x B ₁	C	D		Part No.		A x B
3/16 x 1/4	27/32 x 1 1/16	9/32	4 1/4	.13	523	6	3/16 x 1/4
1/4 x 5/16	27/32 x 1 1/16	9/32	4 1/4	.13	525	6	1/4 x 5/16
5/16 x 3/8	1 x 1 1/16	11/32	5	.21	527	6	5/16 x 3/8
3/8 x 7/16	1 1/4 x 1 3/8	3/8	5 3/4	.33	529	6	3/8 x 7/16
3/8 x 1/2	1 1/4 x 1 3/8	13/32	5 3/4	.35	530	6	3/8 x 1/2
7/16 x 1/2	1 1/4 x 1 3/8	13/32	5 3/4	.35	531	6	7/16 x 1/2
1/2 x 5/8	1 3/4 x 1 7/8	9/16	8 1/2	.90	534	6	1/2 x 5/8

Single Head Open End Engineers Wrench



American High Carbon Steel

Precision Forged and thru Hardened.

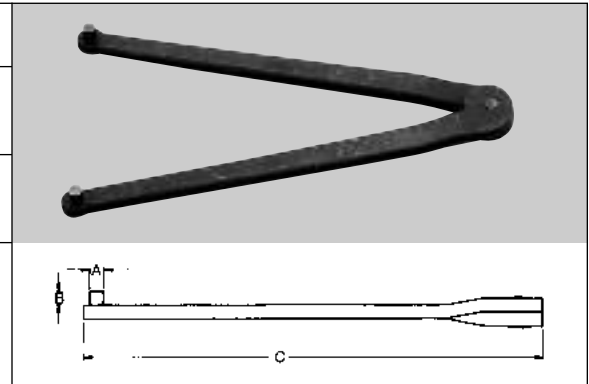
1 5/8" and Larger Sizes Have Tapered Handles

Industrial Black Finish

Wrench Opening	Diameter of Head	Thickness of Head	Length	Wt. Ea. Lbs.	Industrial Black	Std. Pkg. Qty.	Wrench Opening
	A	B	C		Part No.		
1/2	1	5/16	4 5/8	.16	1	6	1/2
9/16	1 1/16	5/16	5 1/2	.19	702	6	9/16
5/8	1 1/8	11/32	6 3/8	.32	703	6	5/8
11/16	1 3/8	11/32	6 3/4	.32	3	6	11/16
3/4	1 5/8	3/8	7 1/4	.44	704	6	3/4
13/16	1 7/8	7/16	8 1/8	.64	705	6	13/16
7/8	1 7/8	7/16	8 3/8	.64	5	6	7/8
15/16	2	7/16	9 1/4	.80	6A	6	15/16
1	2	7/16	9 3/4	.82	706	6	1
1 1/16	2 1/4	7/16	10 1/2	1.26	7	6	1 1/16
1 1/8	2 1/2	9/16	10 5/8	1.22	707	6	1 1/8
1 1/4	2 3/4	19/32	12	2.1	8	6	1 1/4
1 5/16	2 3/4	19/32	12	2.0	8A	6	1 5/16
1 3/8	2 3/4	19/32	12	2.0	708A	6	1 3/8
1 7/16	3	5/8	13 1/2	2.5	9	6	1 7/16
1 1/2	3	5/8	13 1/2	2.5	709	6	1 1/2
1 5/8	3 1/2	7/8	15	3.6	10	1	1 5/8
1 11/16	3 1/2	7/8	15	3.5	10A	1	1 11/16
1 13/16	3 3/4	15/16	16 1/2	5.0	11	1	1 13/16
1 7/8	3 3/4	15/16	16 1/2	5.0	11A	1	1 7/8
2	4 1/8	1	18 1/4	6.2	12	1	2
2 1/16	4 1/8	1	18 1/4	6.2	12A	1	2 1/16
2 3/16	4 1/8	1 1/16	20	8.0	13	1	2 3/16
2 1/4	4 1/2	1 1/16	20	8.0	13A	1	2 1/4
2 3/8	4 5/8	1 1/8	22	9.6	14	1	2 3/8
2 7/16	4 5/8	1 1/8	22	9.6	14A	1	2 7/16
2 9/16	5 1/4	1 3/16	24	13.2	15	1	2 9/16
2 5/8	5 1/4	1 3/16	24	13.1	15A	1	2 5/8
2 3/4	6	1 1/4	27	12.9	16	1	2 3/4
2 13/16	6	1 1/4	27	16.0	16B	1	2 13/16
2 15/16	6	1 1/4	27	16.0	16A	1	2 15/16
3	6 3/8	1 1/2	30	23.7	17A	1	3
3 1/8	6 3/8	1 1/2	30	23.7	17	1	3 1/8
3 3/8	7 1/8	1 5/8	34	31.6	18A	1	3 3/8
3 1/2	7 1/2	1 5/8	34	31.6	18	1	3 1/2
3 3/4	8	1 3/4	37	33.0	19B	1	3 3/4
3 7/8	8	1 3/4	37	33.0	19	1	3 7/8
4 1/8	8	1 3/4	37	32.5	19C	1	4 1/8
4 1/4	8	1 3/4	37	32.0	19A	1	4 1/4
4 1/2	10 1/4	1 7/8	42	50.5	20B	1	4 1/2
4 5/8	10 1/4	1 7/8	42	50.5	20	1	4 5/8
5	10 1/4	1 7/8	42	50.4	20A	1	5

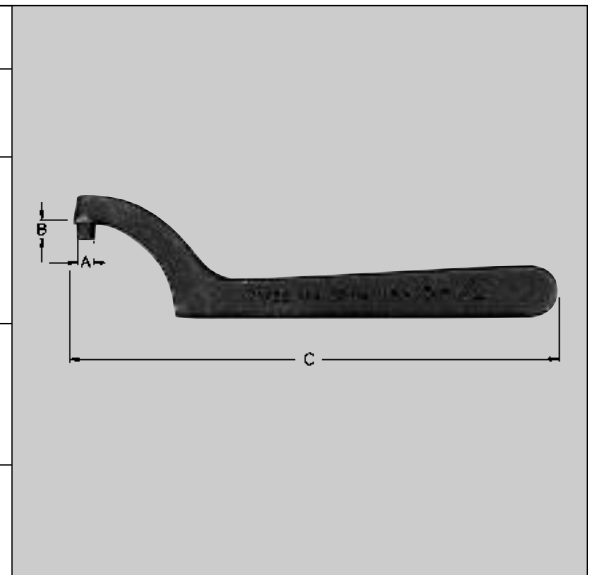
Adjustable Face Spanner

Extreme Capacity	Diameter of Pin	Length of Pin	Overall Length	Wt. Ea. Lbs.	Industrial Black	Std. Pkg. Qty.
	A	B	C		Part No.	
2	$\frac{3}{16}$	$\frac{7}{32}$	$6\frac{1}{4}$.31	482	6
3	$\frac{1}{4}$	$\frac{9}{32}$	$8\frac{1}{4}$.52	483	6
4	$\frac{5}{16}$	$1\frac{1}{32}$	$10\frac{1}{4}$	1.02	484	6



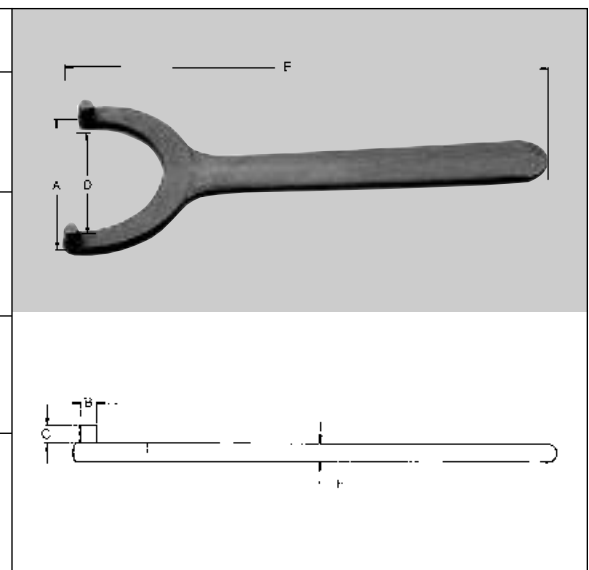
Pin Spanner

For Circle Diameter	Diameter of Pin	Length of Pin	Overall Length	Wt. Ea. Lbs.	Industrial Black	Std. Pkg. Qty.
	A	B	C		Part No.	
1	$\frac{3}{16}$	$\frac{3}{16}$	4	.08	452	6
1 $\frac{1}{4}$	$\frac{13}{64}$	$\frac{3}{16}$	4 $\frac{1}{2}$.11	453	6
1 $\frac{1}{2}$	$\frac{7}{32}$	$\frac{7}{32}$	5	.13	454	6
1 $\frac{3}{4}$	$\frac{15}{64}$	$\frac{7}{32}$	5 $\frac{1}{2}$.17	455	6
2	$\frac{1}{4}$	$\frac{1}{4}$	6	.20	456	6
2 $\frac{1}{4}$	$\frac{17}{64}$	$\frac{1}{4}$	6 $\frac{1}{2}$.24	457	6
2 $\frac{1}{2}$	$\frac{9}{32}$	$\frac{9}{32}$	7	.28	458	6
2 $\frac{3}{4}$	$\frac{19}{64}$	$\frac{9}{32}$	7 $\frac{1}{2}$.37	459	6
3	$\frac{5}{16}$	$\frac{9}{16}$	8	.43	460	6
3 $\frac{1}{4}$	$\frac{21}{64}$	$\frac{9}{16}$	8 $\frac{1}{2}$.47	461	6
3 $\frac{1}{2}$	$\frac{11}{32}$	$1\frac{1}{32}$	9	.50	462	6
3 $\frac{3}{4}$	$\frac{23}{64}$	$1\frac{1}{32}$	9 $\frac{1}{2}$.59	463	6
4	$\frac{3}{8}$	$\frac{3}{8}$	10	.69	464	6
5	$\frac{7}{16}$	$\frac{7}{16}$	12	1.15	466	6
6	$\frac{1}{2}$	$\frac{1}{2}$	14	1.90	468	6



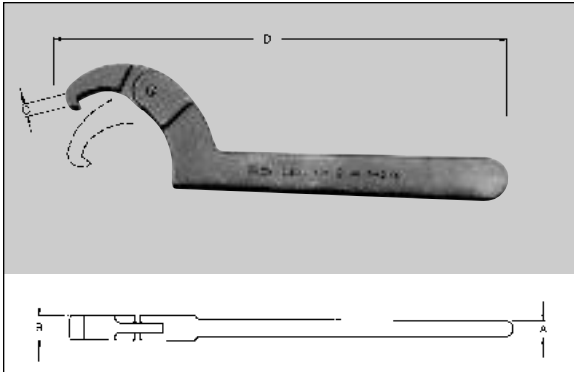
Face Spanner

Center Distance of Pins	Pins		Span of Jaws in Clear	Length from Center of Pins	Thick-ness	Wt. Ea. Lbs.	Industrial Black	Std. Pkg. Qty.
	Dia.	Length					Part No.	
A	B	C	D	E	F			
1	$\frac{3}{16}$	$\frac{3}{16}$	$1\frac{1}{16}$	4 $\frac{1}{2}$	$\frac{3}{16}$.12	418	6
1 $\frac{1}{4}$	$\frac{7}{32}$	$\frac{7}{32}$	$\frac{7}{8}$	5	$\frac{3}{16}$.13	420	6
1 $\frac{1}{2}$	$\frac{7}{32}$	$\frac{7}{32}$	1 $\frac{1}{8}$	5 $\frac{1}{2}$	$\frac{3}{16}$.23	422	6
1 $\frac{3}{4}$	$\frac{7}{32}$	$\frac{7}{32}$	1 $\frac{3}{8}$	6	$\frac{7}{32}$.30	424	6
2	$\frac{1}{4}$	$\frac{1}{4}$	1 $\frac{19}{32}$	6 $\frac{1}{2}$	$\frac{7}{32}$.39	426	6
2 $\frac{1}{4}$	$\frac{1}{4}$	$\frac{1}{4}$	1 $\frac{27}{32}$	7	$\frac{7}{32}$.42	428	6
2 $\frac{1}{2}$	$\frac{9}{32}$	$\frac{9}{32}$	2 $\frac{1}{32}$	7 $\frac{1}{2}$	$\frac{1}{4}$.52	430	6
2 $\frac{3}{4}$	$\frac{9}{32}$	$\frac{9}{32}$	2 $\frac{9}{32}$	8	$\frac{1}{4}$.59	432	6
3	$\frac{5}{16}$	$\frac{5}{16}$	2 $\frac{1}{2}$	8 $\frac{1}{2}$	$\frac{1}{4}$.70	434	6
3 $\frac{1}{4}$	$\frac{5}{16}$	$\frac{5}{16}$	2 $\frac{3}{4}$	9 $\frac{1}{8}$	$\frac{1}{4}$.82	436	6
3 $\frac{1}{2}$	$\frac{5}{16}$	$\frac{5}{16}$	3	9 $\frac{3}{4}$	$\frac{1}{4}$.89	438	6
3 $\frac{3}{4}$	$\frac{3}{8}$	$\frac{3}{8}$	3 $\frac{3}{16}$	10 $\frac{3}{8}$	$\frac{1}{4}$	1.0	440	6
4	$\frac{3}{8}$	$\frac{3}{8}$	3 $\frac{7}{16}$	11	$\frac{1}{4}$	1.1	442	6

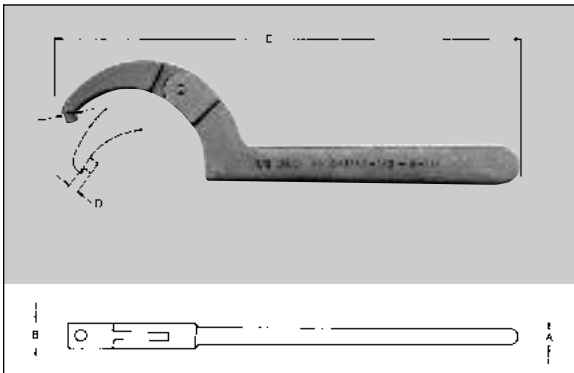


Spanner Wrenches & Sets

– Adjustable



Adjustable Hook Spanner							
Capacity Range	Thickness of Handle	Thickness of Hook	Depth of Hook	Overall Length	Wt. Ea. Lbs.	Industrial Black	Std. Pkg. Qty.
	A	B	C	D		Part No.	
¾ to 2	¼	⅜	⅛	6½	.23	471	6
1¼ to 3	⅝	½	⅜	8⅞	.43	472	6
2 to 4¾	1⅞	17/32	7/32	11⅞	1.03	474	6
4½ to 6¼	1⅞	17/32	¼	12	1.07	474A	6
6 to 8¾	1⅞	17/32	⅜	13⅞	1.40	474B	6



Adjustable Pin Spanner								
Capacity Range	Thickness		Pin Size		Overall Length	Wt. Ea. Lbs.	Industrial Black	Std. Pkg. Qty.
	Handle	Hook	Diameter	Length			Part No.	
	A	B	C	D				
¾ to 2	¼	⅜	⅛	⅜	6½	.23	0471	6
¾ to 2	¼	⅜	⅜	⅝	6½	.23	0471A	6
1¼ to 3	⅝	½	⅜	⅜	8⅞	.42	0472	6
1¼ to 3	⅝	½	¼	7/32	8⅞	.42	0472A	6
2 to 4¾	1⅞	17/32	¼	¼	11⅞	.99	0474	6
4½ to 6¼	1⅞	17/32	⅜	¼	12⅞	1.08	0474A	6

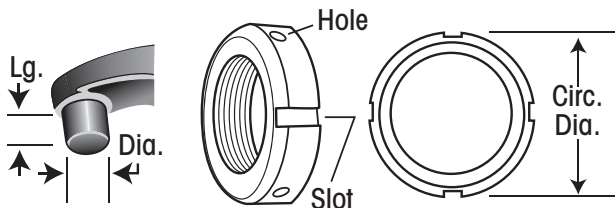
Adjustable Spanner Wrench Sets



SPW6K
0471
0471A
0472
0472A
0474
0474A
C60B Kit Bag

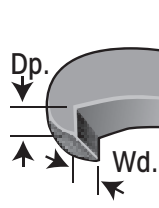


SHW5K
471
472
474
474A
474B
C60B Kit Bag

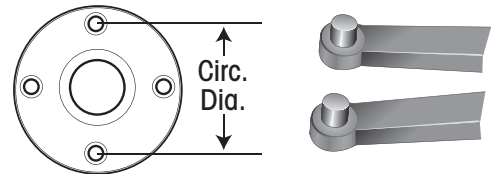


Adjustable Pin Spanner

Pins fit into the holes or slots on the side of the flange or collar.

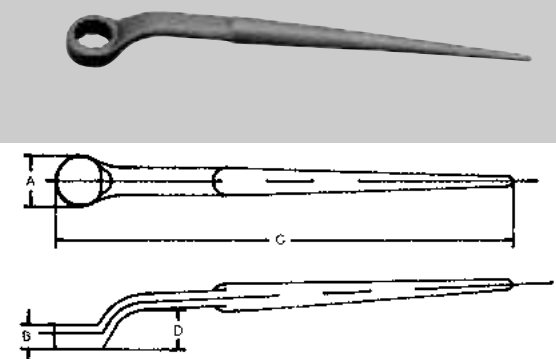


Adjustable Hook Spanner



Pins fit into the holes or slots on the face of the flange or collar.

Adjustable Face Spanner



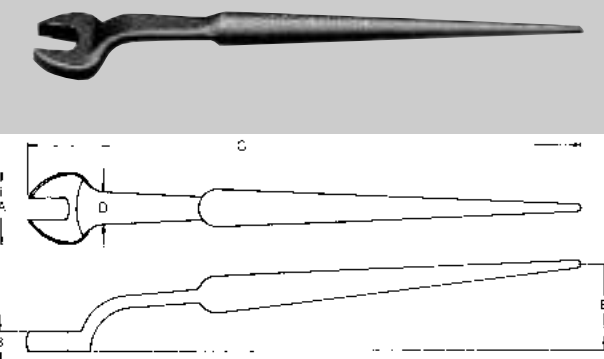
Structural Box Wrench Heads are Offset from Handle to Permit Clearance of Obstructions.

Industrial Black

Handles are Tapered to Align Bolt Holes.

Structural Box Wrenches									
Wrench Opening	Diameter of Head	Thickness of Head	Length	Offset at End	Wt. Ea. Lbs.	Part No.	Std. Pkg. Qty.	Wrench Opening	
	A	B	C	D					
13/16	1 15/32	11/16	12	1 25/32	1.3	8905A	1	13/16	
7/8	1 15/32	11/16	12	1 25/32	1.3	8905	1	7/8	
15/16	1 1/8	13/16	13	1 61/64	1.3	8906	1	15/16	
1	1 5/8	13/16	13	1 61/64	1.3	8906B	1	1	
1 1/16	1 5/8	7/8	15	2 3/4	1.9	8907	1	1 1/16	
1 1/8	1 5/8	7/8	15	2 3/4	1.9	8907A	1	1 1/8	
1 1/4	2 3/64	15/16	17	2 21/64	2.6	8908	1	1 1/4	
1 5/16	2 3/4	15/16	17	2 21/64	2.0	8908A	1	1 5/16	
1 7/16	2 3/4	1 1/8	19	2 3/4	3.5	8909	1	1 7/16	
1 1/2	2 3/4	1 1/8	19	2 3/4	3.5	8909A	1	1 1/2	
1 5/8	2 3/4	1 3/16	21	2 7/8	4.8	8910	1	1 5/8	
1 11/16	2 5/8	1 3/16	21	2 7/8	4.7	8910A	1	1 11/16	
1 13/16	2 5/8	1 1/4	23	3	6.6	8911	1	1 13/16	
1 7/8	2 29/32	1 1/4	23	3	6.6	8911A	1	1 7/8	
2	3 3/32	1 3/8	24 1/2	3 5/32	6.5	8912	1	2	
2 3/16	3 13/32	1 1/2	26	3 1/2	7.3	8913	1	2 3/16	
2 1/8	3 3/32	1 5/8	28	3 11/16	8.5	8914	1	2 1/8	
2 1/4	3 29/32	1 3/4	29	3 13/16	9.2	8915	1	2 1/4	
2 3/4	4 3/32	1 7/8	30	3 3/2	9.8	8916	1	2 3/4	

Structural Wrench Offset									
Wrench Opening	Diameter of Head	Thickness of Head	Length	Handle at Head	Offset at End	Wt. Ea. Lbs.	Industrial Black	Std. Pkg. Qty.	Wrench Opening
	A	B	C	D	E		Part No.		
9/16	1 1/16	7/16	12	13/16	1 11/16	.56	901B	1	9/16
5/8	1 1/16	7/16	12	13/16	1 11/16	.56	903A	1	5/8
11/16	1 1/16	7/16	12	13/16	1 11/16	.56	903	1	11/16
3/4	1 1/16	7/16	12	13/16	1 11/16	.70	904A	1	3/4
13/16	2	17/32	14 1/2	15/16	1 7/8	1.3	905A	1	13/16
7/8	2	17/32	14 1/2	15/16	1 7/8	1.3	905	1	7/8
15/16	2	17/32	14 1/2	15/16	1 7/8	1.3	906C	1	15/16
1	2	17/32	14 1/2	15/16	1 7/8	1.3	906B	1	1
1 1/16	2 1/4	5/8	16	1 1/16	2 3/8	1.9	907	1	1 1/16
1 1/8	2 1/4	5/8	16	1 1/16	2 3/8	1.9	907A	1	1 1/8
1 1/4	2 13/16	11/16	19	1 1/4	2 3/4	2.6	908	1	1 1/4
1 5/16	2 13/16	11/16	19	1 1/4	2 3/4	2.6	908A	1	1 5/16
1 7/16	3 3/8	3/4	20	1 1/4	3 1/16	3.5	909	1	1 7/16
1 1/2	3 3/8	3/4	20	1 1/4	3 1/16	3.5	909A	1	1 1/2
1 5/8	3 19/32	13/16	23	1 1/2	3 3/8	4.8	910	1	1 5/8
1 11/16	3 13/32	13/16	23	1 1/2	3 3/8	4.7	910A	1	1 11/16
1 13/16	4 1/8	13/16	24	1 5/8	3 11/16	6.6	911	1	1 13/16
1 7/8	4 1/8	13/16	24	1 5/8	3 11/16	6.6	911A	1	1 7/8
2	4 1/8	13/16	24	1 5/8	3 11/16	6.5	912	1	2



Structural Wrench Heads are Offset from Handle to Permit Clearance of Obstructions.

Handles are Tapered to Align Bolt Holes.

Construction and Box Wrenches



Construction Wrench 15° Angle							
Wrench Opening	Diameter of Head	Thickness of Head	Length	Wt. Ea. Lbs.	Industrial Black	Std. Pkg. Qty.	Wrench Opening
	A	B			Part No.		
5/8	1 1/16	7/16	12	.62	203A	1	5/8
1 1/16	1 1/16	7/16	12	.62	203	1	1 1/16
3/4	1 1/16	7/16	12	.58	204A	1	3/4
7/8	2	1 1/32	14 1/2	2.0	205	1	7/8
1 5/16	2	1 1/32	14 1/2	2.0	206C	1	1 5/16
1	2	1 1/32	14 1/2	2.0	206B	1	1
1 1/16	2 1/4	5/8	17	1.8	207	1	1 1/16
1 1/8	2 1/4	5/8	17	1.8	207A	1	1 1/8
1 1/4	2 5/8	1 1/16	19	2.7	208	1	1 1/4
1 5/16	2 5/8	1 1/16	19	2.7	208A	1	1 5/16
1 7/16	2 5/8	1 1/16	19	2.6	209	1	1 7/16
1 1/2	2 5/8	1 1/16	19	2.6	209A	1	1 1/2
1 5/8	4	1 5/16	22 11/16	7.0	210	1	1 5/8
1 11/16	4	1 5/16	22 11/16	7.0	210A	1	1 11/16
1 13/16	4	1 5/16	22 11/16	6.9	211	1	1 13/16
1 7/8	4	1 5/16	22 11/16	6.9	211A	1	1 7/8
2	4	1 5/16	22 11/16	6.8	212	1	2

Drop Forged from High Grade Carbon Steel, thru Hardening.

Straight Handle with 15° Angle Opening.

Handles are Tapered to Align Bolt Holes.

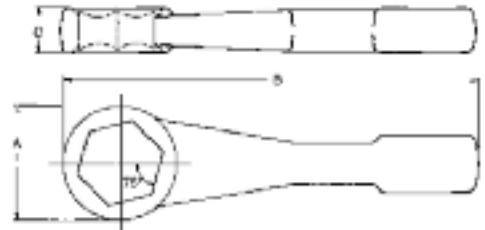
12 Point Box Opening

Box Wrenches							
Wrench Opening	Diameter of Head	Thickness of Head	Length	Wt. Ea. Lbs.	Industrial Black	Std. Pkg. Qty.	Wrench Opening
	A	B			Part No.		
1/2	29/32	3/8	6 25/32	.28	801	6	1/2
5/16	1 1/32	7/16	6 25/32	.30	802A	6	5/16
5/8	1 1/16	1/2	7 1/8	.38	803A	6	5/8
1 1/16	1 1/8	1/2	7 3/16	.45	803	6	1 1/16
3/4	1 1/32	9/16	7 1/16	.53	804A	6	3/4
7/8	1 1/8	5/8	7 1/2	.60	805	6	7/8
1 5/16	1 1/16	5/8	7 13/16	.63	806	6	1 5/16
1	1 1/16	1 1/16	7 13/16	.69	806B	6	1
1 1/16	1 5/8	3/4	7 15/16	.78	807	6	1 1/16
1 1/8	1 11/16	25/32	7 15/16	.83	807A	6	1 1/8
1 1/4	1 23/32	13/16	7 15/16	.83	808	6	1 1/4
1 1/2	2 3/16	7/8	10	1.6	809A	6	1 1/2

Martin

Striking Face 6 Point Box Wrenches SAE 12 Point Box Wrenches SAE & Metric

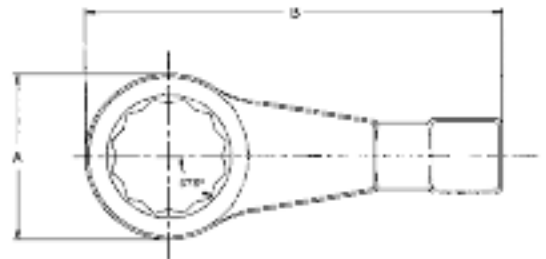
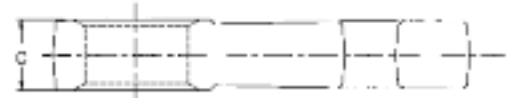
Wrench Opening (Nut Size)	Diameter of Head		Thickness of Head C	Wt. Ea. Lbs.	Industrial Black Part No.	Std. Pkg. Qty.	Wrench Opening (Nut Size)
	A	B					
1 ¹ / ₁₆	1 ²⁵ / ₃₂	9 ⁷ / ₁₆	⁵ / ₁₆	1.9	RN7063	1	1 ¹ / ₁₆
1 ¹ / ₄	2	10 ¹ / ₄	²³ / ₃₂	2.1	RN7075	1	1 ¹ / ₄
1 ¹ / ₂	2 ⁻¹⁷ / ₆₄	10 ⁹ / ₁₆	⁷ / ₁₆	2.6	RN7088	1	1 ¹ / ₂
1 ³ / ₈	2 ⁻³¹ / ₆₄	11	⁹ / ₆₄	2.9	RN7100	1	1 ³ / ₈
1 ¹³ / ₁₆	2 ²¹ / ₃₂	11 ⁹ / ₁₆	⁹ / ₆₄	3.5	RN7113	1	1 ¹³ / ₁₆
2	3 ¹ / ₃₂	11 ¹¹ / ₁₆	1 ¹ / ₃₂	4.0	RN7125	1	2
2 ¹ / ₁₆	3 ³ / ₃₂	12	1 ¹ / ₄	5.2	RN7138	1	2 ¹ / ₁₆
2 ¹ / ₈	3 ¹³ / ₃₂	12 ³ / ₈	1 ⁷ / ₁₆	6.0	RN7150	1	2 ¹ / ₈
2 ¹ / ₄	3 ³ / ₄	12 ¹¹ / ₁₆	1 ¹⁷ / ₃₂	6.6	RN7163	1	2 ¹ / ₄
2 ³ / ₈	4 ¹¹ / ₆₄	13 ¹ / ₁₆	1 ¹⁷ / ₃₂	7.5	RN7175	1	2 ³ / ₈
2 ¹ / ₂	4 ²³ / ₆₄	13 ⁷ / ₁₆	1 ¹⁷ / ₃₂	7.9	RN7188	1	2 ¹ / ₂
3 ¹ / ₈	4 ³¹ / ₆₄	13 ¹³ / ₁₆	1 ⁵ / ₈	9.4	RN7200	1	3 ¹ / ₈
3 ¹ / ₂	4 ³¹ / ₃₂	14 ¹ / ₈	1 ²³ / ₃₂	10.5	RN7225	1	3 ¹ / ₂
3 ³ / ₈	5 ³⁵ / ₆₄	14 ¹ / ₂	1 ²³ / ₃₂	13.3	RN7250	1	3 ³ / ₈



Roughneck "Hammer Wrench"

**Straight Pattern — 6 Point
Alloy Steel — Drop Forged**

Wrench Opening (Nut Size)	Diameter of Head		Thickness of Head C	Wt. Ea. Lbs.	Industrial Black Part No.	Std. Pkg. Qty.	Wrench Opening (Nut Size)
	A	B					
1	1 ²⁵ / ₃₂	9 ⁷ / ₁₆	⁵ / ₁₆	1.9	1807B	1	1
1 ¹ / ₁₆	1 ²⁵ / ₃₂	9 ⁷ / ₁₆	⁵ / ₁₆	1.9	1807	1	1 ¹ / ₁₆
1 ¹ / ₈	1 ²⁵ / ₃₂	9 ⁷ / ₁₆	⁵ / ₁₆	1.9	1807A	1	1 ¹ / ₈
1 ¹ / ₄	2	10 ¹ / ₄	²³ / ₃₂	2.1	1808B	1	1 ¹ / ₄
1 ¹ / ₄	2	10 ¹ / ₄	²³ / ₃₂	2.1	1808	1	1 ¹ / ₄
1 ¹ / ₈	2	10 ¹ / ₄	²³ / ₃₂	2.1	1808A	1	1 ¹ / ₈
1 ¹ / ₂	2 ¹⁷ / ₆₄	10 ⁹ / ₁₆	⁷ / ₁₆	2.6	1809B	1	1 ¹ / ₂
1 ¹ / ₂	2 ¹⁷ / ₆₄	10 ⁹ / ₁₆	⁷ / ₁₆	2.6	1809	1	1 ¹ / ₂
1 ¹ / ₂	2 ¹⁷ / ₆₄	10 ⁹ / ₁₆	⁷ / ₁₆	2.6	1809A	1	1 ¹ / ₂
1 ³ / ₈	2 ³¹ / ₆₄	11	⁹ / ₆₄	2.9	1810	1	1 ³ / ₈
1 ¹³ / ₁₆	2 ³¹ / ₆₄	11	⁹ / ₆₄	2.9	1810A	1	1 ¹³ / ₁₆
1 ¹ / ₂	2 ²¹ / ₃₂	11 ⁹ / ₁₆	⁹ / ₆₄	3.5	1811B	1	1 ¹ / ₂
1 ¹³ / ₁₆	2 ²¹ / ₃₂	11 ⁹ / ₁₆	⁹ / ₆₄	3.5	1811	1	1 ¹³ / ₁₆
1 ¹ / ₂	2 ²¹ / ₃₂	11 ⁹ / ₁₆	⁹ / ₆₄	3.5	1811A	1	1 ¹ / ₂
2	3 ¹ / ₃₂	11 ¹¹ / ₁₆	1 ¹ / ₃₂	4.0	1812	1	2
2 ¹ / ₁₆	3 ³ / ₃₂	11 ¹¹ / ₁₆	1 ¹ / ₃₂	4.0	1812B	1	2 ¹ / ₁₆
2 ¹ / ₈	3 ³ / ₃₂	12	1 ¹ / ₄	5.2	1813B	1	2 ¹ / ₈
2 ¹ / ₈	3 ³ / ₃₂	12	1 ¹ / ₄	5.2	1813	1	2 ¹ / ₈
2 ¹ / ₄	3 ¹³ / ₃₂	12 ³ / ₈	1 ⁷ / ₁₆	6.0	1813A	1	2 ¹ / ₄
2 ¹ / ₄	3 ¹³ / ₃₂	12 ³ / ₈	1 ⁷ / ₁₆	6.0	1814	1	2 ¹ / ₄
2 ³ / ₈	3 ³ / ₄	12 ¹ / ₁₆	1 ⁻¹⁷ / ₃₂	6.5	1815B	1	2 ³ / ₈
2 ¹ / ₂	3 ³ / ₄	12 ¹ / ₁₆	1 ⁻¹⁷ / ₃₂	6.5	1815C	1	2 ¹ / ₂
2 ¹ / ₂	3 ³ / ₄	12 ¹ / ₁₆	1 ⁻¹⁷ / ₃₂	6.5	1815	1	2 ¹ / ₂
2 ⁵ / ₈	3 ³ / ₄	12 ¹ / ₁₆	1 ⁻¹⁷ / ₃₂	6.5	1815A	1	2 ⁵ / ₈
2 ¹ / ₂	4 ¹¹ / ₆₄	13 ¹ / ₁₆	1 ⁻¹⁷ / ₃₂	7.5	1816	1	2 ¹ / ₂
2 ¹³ / ₁₆	4 ²³ / ₆₄	13 ⁷ / ₁₆	1 ⁻¹⁷ / ₃₂	7.9	1816C	1	2 ¹³ / ₁₆
2 ¹³ / ₁₆	4 ²³ / ₆₄	13 ⁷ / ₁₆	1 ⁻¹⁷ / ₃₂	7.9	1816B	1	2 ¹³ / ₁₆
3	4 ³¹ / ₆₄	13 ¹³ / ₁₆	1 ⁻⁵ / ₈	9.4	1817A	1	3
3 ¹ / ₈	4 ³¹ / ₆₄	13 ¹³ / ₁₆	1 ⁻⁵ / ₈	9.4	1817	1	3 ¹ / ₈
3 ¹ / ₂	4 ³¹ / ₃₂	14 ¹ / ₈	1 ²³ / ₃₂	10.5	1818A	1	3 ¹ / ₂
3 ⁻¹ / ₂	4 ³¹ / ₃₂	14 ¹ / ₈	1 ²³ / ₃₂	10.5	1818	1	3 ⁻¹ / ₂
3 ³ / ₄	5 ³⁵ / ₆₄	14 ¹ / ₂	1 ²³ / ₃₂	13.3	1819B	1	3 ³ / ₄
3 ¹ / ₂	5 ³⁵ / ₆₄	14 ¹ / ₂	1 ²³ / ₃₂	13.3	1819	1	3 ¹ / ₂
4 ¹ / ₈	6 ¹ / ₄	16 ¹ / ₃₂	2 ¹ / ₁₆	20.8	1820B	1	4 ¹ / ₈
4 ¹ / ₄	6 ¹ / ₄	16 ¹ / ₃₂	2 ¹ / ₁₆	20.1	1820	1	4 ¹ / ₄
4 ¹ / ₂	7 ¹ / ₄	18 ¹ / ₃₂	3	35.2	1821B	1	4 ¹ / ₂
4 ³ / ₈	7 ¹ / ₄	18 ¹ / ₃₂	3	38.0	1821	1	4 ³ / ₈
4 ¹ / ₂	7 ¹ / ₄	18 ¹ / ₃₂	3	38.2	1822	1	4 ¹ / ₂
32mm	50.8	260.4	18.3	2.1	1832MM	1	32 mm
36mm	57.7	268.2	22.4	2.6	1836MM	1	36 mm
41mm	63.0	279.4	24.1	2.9	1841MM	1	41 mm
46mm	67.6	287.3	24.9	3.5	1846MM	1	46 mm
50mm	67.6	287.3	24.9	3.5	1850MM	1	50 mm
55mm	83.3	304.8	31.8	5.2	1855MM	1	55 mm
60mm	86.6	314.5	36.6	6.0	1860MM	1	60 mm
65mm	95.3	322.3	38.9	6.6	1865MM	1	65 mm
70mm	105.9	331.7	38.9	7.5	1870MM	1	70 mm
75mm	110.7	341.4	38.9	7.9	1875MM	1	75 mm
80 mm	113.8	350.8	41.1	9.4	1880MM	1	80 mm




Roughneck "Hammer Wrench"

**Straight Pattern — 12 Point
Alloy Steel — Drop Forged**

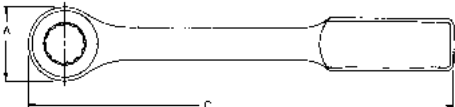
Striking Face Box Wrenches Offset Style



	Wrench Opening	Diameter of Head	Thickness of Head	Length C	Wt. Ea. Lbs.	Industrial Black	Std. Pkg. Qty.	Wrench Opening
		A	B			Part No.		
	1	1 ²⁵ / ₃₂	3/4	10	1.9	8807 B	1	1
	1 ¹ / ₁₆	1 ²⁵ / ₃₂	3/4	10	1.9	8807	1	1 ¹ / ₁₆
	1 ¹ / ₈	1 ²⁵ / ₃₂	3/4	10	1.8	8807A	1	1 ¹ / ₈
	1 ³ / ₁₆	2 ¹ / ₁₆	27/32	11	2.6	8808B	1	1 ³ / ₁₆
	1 ¹ / ₄	2 ¹ / ₁₆	27/32	11	2.6	8808	1	1 ¹ / ₄
	1 ³ / ₈	2 ¹ / ₁₆	27/32	11	2.6	8808A	1	1 ³ / ₈
	1 ³ / ₄	2 ²⁵ / ₆₄	15/16	11 ¹ / ₂	3.4	8809B	1	1 ³ / ₄
	1 ⁷ / ₈	2 ²⁵ / ₆₄	15/16	11 ¹ / ₂	3.4	8809	1	1 ⁷ / ₈
	1 ¹ / ₂	2 ²⁵ / ₆₄	15/16	11 ¹ / ₂	3.3	8809A	1	1 ¹ / ₂
	1 ⁵ / ₈	2 ²¹ / ₃₂	1 ¹ / ₁₆	12	4.0	8810	1	1 ⁵ / ₈
	1 ¹¹ / ₁₆	2 ²¹ / ₃₂	1 ¹ / ₁₆	12	4.0	8810A	1	1 ¹¹ / ₁₆
	1 ³ / ₄	2 ²¹ / ₃₂	1 ¹ / ₁₆	12	3.9	8811B	1	1 ³ / ₄
	1 ¹³ / ₁₆	3 ³ / ₃₂	1 ³ / ₁₆	13	5.4	8811	1	1 ¹³ / ₁₆
	1 ⁷ / ₈	3 ³ / ₃₂	1 ³ / ₁₆	13	5.4	8811A	1	1 ⁷ / ₈
	1 ¹⁵ / ₁₆	3 ³ / ₃₂	1 ³ / ₁₆	13	5.3	8812A	1	1 ¹⁵ / ₁₆
	2	3 ³ / ₃₂	1 ³ / ₁₆	13	5.2	8812	1	2
	2 ¹ / ₈	3 ¹⁷ / ₃₂	1 ¹ / ₁₆	13 ¹ / ₂	6.9	8813B	1	2 ¹ / ₈
	2 ³ / ₁₆	3 ¹⁷ / ₃₂	1 ¹ / ₁₆	13 ¹ / ₂	6.9	8813	1	2 ³ / ₁₆
	2 ¹ / ₄	3 ¹⁷ / ₃₂	1 ¹ / ₁₆	13 ¹ / ₂	6.7	8813A	1	2 ¹ / ₄
	2 ³ / ₈	3 ¹³ / ₁₆	1 ⁷ / ₁₆	14	8.1	8814A	1	2 ³ / ₈
	2 ³ / ₄	3 ¹³ / ₁₆	1 ⁷ / ₁₆	14	7.8	8814	1	2 ³ / ₄
	2 ⁷ / ₈	3 ¹³ / ₁₆	1 ⁷ / ₁₆	14	7.8	8815B	1	2 ⁷ / ₈
	2 ⁹ / ₁₆	4 ⁷ / ₃₂	1 ⁵ / ₁₆	15	10.6	8815	1	2 ⁹ / ₁₆
	2 ⁵ / ₈	4 ⁷ / ₃₂	1 ⁵ / ₁₆	15	10.5	8815A	1	2 ⁵ / ₈
	2 ³ / ₄	4 ⁷ / ₃₂	1 ⁵ / ₁₆	15	10.2	8816	1	2 ³ / ₄
	2 ⁷ / ₈	4 ²⁵ / ₃₂	1 ⁷ / ₁₆	16	14.0	8816C	1	2 ⁷ / ₈
	2 ¹⁵ / ₁₆	4 ²⁵ / ₃₂	1 ⁷ / ₁₆	16	13.8	8816B	1	2 ¹⁵ / ₁₆
	3	4 ²⁵ / ₃₂	1 ⁷ / ₁₆	16	13.7	8817	1	3
	3 ¹ / ₈	4 ²⁵ / ₃₂	1 ⁷ / ₁₆	16	13.3	8817A	1	3 ¹ / ₈
	3 ³ / ₈	6 ¹ / ₄	2 ³ / ₈	18	26.7	8818A	1	3 ³ / ₈
	3 ¹ / ₂	6 ¹ / ₄	2 ³ / ₈	18	26.3	8818	1	3 ¹ / ₂
	3 ³ / ₄	6 ¹ / ₄	2 ³ / ₈	18	25.3	8819B	1	3 ³ / ₄
	3 ⁷ / ₈	6 ¹ / ₄	2 ³ / ₈	18	24.8	8819	1	3 ⁷ / ₈
	4 ¹ / ₈	6 ¹ / ₄	2 ³ / ₈	18	23.6	8819C	1	4 ¹ / ₈
	4 ¹ / ₄	6 ¹ / ₄	2 ³ / ₈	18	22.9	8819A	1	4 ¹ / ₄

45° Offset Pattern — 12 Point









**Black Industrial Finish
Drop Forged**

	Wrench Opening	Diameter of Head	Thickness of Head	Length C	Wt. Ea. Lbs.	Industrial Black	Std. Pkg. Qty.	Wrench Opening
		A	B			Part No.		
	32 mm	2 ¹ / ₁₆	27/32	11	2.6	8832 mm	1	32 mm
	36 mm	2 ²⁵ / ₆₄	15/16	11 ¹ / ₂	3.4	8836 mm	1	36 mm
	41 mm	2 ²¹ / ₃₂	1 ¹ / ₁₆	12	4.0	8841 mm	1	41 mm
	46 mm	3 ³ / ₃₂	1 ³ / ₁₆	13	5.4	8846 mm	1	46 mm
	50 mm	3 ³ / ₃₂	1 ³ / ₁₆	13	5.2	8850 mm	1	50 mm
	55 mm	3 ¹⁷ / ₃₂	1 ¹ / ₁₆	13 ¹ / ₂	6.9	8855 mm	1	55 mm
	60 mm	3 ¹³ / ₁₆	1 ⁷ / ₁₆	14	7.8	8860 mm	1	60 mm
	65 mm	4 ⁷ / ₃₂	1 ⁵ / ₁₆	15	10.6	8865 mm	1	65 mm
	70 mm	4 ⁷ / ₃₂	1 ⁵ / ₁₆	15	10.2	8870 mm	1	70 mm
	75 mm	4 ²⁵ / ₃₂	1 ⁷ / ₁₆	16	13.8	8875 mm	1	75 mm
	80 mm	4 ²⁵ / ₃₂	1 ⁷ / ₁₆	16	13.3	8880 mm	1	80 mm








45° Offset Pattern — 12 Point

**Black Industrial Finish
Drop Forged**

Hex Key Wrench Sets

	Number	Approx. Wt. Lbs.	Quantity		Number	Approx. Wt. Lbs.	Quantity
	13S	.75	1		11SA	.6	1
Contains 13 keys, short arm series, each in a separate size-marked pocket, inch sizes: .050, 1/16, 3/64, 1/32, 1/8, 1/4, 3/16, 1/2, 5/8, 3/4, 7/8, 1. Kit Bag C691				11 keys, short arm series, inch sizes: .050, 1/16, 3/64, 1/32, 1/8, 1/4, 3/16, 1/2, 5/8, 3/4, 7/8, 1. Kit Bag C691			
	Number	Approx. Wt. Lbs.	Quantity		Number	Approx. Wt. Lbs.	Quantity
	9L	.9	1		9S	.30	1
9 keys, 6" long arm series, inch sizes: 3/64, 1/32, 1/8, 1/4, 3/16, 1/2, 5/8, 3/4, 7/8. Kit Bag C591				9 keys, short arm series, inch sizes: 3/64, 1/32, 1/8, 1/4, 3/16, 1/2, 5/8, 3/4, 7/8. Kit Bag C691			
	Number	Approx. Wt. Lbs.	Quantity		Number	Approx. Wt. Lbs.	Quantity
	9SM	.58	1		7S	.25	1
9 metric keys, short arm series, mm sizes: 1.5, 2, 2.5, 3, 4, 5, 6, 8, 10. Kit Bag C691				7 keys, short arm series, inch sizes: 3/64, 1/32, 1/8, 1/4, 3/16, 1/2, 5/8, 3/4, 7/8. Kit Bag C791			
	Number	Approx. Wt. Lbs.	Quantity		Number	Approx. Wt. Lbs.	Quantity
	11S	1.6	1		7SM	.66	1
11 keys, short arm series, inch sizes: 3/64, 1/32, 1/8, 1/4, 3/16, 1/2, 5/8, 3/4, 7/8, 1. Kit Bag C691				7 metric keys, short arm series, mm sizes: 2, 2.5, 3, 4, 5, 6, 8. Kit Bag C691			

JackKey Wrench Sets

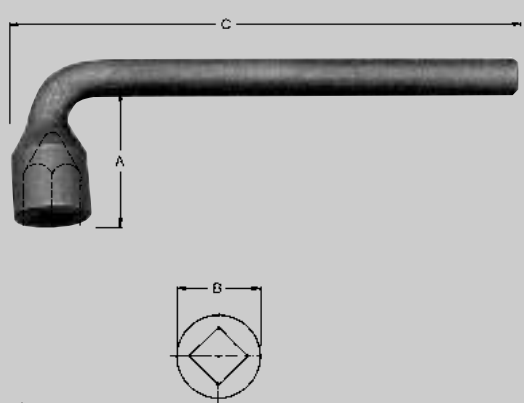
	Number	Approx. Wt. Lbs.	Quantity		Number	Approx. Wt. Lbs.	Quantity	
	5LK	1.62	1		9LK	1.06	1	
JackKey® Set with 5 long bits in inch sizes: 3/16, 1/32, 1/4, 3/16, 1/2. Bit lengths 3 3/8"-5". Handle length 5 1/4".				JackKey® Set with 9 bits in inch sizes: .050, 1/16, 3/64, 1/32, 1/8, 3/64, 1/32, 1/16.				
	Number	Approx. Wt. Lbs.	Quantity		Number	Approx. Wt. Lbs.	Quantity	
	7LKM	.15	1		8SK	.3	1	
Metric JackKey® Set with 7 bits in mm sizes: 1.5, 2, 2.5, 3, 4, 5, 6. Bit lengths 38-50 mm; handle length 100 mm.				JackKey® Set with 8 bits in inch sizes: .050, 1/16, 3/64, 1/32, 1/8, 3/64, 1/32, 1/16. Bit lengths 2"-2 1/2". Handle length 3".				
	Number	Approx. Wt. Lbs.	Quantity		Number	Approx. Wt. Lbs.	Quantity	
	8LK	2.02	1		9SK	1.06	1	
JackKey® Set with 8 long bits in inch sizes: 3/32, 1/64, 1/8, 3/64, 1/32, 3/16, 1/32, 1/4. Bit lengths 5"-5 1/2". Handle length 6 1/4".				JackKey® Set with 9 bits in inch sizes: 3/64, 1/32, 1/64, 1/8, 3/64, 1/32, 3/16, 1/32, 1/4. Bit lengths 3"-3 1/2". Handle length 4".				
Number	Approx. Wt. Lbs.	Quantity		Number	Approx. Wt. Lbs.	Quantity		
8SC	.34	1		7SCM	.4	1		
Handle Length: 3 1/2". Contains 8 bits in inch sizes: .050, 1/16, 3/64, 1/32, 1/8, 3/64, 1/32, 1/16.			Handle Length: 3 1/2". Contains 7 bits in metric sizes: 1.5, 2, 2.5, 3, 4, 5, 6.					
Number	Approx. Wt. Lbs.	Quantity	Number	Approx. Wt. Lbs.	Quantity	Number	Approx. Wt. Lbs.	Quantity
9SC	.34	1	9SAC	.6	1	7SCT	.34	1
Handle Length: 3 1/2". Contains 9 bits in inch sizes: .050, 1/16, 3/64, 1/32, 1/8, 3/64, 1/32, 1/16, 1/8.			Handle Length: 4 1/4". Contains 9 bits in inch sizes: 3/64, 1/32, 1/64, 1/8, 3/64, 1/32, 3/16, 1/32, 1/4.			Handle Length: 4 1/4". Contains 7 TORX® bits: T-10, T-15, T-20, T-25, T-27, T-30, T-40.		

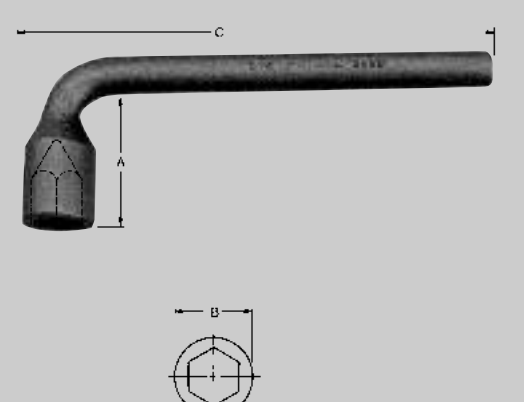
Offset Socket Wrenches



Forged from High Grade Carbon Steel

Special Bends, Lengths Available as Made-to-Order

		Square Opening 4-Point						
		Wrench Opening	Handle Offset in Clear from Face of Wrench	Diameter of Head	Length	Wt. Ea. Lbs.	Industrial Black Part No.	Std. Pkg. Qty.
1/4	13/16	1/2	3 3/8	.07	261J	6	1/4	
5/16	1	5/8	3 3/8	.12	262H	6	5/16	
3/8	1 1/8	1 1/16	4 7/16	.23	263H	6	3/8	
7/16	1 1/8	3/4	5 5/8	.42	265H	6	7/16	
1/2	1 1/4	1	6 3/4	.59	266H	6	1/2	
9/16	1 7/16	1 1/8	6 3/4	.85	267H	6	9/16	
5/8	1 9/16	1 1/4	7 1/2	.94	268H	6	5/8	
3/4	1 3/8	1 3/8	8 3/8	1.2	269H	6	3/4	
1 1/4	3	2 3/8	14 3/4	5.3	276H	1	1 1/4	

		Hexagon Opening 6-Point						
		Wrench Opening	Handle Offset in Clear from Face of Wrench	Diameter of Head	Length	Wt. Ea. Lbs.	Industrial Black Part No.	Std. Pkg. Qty.
7/16	1 1/8	1 1/16	4 7/16	.21	263D	6	7/16	
1/2	1 1/4	3/4	5 5/8	.33	264A	6	1/2	
9/16	1 7/16	7/8	5 5/8	.46	265D	6	9/16	
5/8	1 9/16	1	6 3/4	.53	266D	6	5/8	
3/4	1 3/8	1 1/8	6 3/4	.79	267D	6	3/4	
7/8	2 1/4	1 3/8	8 3/8	1.02	269A	6	7/8	
1 1/16	2 1/4	1 1/2	9 3/8	1.7	270S	6	1 1/16	
1 1/8	2 3/4	1 3/4	10	1.8	271A	1	1 1/8	
1 1/4	3	1 3/4	10	1.9	271D	1	1 1/4	
1 1/2	3 3/4	2 1/8	11 3/4	2.7	273A	1	1 1/2	
1 5/8	3 3/4	2 3/8	13 3/4	4.1	275A	1	1 5/8	
1 3/4	3 3/4	2 3/8	13 3/4	4.1	275D	1	1 3/4	
1 7/8	3 3/4	2 3/4	14 3/4	5.8	276A	1	1 7/8	



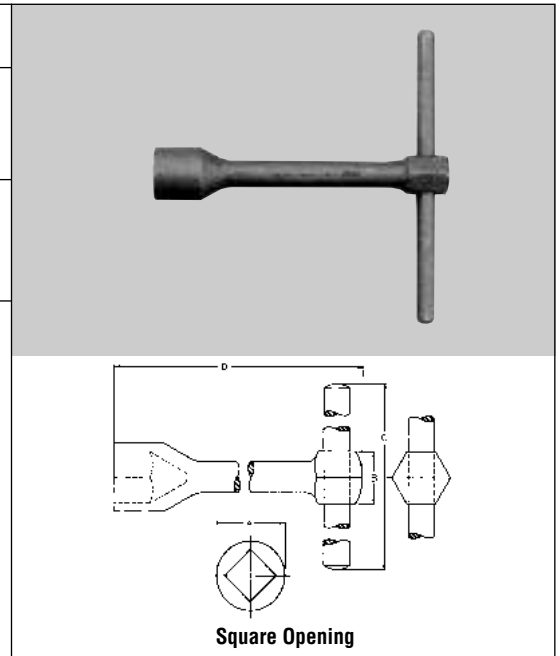
Tee-Handle Socket Wrenches

Upset Forged from Carbon Steel

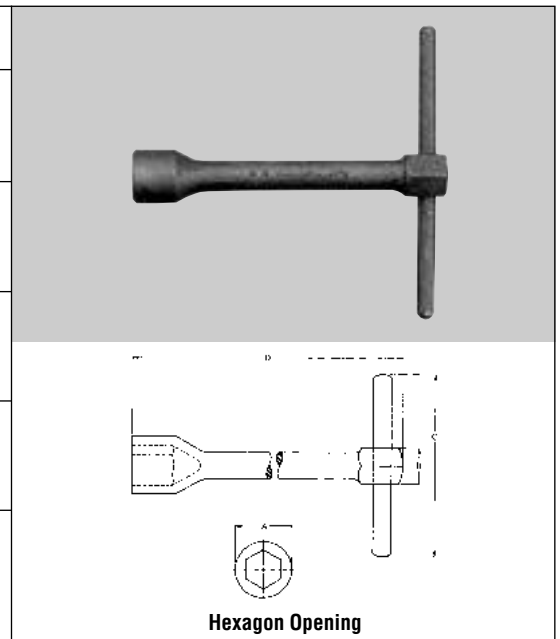
Special Lengths Can Be Ordered in Quantities.

Pin Handle Can Be Removed, Enabling Use of a Wrench on Hex End of Shank.


Square Opening 4-Point								
Wrench Opening	Diameter of Head	Size Hex on Handle End	Length of Pin Handle	Overall Length	Wt. Ea. Lbs.	Industrial Black	Std. Pkg. Qty.	Wrench Opening
	A	B	C	D		Part No.		
3/16	1/2	13/32	4 1/2	4 1/4	.12	961H	6	3/16
1/4	1/2	13/32	4 1/2	4 1/4	.12	961J	6	1/4
5/16	5/8	17/32	4 1/2	4 1/2	.17	962H	6	5/16
3/8	11/16	5/8	4 1/2	4 1/2	.29	963H	6	3/8
7/16	7/8	3/4	5 1/2	5 1/4	.57	965H	12	7/16
1/2	1	3/4	6 1/8	6 1/8	.68	966H	12	1/2
9/16	1 1/8	7/8	6 1/8	6 1/2	.94	967H	6	9/16
5/8	1 1/4	7/8	7	7	1.18	968H	6	5/8
3/4	1 1/2	7/8	7	7 1/8	1.20	969H	1	3/4
7/8	1 5/8	1 1/4	8 1/4	8 1/4	2.2	971H	1	7/8



Hexagon Opening 6-Point								
Wrench Opening	Diameter of Head	Size Hex on Handle End	Length of Pin Handle	Overall Length	Wt. Ea. Lbs.	Industrial Black	Std. Pkg. Qty.	Wrench Opening
	A	B	C	D		Part No.		
5/16	1/2	13/32	4 1/2	4 1/4	.12	961A	6	5/16
3/8	5/8	17/32	4 1/2	4 1/2	.17	962D	6	3/8
7/16	11/16	5/8	4 1/2	4 7/8	.28	963D	6	7/16
1/2	3/4	11/16	5 1/2	5 1/4	.40	964A	12	1/2
9/16	7/8	3/4	5 1/2	5 3/4	.56	965D	12	9/16
5/8	1	3/4	6 1/8	6 1/8	.68	966D	12	5/8
11/16	1 1/8	7/8	6 1/8	6 1/2	.94	967A	6	11/16
3/4	1 1/4	7/8	6 1/8	6 1/2	.91	967D	6	3/4
7/8	1 3/8	7/8	7	7 3/8	1.24	969A	1	7/8
15/16	1 1/2	1 1/16	7 7/8	7 7/8	1.8	970S	1	15/16
1	1 1/2	1 1/16	7 7/8	7 7/8	1.9	970D	1	1
1 1/16	1 5/8	1 1/4	8 1/4	8 1/4	2.3	971A	1	1 1/16
1 1/8	1 3/4	1 1/4	8 1/4	8 1/4	2.2	971D	1	1 1/8
1 1/4	1 7/8	1 1/4	8 1/4	9 1/8	3.0	973A	1	1 1/4
1 3/16	1 7/8	1 1/4	8 1/4	9 1/8	2.9	973B	1	1 3/16
1 1/2	2 1/8	1 7/16	8 1/4	10	3.8	975D	1	1 1/2
1 5/8	2 3/8	1 5/8	10 3/8	10 3/8	5.5	976A	1	1 5/8



Mechanic's Starter Set – Industrial



TOOL BOX INCLUDED...BX24



M46K

ADJUSTABLE WRENCHES

6"A6

COMBINATION WRENCH SET

1/4"1158	13/16"1167A
5/16"1159	7/8"1167
3/8"1160	Kit BagC110
7/16"1161	Kit BagC55
1/2"1162	15/16"1168
9/16"1163	1"1170
5/8"1164	1 1/16"1171
11/16"1165	1 1/8"1172
3/4"1166	1 1/4"1173

3/8" DRIVE SOCKET SET

1/4"B1208	13/16"B1226
5/16"B1210	7/8"B1228
3/8"B1212	15/16"B1230
7/16"B1214	1"B1232
1/2"B1216	7" Rev. Ratchet.....B52
9/16"B1218	3" Ext.....B103
5/8"B1220	6" Ext.....B105
11/16"B1222	UniversalB140A
3/4"B1224	Flex HandleB40A

HAMMERS

12 oz. Ball Peen104G

CHISEL & PUNCH

3/16" Pin PunchP6
1/4" Center PunchP38
1/2" Cold ChiselC16

PLIERS & SCREWDRIVERS

8" Combination Slip Joint PliersP208
6" Diagonal Cutting Pliers.....P206
6 1/2" Long Chain Nose Side Cutting Pliers.....P506
6" Square Blade ScrewdriverSDS6
6" No. 3 Phillips ScrewdriverSDP6

M46KM

ADJUSTABLE WRENCHES

6"A6

COMBINATION WRENCH SET

7 mm.....1107MM	16 mm1116MM
8 mm.....1108MM	17 mm1117MM
9 mm.....1109MM	Kit BagC110
10 mm.....1110MM	Kit BagC55
11 mm.....1111MM	24 mm1124MM
12 mm.....1112MM	26 mm1126MM
13 mm.....1113MM	28 mm1128MM
14 mm.....1114MM	29 mm1129MM
15 mm.....1115MM	30 mm1130MM

3/8" DRIVE SOCKET SET

8 mm.....BM1208	17 mmBM1217
9 mm.....BM1209	18 mmBM1218
10 mm.....BM1210	19 mmBM1219
11 mmBM1211	AdaptorBS130
12 mm.....BM1212	7" Rev. RatchetB52
13 mm.....BM1213	3" Ext.....B103
14 mm.....BM1214	6" Ext.....B105
15 mm.....BM1215	UniversalB140A
16 mm.....BM1216	Flex Handle.....B40A

HAMMERS

12 oz. Ball Peen104G

CHISEL & PUNCH


3/16" Pin PunchP6
1/4" Center PunchP38
1/2" Cold ChiselC16

PLIERS & SCREWDRIVERS

8" Combination Slip Joint PliersP208
6" Diagonal Cutting PliersP206
6 1/2" Long Chain Nose Side Cutting PliersP506
6" Square Blade ScrewdriverSDS6
6" No. 3 Phillips ScrewdriverSDP6

Martin

Mechanic's Set - Industrial



TOOL BOX INCLUDED...BX26



M100K

3/8" DRIVE SOCKET SET	
1/4".....B1208	13/16".....B1226
5/16".....B1210	7/8".....B1228
3/8".....B1212	15/16".....B1230
7/16".....B1214	1".....B1232
1/2".....B1216	3" Ext.....B103
9/16".....B1218	6" Ext.....B105
5/8".....B1220	Flex Handle.....B40A
11/16".....B1222	Universal Joint.....B140A
3/4".....B1224	7" Rev. Ratchet.....B52
1/2" DRIVE SOCKET SET	
3/8".....ST1212	1".....ST1232
7/16".....ST1214	1 1/4".....ST1234
1/2".....ST1216	1 1/8".....ST1236
9/16".....ST1218	1 3/16".....ST1238
5/8".....ST1220	1 1/4" Ext.....ST1240
11/16".....ST1222	5" Ext.....S110P
3/4".....ST1224	10" Ext.....S115P
13/16".....ST1226	Flex Handle.....SF41
7/8".....ST1228	Rev. Ratchet.....SF51
15/16".....ST1230	
COMBINATION WRENCHES	
1/4".....1158	5/16".....1168
5/16".....1159	1".....1170
3/8".....1160	1 1/4".....1171
7/16".....1161	1 1/8".....1172
1/2".....1162	1 1/2".....1173
9/16".....1163	Kit Bag.....C55
5/8".....1164	
11/16".....1165	FLARE NUT WRENCHES
3/4".....1166	3/8".....4112
13/16".....1167A	7/16".....4114
7/8".....1167	1/2".....4116
Kit Bag.....C110	9/16".....4118
C-CLAMPS	
0-3".....CC403	
0-6 1/16".....CC406	
HAMMERS	
12 oz.....104G	
1.50 lbs.....HSB15	
1.25 lbs.....HPD 1	
CHISEL & PUNCH	
3/16" Pin.....P6	
3/16" Center.....P40	
1/2" Cold.....C16	
1/4" Pin.....P8	
1/4" Center.....P42	
3/4" Cold.....C24	
1/16" Pin.....P2	
1/4" Taper.....P27	
SCREWDRIVERS & PLIERS	
8" Combo.....P208	
6" Diagonal.....P206	
6 1/2" Chain Nose.....P506	
10" Groove.....P510	
4" Square Blade.....SDS4	
6" Square Blade.....SDS6	
10" Square Blade.....SDS10	
3" Phillips No. 1.....SDP3	
4" Phillips No. 2.....SDP4	
6" Phillips No. 3.....SDP6	
1 1/2" Stubby No. 2.....SDP1	
HEX KEY WRENCH SET	
13 pcs. Short Arm Series.....13S	
ADJUSTABLE & PIPE WRENCHES	
6".....A6	
10".....A10	
10".....PW10	

M100KM

3/8" DRIVE SOCKET SET	
8 mm.....BM1208	17mm.....BM1217
9 mm.....BM1209	18 mm.....BM1218
10 mm.....BM1210	19 mm.....BM1219
11 mm.....BM1211	Adaptor.....BS130
12 mm.....BM1212	3" Ext.....B103
13 mm.....BM1213	5" Ext.....B105
14 mm.....BM1214	Flex Handle.....B40A
15 mm.....BM1215	Universal Joint.....B140A
16 mm.....BM1216	7" Rev. Ratchet.....B52
1/2" DRIVE SOCKET SET	
10 mm.....STM1210	25 mm.....STM1225
11 mm.....STM1211	26 mm.....STM1226
12 mm.....STM1212	27 mm.....STM1227
13 mm.....STM1213	30 mm.....STM1230
14 mm.....STM1215	32 mm.....STM1232
17 mm.....STM1217	5" Ext.....S110P
19 mm.....STM1219	10" Ext.....S115P
22 mm.....STM1222	Flex Handle.....SF41
23 mm.....STM1223	Rev. Ratchet.....SF51
24 mm.....STM1224	
COMBINATION WRENCHES	
7 mm.....1107MM	24 mm.....1124MM
8 mm.....1108MM	26 mm.....1126MM
9 mm.....1109MM	28 mm.....1128MM
10 mm.....1110MM	29 mm.....1129MM
11 mm.....1111MM	30 mm.....1130MM
12 mm.....1112MM	Kit Bag.....C55
13 mm.....1113MM	
14 mm.....1114MM	FLARE NUT WRENCHES
15 mm.....1115MM	3/8".....4112
16 mm.....1116MM	7/16".....4114
17 mm.....1117MM	1/2".....4116
Kit Bag.....C110	9/16".....4118
C-CLAMPS	
0-3".....CC403	
0-6 1/16".....CC406	
HAMMERS	
12 oz.....104G	
1.50 lbs.....HSB15	
1.25 lbs.....HPD 1	
CHISEL & PUNCH	
3/16" Pin.....P6	
3/16" Center.....P40	
1/2" Cold.....C16	
1/4" Pin.....P8	
1/4" Center.....P42	
3/4" Cold.....C24	
1/16" Pin.....P2	
1/4" Taper.....P27	
PLIERS & SCREWDRIVERS	
8" Combo.....P208	
6" Diagonal.....P206	
6 1/2" Chain Nose.....P506	
10" Groove.....P510	
4" Square Blade.....SDS4	
6" Square Blade.....SDS6	
10" Square Blade.....SDS10	
3" Phillips No. 1.....SDP3	
4" Phillips No. 2.....SDP4	
6" Phillips No. 3.....SDP6	
1 1/2" Stubby No. 2.....SDP1	
HEX KEY WRENCH SET	
13 pcs. Short Arm Series.....13S	
ADJUSTABLE & PIPE WRENCHES	
6".....A6	
10".....A10	
10".....PW10	

1/4" and 3/8" Drive Master Sets







MB20K	
<p>1/4" DRIVE SOCKET SET M606 3/16" 6 pt. Std. Skt. M607 7/32" 6 pt. Std. Skt. M608 1/4" 6 pt. Std. Skt. M609 9/32" 6 pt. Std. Skt. M610 5/16" 6 pt. Std. Skt. M611 11/32" 6 pt. Std. Skt.</p> <p>3/8" DRIVE SOCKET SET B612 3/8" 6 pt. Std. Skt. B614 7/16" 6 pt. Std. Skt. B616 1/2" 6 pt. Std. Skt. B618 9/16" 6 pt. Std. Skt. B620 5/8" 6 pt. Std. Skt. B622 11/16" 6 pt. Std. Skt. B624 3/4" 6 pt. Std. Skt. B626 13/16" 6 pt. Std. Skt.</p>	<p>M106 Spinner Handle</p> <p>B52 8" Reversible Ratchet B103 3" Extension B105 6" Extension BD620P 3/8" Spark Plug Skt. BS129 Adaptor 3/8"F to 1/4"M 98 METAL BOX</p>

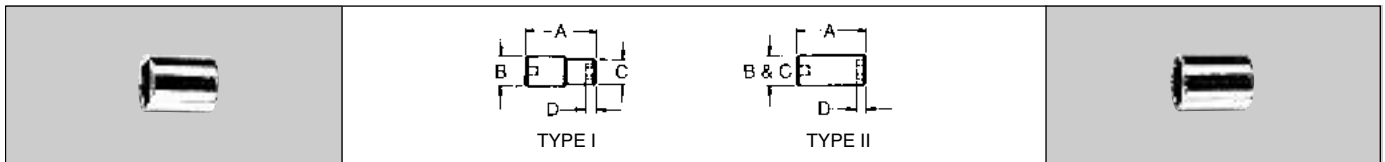
MBM20K		METRIC
<p>1/4" DRIVE SOCKET SET MM605 5 mm 6 Pt. Std. Skt. MM606 6 mm 6 Pt. Std. Skt. MM607 7 mm 6 Pt. Std. Skt. MM608 8 mm 6 Pt. Std. Skt. MM609 9 mm 6 Pt. Std. Skt. MM610 10 mm 6 Pt. Std. Skt.</p> <p>3/8" DRIVE SOCKET SET BM612 12 mm 6 Pt. Std. Skt. BM613 13 mm 6 Pt. Std. Skt. BM614 14 mm 6 Pt. Std. Skt. BM615 15 mm 6 Pt. Std. Skt. BM616 16 mm 6 Pt. Std. Skt. BM617 17 mm 6 Pt. Std. Skt. BM618 18 mm 6 Pt. Std. Skt. BM619 19 mm 6 Pt. Std. Skt.</p>	<p>M106 Spinner Handle</p> <p>B52 8" Reversible Ratchet B103 3" Extension B105 6" Extension BD620P 3/8" Spark Plug Skt. BS129 Adaptor 3/8"F to 1/4"M 98 METAL BOX</p>	

MB28K	
<p>1/4" DRIVE SOCKET SET M608 1/4" 6 pt. Std. Skt. M609 9/32" 6 pt. Std. Skt. M610 5/16" 6 pt. Std. Skt. M611 11/32" 6 pt. Std. Skt. M612 3/8" 6 pt. Std. Skt.</p> <p>3/8" DRIVE SOCKET SET B614 7/16" 6 pt. Std. Skt. B616 1/2" 6 pt. Std. Skt. B618 9/16" 6 pt. Std. Skt. B620 5/8" 6 pt. Std. Skt. B622 11/16" 6 pt. Std. Skt. B624 3/4" 6 pt. Std. Skt. BM612 12 mm 6 Pt. Std. Skt. BM613 13 mm 6 Pt. Std. Skt. BM614 14 mm 6 Pt. Std. Skt.</p>	<p>MM607 7 mm 6 Pt. Std. Skt. MM608 8 mm 6 Pt. Std. Skt. MM609 9 mm 6 Pt. Std. Skt. MM610 10 mm 6 Pt. Std. Skt. MM611 11 mm 6 Pt. Std. Skt. M106 Spinner Handle</p> <p>BM615 15 mm 6 Pt. Std. Skt. BM617 17 mm 6 Pt. Std. Skt. BM619 19 mm 6 Pt. Std. Skt. B52 8" Reversible Ratchet B103 3" Extension B105 6" Extension BD620P .. 3/8" Spark Plug Skt. BS129 Adaptor 3/8"F to 1/4"M 98 METAL BOX</p>



1/4" Drive Sockets & Attachments – Chrome

Type	Item	Description	Part No.	Std. Pkg. Qty.
Ratchet		Chrome .43 tooth. Head dia. 1" . Length 5 1/2" . Weight .40 lbs.	M52	6
Ratchet Replacement Head		Preassembled Ratchet Replacement Head. Weight .19 lbs.	M52RD	1
Extension Bar		3" Extension Bar. Weight .17 lbs.	M103	6
Spinner		Spinner Handle. Length 6" .	M106	6



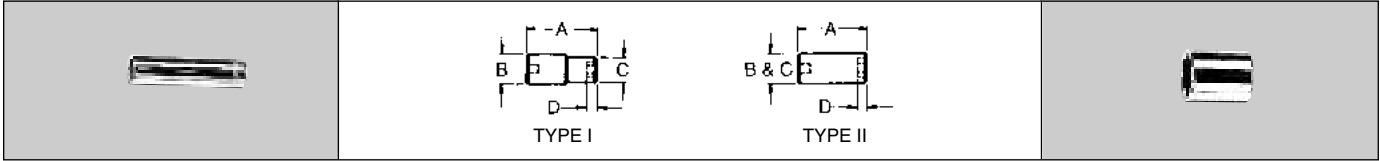
1/4" Square Drive 12 Point Standard

Opening	Type	Length A	Drive End B	Opening End C	Minimum Depth D	Wt. Ea. Lbs.	Chrome	Std. Pkg. Qty.	Opening
							Part No.		
3/16	I	13/16	31/64	3/16	7/32	.01	M1206	6	3/16
7/32	I	13/16	31/64	23/64	15/64	.01	M1207	6	7/32
1/4	I	13/16	31/64	25/64	1/4	.01	M1208	6	1/4
9/32	I	13/16	31/64	7/16	19/64	.02	M1209	6	9/32
5/16	II	13/16	31/64	31/64	21/64	.02	M1210	6	5/16
11/32	II	13/16	33/64	33/64	21/64	.03	M1211	6	11/32
3/8	II	13/16	9/16	9/16	3/16	.03	M1212	6	3/8
7/16	II	13/16	5/8	5/8	21/64	.04	M1214	6	7/16
1/2	II	13/16	45/64	45/64	13/32	.04	M1216	6	1/2

1/4" Square Drive 6 Point Standard

Opening	Type	Length A	Drive End B	Opening End C	Minimum Depth D	Wt. Ea. Lbs.	Chrome	Std. Pkg. Qty.	Opening
							Part No.		
5/32	I	13/16	31/64	9/32	7/32	.01	M605	6	5/32
3/16	I	13/16	31/64	3/16	7/32	.01	M606	6	3/16
7/32	I	13/16	31/64	23/64	15/64	.01	M607	6	7/32
1/4	I	13/16	31/64	25/64	1/4	.01	M608	6	1/4
9/32	I	13/16	31/64	7/16	19/64	.02	M609	6	9/32
5/16	II	13/16	31/64	31/64	21/64	.02	M610	6	5/16
11/32	II	13/16	33/64	33/64	21/64	.03	M611	6	11/32
3/8	II	13/16	9/16	9/16	3/16	.03	M612	6	3/8
7/16	II	13/16	5/8	5/8	21/64	.04	M614	6	7/16
1/2	II	13/16	45/64	45/64	13/32	.04	M616	6	1/2

1/4" Drive Sockets & Sets – Chrome



1/4" Square Drive 6 Point Deep									
Opening	Type	Length	Drive End	Opening End	Minimum Depth	Wt. Ea. Lbs.	Chrome	Std. Pkg. Qty.	Opening
		A	B	C	D		Part No.		
3/16	I	1-61/64	19/32	3/16	19/64	.05	MD606	6	3/16
7/32	I	1-61/64	15/32	23/64	15/64	.06	MD607	6	7/32
1/4	I	1-61/64	19/32	29/64	11/32	.06	MD608	6	1/4
9/32	I	1-61/64	15/32	7/16	11/32	.06	MD609	6	9/32
5/16	II	1-61/64	19/32	19/32	19/32	.06	MD610	6	5/16
11/32	II	1-61/64	33/64	33/64	33/64	.06	MD611	6	11/32
3/8	II	1-61/64	37/64	37/64	33/64	.09	MD612	6	3/8
7/16	II	1-61/64	3/8	3/8	33/64	.09	MD614	6	7/16
1/2	II	1-61/64	45/64	45/64	33/64	.11	MD616	6	1/2

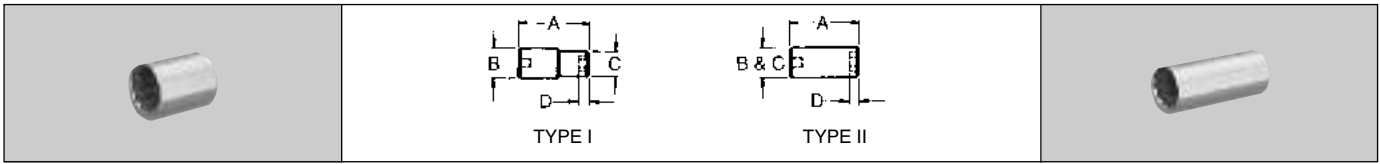
1/4" Square Drive 6 Point Standard — Metric									
Opening	Type	Length	Drive End	Opening End	Minimum Depth	Wt. Ea. Lbs.	Chrome	Std. Pkg. Qty.	Opening
		A	B	C	D		Part No.		
4 mm	I	21.1 mm	12.1 mm	7.1 mm	5.3 mm	.05	MM604	6	4 mm
5 mm	I	21.1 mm	12.1 mm	8.6 mm	5.1 mm	.05	MM605	6	5 mm
6 mm	I	21.1 mm	12.1 mm	10.2 mm	6.6 mm	.05	MM606	6	6 mm
7 mm	I	21.1 mm	12.1 mm	11.2 mm	7.6 mm	.05	MM607	6	7 mm
8 mm	II	21.1 mm	12.1 mm	12.2 mm	8.4 mm	.05	MM608	6	8 mm
9 mm	II	21.1 mm	14.2 mm	14.2 mm	8.4 mm	.06	MM609	6	9 mm
10 mm	II	21.1 mm	14.9 mm	14.9 mm	8.4 mm	.06	MM610	6	10 mm
11 mm	II	21.1 mm	16.0 mm	16.0 mm	8.4 mm	.06	MM611	6	11 mm
12 mm	II	21.1 mm	17.0 mm	17.0 mm	9.1 mm	.07	MM612	6	12 mm
13 mm	II	21.1 mm	17.8 mm	17.8 mm	10.2 mm	.08	MM613	6	13 mm

M12K	
M606..... 3/16" 6 Pt. Std. Skt.	M612..... 3/8" 6 Pt. Std. Skt.
M607..... 7/32" 6 Pt. Std. Skt.	M614..... 7/16" 6 Pt. Std. Skt.
M608..... 1/4" 6 Pt. Std. Skt.	M616..... 1/2" 6 Pt. Std. Skt.
M609..... 9/32" 6 Pt. Std. Skt.	M52..... RATCHET
M610..... 5/16" 6 Pt. Std. Skt.	M103..... 3" EXTENSION BAR
M611..... 11/32" 6 Pt. Std. Skt.	M106..... 6" SPINNER
	91..... METAL BOX

M12KM		METRIC
MM604..... 4 mm 6 Pt. Std. Skt.	MM610..... 10 mm 6 Pt. Std. Skt.	
MM605..... 5 mm 6 Pt. Std. Skt.	MM612..... 12 mm 6 Pt. Std. Skt.	
MM606..... 6 mm 6 Pt. Std. Skt.	MM613..... 13 mm 6 Pt. Std. Skt.	
MM607..... 7 mm 6 Pt. Std. Skt.	M52..... RATCHET	
MM608..... 8 mm 6 Pt. Std. Skt.	M103..... 3" EXTENSION BAR	
MM609..... 9 mm 6 Pt. Std. Skt.	M106..... 6" SPINNER	
	91..... METAL BOX	

Type		Description	Part No.	Std. Pkg. Qty.
FLEXIBLE HANDLE		Chrome Knurled Grip. Length 7¹³/₁₆" . Weight .59 lbs.	B40A	6
REVERSIBLE RATCHET		Chrome. 41 tooth. Head dia. 1¹/₄" . Length 8" . Weight .69 lbs.	B52	6
		Preassembled Ratchet Replacement Head. Weight .19 lbs.	B52RD	1
FLEXIBLE HEAD RATCHET		Flex Head Reversible Ratchet. Chrome. Length 10¹/₂" . .70 lbs.	B54	6
		Preassembled Flexible Ratchet Replacement Head. .19 lbs.	B54RD	1
EXTENSIONS		Chrome. Length 3" . Weight .17 lbs.	B103	6
		Chrome. Length 6" . Weight .20 lbs.	B105	6
		Chrome. Length 12" . Weight .42 lbs.	B112	6
UNIVERSAL JOINT		Chrome. Weight .13 lbs.	B140A	6
ADAPTORS		Chrome. 3/8" F to 1/4" M . Weight .06 lbs.	BS129	6
		Chrome. 3/8" F to 1/2" M . Weight .09 lbs.	BS130	6
SPEEDER		Chrome. Revolving Grip. Length 16" . Weight 1.1 lbs.	B15	6

3/8" Drive Socket Wrenches – Chrome

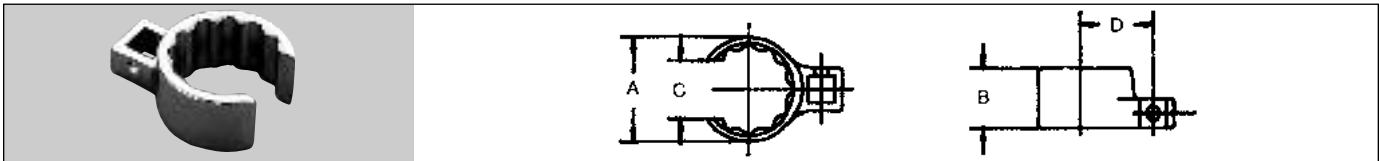


3/8" Square Drive 12 Point Standard

Opening	Type	Length				Wt. Ea. Lbs.	Chrome	Std. Pkg. Qty.	Opening
		A	B	C	D		Part No.		
1/4	I	1 1/8	5/8	29/64	1/8	.04	B1208	6	1/4
5/16	I	1 1/8	5/8	15/32	9/64	.05	B1210	6	5/16
3/8	I	1 1/8	5/8	29/64	9/32	.05	B1212	6	3/8
7/16	II	1 1/8	—	5/8	7/32	.05	B1214	6	7/16
1/2	II	1 1/8	—	23/32	17/64	.06	B1216	6	1/2
9/16	II	1 1/8	—	29/32	21/64	.08	B1218	6	9/16
5/8	II	1 1/8	—	7/8	3/8	.10	B1220	6	5/8
11/16	II	1 1/8	—	15/16	3/8	.12	B1222	6	11/16
3/4	II	1 1/8	—	1	7/16	.14	B1224	6	3/4
13/16	II	1 3/16	—	1 1/16	29/64	.15	B1226	6	13/16
7/8	II	1 1/4	—	1 1/4	1/2	.18	B1228	6	7/8
15/16	II	1 1/8	—	1 1/4	29/64	.18	B1230	6	15/16
1	II	1 5/8	—	1 1/2	29/64	.19	B1232	6	1

3/8" Square Drive 12 Point Deep

Opening	Type	Length				Wt. Ea. Lbs.	Chrome	Std. Pkg. Qty.	Opening
		A	B	C	D		Part No.		
3/8	I	2-7/32	5/8	29/64	5/32	.10	BD1212	6	3/8
7/16	II	2-7/32	—	5/8	7/32	.10	BD1214	6	7/16
1/2	II	2-7/32	—	23/32	17/64	.15	BD1216	6	1/2
9/16	II	2-7/32	—	29/32	21/64	.19	BD1218	6	9/16
5/8	II	2-7/32	—	7/8	3/8	.23	BD1220	6	5/8
11/16	II	2-1/2	—	29/64	3/8	.28	BD1222	6	11/16
3/4	II	2-1/2	—	29/64	7/16	.26	BD1224	6	3/4
13/16	II	2-25/32	—	1-1/16	29/64	.48	BD1226	6	13/16
7/8	II	2-7/8	—	1-5/32	1/2	.39	BD1228	6	7/8

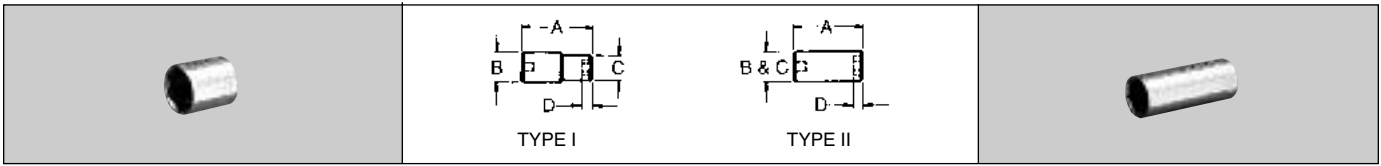


3/8" Drive Crowfoot Wrench — Flare Nut 12 Pt.

Opening	Diameter of Head	Thickness of Head	Width of Slot	Length of Centers	Wt. Ea. Lbs.	Chrome	Industrial Black	Std. Pkg. Qty.	Opening
	A	B	C	D		Part No.	Part No.		
3/8	15/16	11/16	15/32	47/64	.06	BC20	BLKBC20	6	3/8
1/2	1-1/32	11/16	17/32	29/32	.06	BC22	BLKBC22	6	1/2
3/4	1-1/8	23/32	9/16	53/64	.06	BC24	BLKBC24	6	3/4
13/16	1-13/64	29/32	5/8	7/8	.06	BC26	BLKBC26	6	13/16
7/8	1-19/64	3/4	11/16	15/16	.06	BC28	BLKBC28	6	7/8
15/16	1-3/8	3/4	29/32	15/16	.06	BC30	BLKBC30	6	15/16
1	1-29/64	29/32	3/4	1-1/64	.13	BC32	BLKBC32	6	1
1-1/16	1-17/32	29/32	29/32	1-3/64	.13	BC34	BLKBC34	6	1 1/16



3/8" Drive Socket Wrenches – Chrome

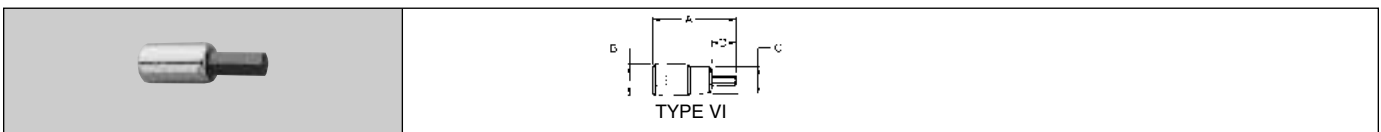


3/8" Square Drive 6 Point Standard

Opening	Type	Length	Drive End	Opening End	Minimum Depth	Wt. Ea. Lbs.	Chrome	Std. Qty.	Opening
		A	B	C	D		Part No.		
1/4	I	1 1/8	5/8	25/64	1/8	.04	B608	6	1/4
5/16	I	1 1/8	5/8	15/32	3/64	.04	B610	6	5/16
3/8	I	1 1/8	5/8	25/64	7/32	.05	B612	6	3/8
7/16	II	1 1/8	—	5/8	7/32	.05	B614	6	7/16
1/2	II	1 1/8	—	23/32	17/64	.07	B616	6	1/2
5/16	II	1 1/8	—	25/32	21/64	.08	B618	6	5/16
3/8	II	1 1/8	—	7/8	3/8	.10	B620	6	3/8
11/16	II	1 1/8	—	15/16	3/8	.13	B622	6	11/16
3/4	II	1 1/8	—	1	7/16	.14	B624	6	3/4
13/16	II	1 1/8	—	1 1/16	25/64	.17	B626	6	13/16
7/8	II	1 1/4	—	1 1/4	1/2	.19	B628	6	7/8
15/16	II	1 1/8	—	1 1/4	25/64	.29	B630	6	15/16
1	II	1 3/8	—	1 1/2	25/64	.33	B632	6	1

3/8" Square Drive 6 Point Deep

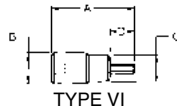

Opening	Type	Length	Drive End	Opening End	Minimum Depth	Wt. Ea. Lbs.	Chrome	Std. Qty.	Opening
		A	B	C	D		Part No.		
1/4	I	2 1/32	5/8	3/8	5/32	.10	BD608	6	1/4
5/16	I	2 1/32	5/8	7/16	7/32	.11	BD610	6	5/16
3/8	I	2 1/32	5/8	25/64	7/32	.12	BD612	6	3/8
7/16	II	2 1/32	—	5/8	7/32	.12	BD614	6	7/16
1/2	II	2 1/32	—	23/32	17/64	.16	BD616	6	1/2
5/16	I	2 1/4	55/64	13/16	11/32	.25	BD618	6	5/16
3/8	I	2 1/4	25/64	25/64	3/8	.30	BD620	6	3/8
11/16	II	2 5/16	—	61/64	3/8	.32	BD622	6	11/16
3/4	II	2 5/16	—	1 3/64	7/16	.37	BD624	6	3/4
13/16	II	2 25/32	—	1 1/16	25/64	.32	BD626	6	13/16
7/8	II	2 7/8	—	1 1/2	1/2	.39	BD628	6	7/8
15/16	II	3 3/64	—	1 1/4	25/64	.41	BD630	6	15/16
1	II	3 3/64	—	1 1/2	25/64	.41	BD632	6	1



3/8" Drive Hex Bit Sockets

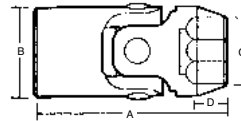
Bit Size	Type	Length	Drive End	Bit End	Bit Length	Wt. Ea. Lbs.	Chrome	Replacement Hex Bits	Std. Pkg. Qty.	Bit Size
		A	B	C	D		Part No.			
1/8	I	2.66	.69	.59	1.59	.06	BA4	BA4B	6	1/8
5/32	I	2.66	.69	.59	1.59	.06	BA5	BA5B	6	5/32
3/16	I	2.66	.69	.59	1.59	.06	BA6	BA6B	6	3/16
7/32	I	2.66	.69	.59	1.59	.07	BA7	BA7B	6	7/32
1/4	VI	2.66	.69	.59	1.59	.08	BA8	BA8B	6	1/4
5/16	VI	2.88	.69	.59	1.81	.10	BA10	BA10B	6	5/16
3/8	VI	2.94	.75	.75	1.75	.13	BA12	BA12B	6	3/8

3/8" Drive Socket Wrenches – Chrome



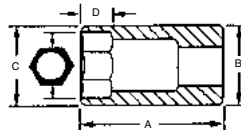
3/8" Drive Torx Bit Sockets

Bit Size	Type	Length	Drive End	Bit End	Bit Length	Wt. Ea. Lbs.	Chrome	Replacement Hex Bits	Std. Pkg. Qty.	Bit Size
		A	B	C	D		Part No.			
T10	VI	1.65	0.69	.59	0.59	0.05	BAT10	BAT10B	6	T10
T15	VI	1.65	0.69	.59	0.59	0.1	BAT15	BAT15B	6	T15
T20	VI	1.65	0.69	.59	0.59	0.1	BAT20	BAT20B	6	T20
T25	VI	1.65	0.69	.59	0.59	0.1	BAT25	BAT25B	6	T25
T27	VI	1.65	0.69	.59	0.59	0.1	BAT27	BAT27B	6	T27
T30	VI	1.65	0.69	.59	0.59	0.1	BAT30	BAT30B	6	T30
T40	VI	1.83	0.69	.59	0.77	0.1	BAT40	BAT40B	6	T40
T45	VI	1.83	0.69	.59	0.77	0.1	BAT45	BAT45B	6	T45
T50	VI	1.83	0.69	.59	0.77	0.1	BAT50	BAT50B	6	T50
T55	VI	2.06	0.75	.75	0.89	0.15	BAT55	BAT55B	6	T55



3/8" Square Drive 6 Point Flex Socket

Opening	Length	Drive End	Opening End	Minimum Depth	Wt. Ea. Lbs.	Chrome	Std. Pkg. Qty.	Opening
	A	B	C	D		Part No.		
3/8	1 49/64	3/4	37/64	15/64	.09	BU612	6	3/8
7/16	1 55/64	3/4	43/64	5/16	.09	BU614	6	7/16
1/2	1 57/64	3/4	3/4	23/64	.13	BU616	6	1/2
9/16	1 57/64	3/4	13/16	25/64	.13	BU618	6	9/16
5/8	1 15/64	3/4	7/8	7/16	.14	BU620	6	5/8
11/16	1 31/32	3/4	31/32	15/32	.18	BU622	6	11/16
3/4	2 1/8	3/4	1 3/64	33/64	.19	BU624	6	3/4



3/8" Square Drive Spark Plug Sockets — Chrome

Opening	Length	Drive End	Opening End	Minimum Depth	Wt. Ea. Lbs.	Chrome	Std. Pkg. Qty.	Opening
	A	B	C	D		Part No.		
5/8	2 1/2	3/4	55/64	51/64	.28	BD620P	6	5/8
13/16	2 3/4	7/8	1 1/64	51/64	.35	BD626P	6	13/16

B7K

BU612 3/8" 6 Pt. Flex Skt.	BU620 3/8" 6 Pt. Flex Skt.
BU614 7/16" 6 Pt. Flex Skt.	BU622 11/16" 6 Pt. Flex Skt.
BU616 1/2" 6 Pt. Flex Skt.	BU624 3/4" 6 Pt. Flex Skt.
BU618 9/16" 6 Pt. Flex Skt.	247 CLIP RAIL



BA7K

BA4..... 1/8" Hex Bit Skt. 3/8" DR	BA8..... 1/4" Hex Bit Skt. 3/8" DR
BA5..... 5/32" Hex Bit Skt. 3/8" DR	BA10..... 3/16" Hex Bit Skt. 3/8" DR
BA6..... 3/16" Hex Bit Skt. 3/8" DR	BA12..... 3/8" Hex Bit Skt. 3/8" DR
BA7..... 7/32" Hex Bit Skt. 3/8" DR	247 Twist Lock Clip Rail



BC8K

BC20 5/8" 12 Pt. Crowfoot	BC30 19/16" 12 Pt. Crowfoot
BC22 11/16" 12 Pt. Crowfoot	BC32 1" 12 Pt. Crowfoot
BC24 3/4" 12 Pt. Crowfoot	BC34 1 1/16" 12 Pt. Crowfoot
BC26 13/16" 12 Pt. Crowfoot	244 CLIP RAIL
BC28 7/8" 12 Pt. Crowfoot	



B9K

BD1212 3/8" 12 Pt. Deep Skt.	BD1222 1 1/16" 12 Pt. Deep Skt.
BD1214 7/16" 12 Pt. Deep Skt.	BD1224 3/4" 12 Pt. Deep Skt.
BD1216 1/2" 12 Pt. Deep Skt.	BD1226 13/16" 12 Pt. Deep Skt.
BD1218 9/16" 12 Pt. Deep Skt.	BD1228 7/8" 12 Pt. Deep Skt.
BD1220 5/8" 12 Pt. Deep Skt.	245 CLIP RAIL




BC10K

BA4..... 1/8" Hex Bit Skt. 3/8" Dr.	BA12..... 3/8" Hex Bit Skt. 3/8" Dr.
BA55..... 5/32" Hex Bit Skt. 3/8" Dr.	SA16 1/2" Hex Bit Skt. 1/2" Dr.
BA6..... 3/16" Hex Bit Skt. 3/8" Dr.	SA18 9/16" Hex Bit Skt. 1/2" Dr.
BA7..... 7/32" Hex Bit Skt. 3/8" Dr.	SA20 5/8" Hex Bit Skt. 1/2" Dr.
BA8..... 1/4" Hex Bit Skt. 3/8" Dr.	254..... TWIST LOCK CLIP RAIL
BA10..... 5/16" Hex Bit Skt. 3/8" Dr.	




3/8" Drive Sockets & Sets – Chrome




BAT6K	
BAT15..... T15 Torx®	BAT30..... T30 Torx®
BAT20..... T20 Torx®	BAT40..... T40 Torx®
BAT25..... T25 Torx®	208R..... TWIST LOCK CLIP RAIL
BAT27..... T27 Torx®	





BAT8K	
BAT15..... T15 Torx®	BAT40..... T40 Torx®
BAT20..... T20 Torx®	BAT45..... T45 Torx®
BAT25..... T25 Torx®	BAT50..... T50 Torx®
BAT27..... T27 Torx®	247 TWIST LOCK CLIP RAIL
BAT30..... T30 Torx®	




BAT10K	
BAT10..... T10 Torx®	BAT40..... T40 Torx®
BAT15..... T15 Torx®	BAT45..... T45 Torx®
BAT20..... T20 Torx®	BAT50..... T50 Torx®
BAT25..... T25 Torx®	BAT55..... T55 Torx®
BAT27..... T27 Torx®	247 TWIST LOCK CLIP RAIL
BAT30..... T30 Torx®	

BD9K		
BD612 3/8" 6 Pt. Deep Skt. BD614 7/16" 6 Pt. Deep Skt. BD616 1/2" 6 Pt. Deep Skt. BD618 9/16" 6 Pt. Deep Skt. BD620 5/8" 6 Pt. Deep Skt.	BD622 11/16" 6 Pt. Deep Skt. BD624 3/4" 6 Pt. Deep Skt. BD626 13/16" 6 Pt. Deep Skt. BD628 7/8" 6 Pt. Deep Skt. 245 CLIP RAIL	

B10K		
B1210 5/16" 12 Pt. Std. Skt. B1212 3/8" 12 Pt. Std. Skt. B1214 7/16" 12 Pt. Std. Skt. B1216 1/2" 12 Pt. Std. Skt. B1218 9/16" 12 Pt. Std. Skt. B1220 5/8" 12 Pt. Std. Skt.	B1222 11/16" 12 Pt. Std. Skt. B1224 3/4" 12 Pt. Std. Skt. B1226 13/16" 12 Pt. Std. Skt. B1228 7/8" 12 Pt. Std. Skt. 246 CLIP RAIL	

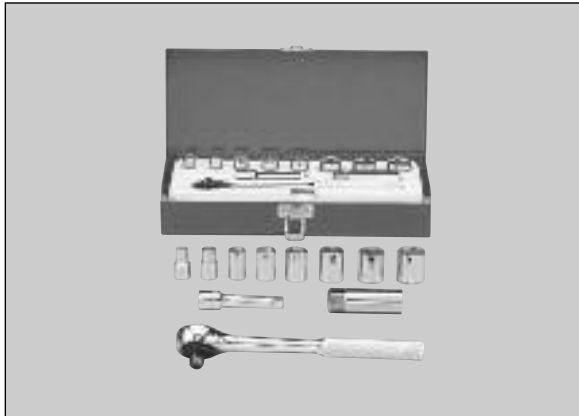
BD10K		
B610 5/16" 6 Pt. Std. Skt. B612 3/8" 6 Pt. Std. Skt. B614 7/16" 6 Pt. Std. Skt. B616 1/2" 6 Pt. Std. Skt. B618 9/16" 6 Pt. Std. Skt. B620 5/8" 6 Pt. Std. Skt.	B622 11/16" 6 Pt. Std. Skt. B624 3/4" 6 Pt. Std. Skt. B626 13/16" 6 Pt. Std. Skt. B628 7/8" 6 Pt. Std. Skt. 246 CLIP RAIL	

B11K		
B608 1/4" 6 Pt. Std. Skt. B610 5/16" 6 Pt. Std. Skt. B612 3/8" 6 Pt. Std. Skt. B614 7/16" 6 Pt. Std. Skt. B616 1/2" 6 Pt. Std. Skt. B618 9/16" 6 Pt. Std. Skt.	B620 5/8" 6 Pt. Std. Skt. B622 11/16" 6 Pt. Std. Skt. B624 3/4" 6 Pt. Std. Skt. B626 13/16" 6 Pt. Std. Skt. B628 7/8" 6 Pt. Std. Skt. 249 CLIP RAIL	

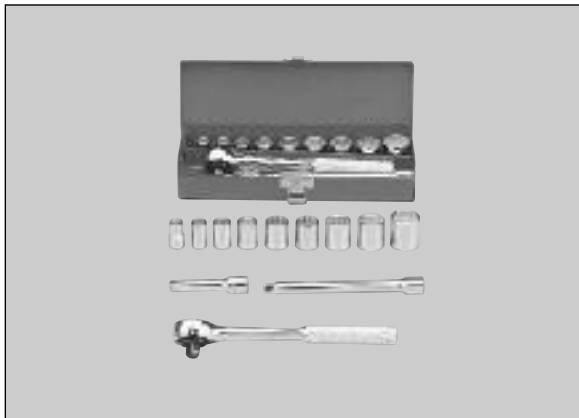
3/8" Drive Sockets & Sets – Chrome



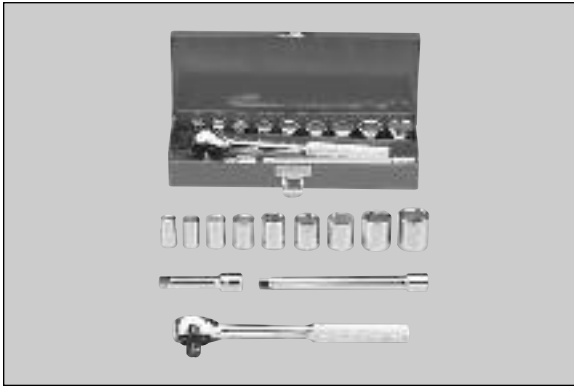
B11KM			
B612.....	3/8" 6 Pt. Std. Skt.	B1224.....	3/4" 12 Pt. Std. Skt.
B614.....	7/16" 6 Pt. Std. Skt.	B1226.....	13/16" 12 Pt. Std. Skt.
B616.....	1/2" 6 Pt. Std. Skt.	B1228.....	7/8" 12 Pt. Std. Skt.
B618.....	9/16" 6 Pt. Std. Skt.	B52.....	RATCHET
B1220.....	5/8" 12 Pt. Std. Skt.	B105.....	6" EXTENSION
B1222.....	11/16" 12 Pt. Std. Skt.	25.....	METAL BOX



B11RK			
B610.....	5/16" 6 Pt. Std. Skt.	B622.....	1/16" 6 Pt. Std. Skt.
B612.....	3/8" 6 Pt. Std. Skt.	B624.....	3/4" 6 Pt. Std. Skt.
B614.....	7/16" 6 Pt. Std. Skt.	B52.....	REVERSIBLE RATCHET
B616.....	1/2" 6 Pt. Std. Skt.	B103.....	3" EXTENSION
B618.....	9/16" 6 Pt. Std. Skt.	BD620P.....	5/8" SPARK PLUG SKT.
B620.....	5/8" 6 Pt. Std. Skt.	93.....	METAL BOX



B12K			
B1212.....	3/8" 12 Pt. Std. Skt.	B1226.....	13/16" 12 Pt. Std. Skt.
B1214.....	7/16" 12 Pt. Std. Skt.	B1228.....	7/8" 12 Pt. Std. Skt.
B1216.....	1/2" 12 Pt. Std. Skt.	B52.....	REVERSIBLE RATCHET
B1218.....	9/16" 12 Pt. Std. Skt.	B103.....	3" EXTENSION
B1220.....	5/8" 12 Pt. Std. Skt.	B105.....	6" EXTENSION
B1222.....	11/16" 12 Pt. Std. Skt.	93.....	METAL BOX
B1224.....	3/4" 12 Pt. Std. Skt.		



BD12K

B612	3/8" 6 Pt. Std. Skt.	B626	13/16" 6 Pt. Std. Skt.
B614	7/16" 6 Pt. Std. Skt.	B628	7/8" 6 Pt. Std. Skt.
B616	1/2" 6 Pt. Std. Skt.	B52	REVERSIBLE RATCHET
B618	9/16" 6 Pt. Std. Skt.	B103	3" EXTENSION
B620	5/8" 6 Pt. Std. Skt.	B105	6" EXTENSION
B622	11/16" 6 Pt. Std. Skt.	93	METAL BOX
B624	3/4" 6 Pt. Std. Skt.		



B19K

B612	3/8" 6 Pt. Std. Skt.	BD612	3/8" 6 Pt. Deep Skt.
B614	7/16" 6 Pt. Std. Skt.	BD614	7/16" 6 Pt. Deep Skt.
B616	1/2" 6 Pt. Std. Skt.	BD616	1/2" 6 Pt. Deep Skt.
B618	9/16" 6 Pt. Std. Skt.	BD618	9/16" 6 Pt. Deep Skt.
B620	5/8" 6 Pt. Std. Skt.	BD622	11/16" 6 Pt. Deep Skt.
B622	11/16" 6 Pt. Std. Skt.	BD624	3/4" 6 Pt. Deep Skt.
B624	3/4" 6 Pt. Std. Skt.	B52	REVERSIBLE RATCHET
B626	13/16" 6 Pt. Std. Skt.	B103	3" EXTENSION
B628	7/8" 6 Pt. Std. Skt.	B105	6" EXTENSION
		BD620P	3/8" SPARK PLUG SKT.
		94	METAL BOX




B20K

B612	3/8" 6 Pt. Std. Skt.	BD616	1/2" 6 Pt. Deep Skt.
B614	7/16" 6 Pt. Std. Skt.	BD618	9/16" 6 Pt. Deep Skt.
B616	1/2" 6 Pt. Std. Skt.	BD620	5/8" 6 Pt. Deep Skt.
B618	9/16" 6 Pt. Std. Skt.	BD622	11/16" 6 Pt. Deep Skt.
B1220	5/8" 12 Pt. Std. Skt.	BD624	3/4" 6 Pt. Deep Skt.
B1222	11/16" 12 Pt. Std. Skt.	BD626	13/16" 6 Pt. Deep Skt.
B1224	3/4" 12 Pt. Std. Skt.	B52	RATCHET
B1226	13/16" 12 Pt. Std. Skt.	B105	6" EXTENSION
B1228	7/8" 12 Pt. Std. Skt.	B40A	FLEX HANDLE
BD612	3/8" 6 Pt. Deep Skt.	94	METAL BOX
BD614	7/16" 6 Pt. Deep Skt.		


3/8" Drive Sockets & Sets – Chrome




B22K	
B1212 3/8" 12 Pt. Std. Skt.	BD1218 9/16" 12 Pt. Deep Skt.
B1214 7/16" 12 Pt. Std. Skt.	BD1220 5/8" 12 Pt. Deep Skt.
B1216 1/2" 12 Pt. Std. Skt.	BD1222 11/16" 12 Pt. Deep Skt.
B1218 9/16" 12 Pt. Std. Skt.	BD1224 3/4" 12 Pt. Deep Skt.
B1220 5/8" 12 Pt. Std. Skt.	BD1226 13/16" 12 Pt. Deep Skt.
B1222 11/16" 12 Pt. Std. Skt.	BD1228 7/8" 12 Pt. Deep Skt.
B1224 3/4" 12 Pt. Std. Skt.	B52 REVERSIBLE RATCHET
B1226 13/16" 12 Pt. Std. Skt.	B103 3" EXTENSION
B1228 7/8" 12 Pt. Std. Skt.	B105 6" EXTENSION
BD1212 3/8" 12 Pt. Deep Skt.	B140A UNIVERSAL JOINT
BD1214 7/16" 12 Pt. Deep Skt.	94 METAL BOX
BD1216 1/2" 12 Pt. Deep Skt.	



BD22K	
B612 3/8" 6 Pt. Std. Skt.	BD618 9/16" 6 Pt. Deep Skt.
B614 7/16" 6 Pt. Std. Skt.	BD620 5/8" 6 Pt. Deep Skt.
B616 1/2" 6 Pt. Std. Skt.	BD622 11/16" 6 Pt. Deep Skt.
B618 9/16" 6 Pt. Std. Skt.	BD624 3/4" 6 Pt. Deep Skt.
B620 5/8" 6 Pt. Std. Skt.	BD626 13/16" 6 Pt. Deep Skt.
B622 11/16" 6 Pt. Std. Skt.	BD628 7/8" 6 Pt. Deep Skt.
B624 3/4" 6 Pt. Std. Skt.	B52 REVERSIBLE RATCHET
B626 13/16" 6 Pt. Std. Skt.	B103 3" EXTENSION
B628 7/8" 6 Pt. Std. Skt.	B105 6" EXTENSION
BD612 3/8" 6 Pt. Deep Skt.	B140A UNIVERSAL JOINT
BD614 7/16" 6 Pt. Deep Skt.	94 METAL BOX
BD616 1/2" 6 Pt. Deep Skt.	




B26K	
B608 1/4" 6 Pt. Std. Skt.	BD614 7/16" 6 Pt. Deep Skt.
B610 5/16" 6 Pt. Std. Skt.	BD616 1/2" 6 Pt. Deep Skt.
B612 3/8" 6 Pt. Std. Skt.	BD618 9/16" 6 Pt. Deep Skt.
B614 7/16" 6 Pt. Std. Skt.	BD620 5/8" 6 Pt. Deep Skt.
B616 1/2" 6 Pt. Std. Skt.	BD622 11/16" 6 Pt. Deep Skt.
B618 9/16" 6 Pt. Std. Skt.	BD624 3/4" 6 Pt. Deep Skt.
B1220 5/8" 12 Pt. Std. Skt.	BD626 13/16" 6 Pt. Deep Skt.
B1222 11/16" 12 Pt. Std. Skt.	B52 RATCHET
B1224 3/4" 12 Pt. Std. Skt.	B103 3" EXTENSION
B1226 13/16" 12 Pt. Std. Skt.	B105 6" EXTENSION
B1228 7/8" 12 Pt. Std. Skt.	B40A FLEX HANDLE
B1230 15/16" 12 Pt. Std. Skt.	B140A UNIVERSAL
B1232 1" 12 Pt. Std. Skt.	94 METAL BOX
BD612 3/8" 6 Pt. Deep Skt.	



Martin

3/8" Drive Metric Socket Wrenches – Chrome



3/8" Square Drive 12 Point Standard — Metric

Opening	Type	Length	Drive End	Opening End	Minimum Depth	Wt. Ea. Lbs.	Chrome	Std. Qty.	Opening
		A	B	C	D		Part No.		
8 mm	I	25.7 mm	17.3 mm	12.2 mm	6.6 mm	.06	BM1208	6	8 mm
9 mm	I	25.4 mm	17.3 mm	14.2 mm	6.9 mm	.06	BM1209	6	9 mm
10 mm	I	25.4 mm	17.3 mm	14.9 mm	7.9 mm	.06	BM1210	6	10 mm
11 mm	I	25.4 mm	17.3 mm	16.5 mm	8.1 mm	.06	BM1211	6	11 mm
12 mm	II	25.4 mm	17.8 mm	17.8 mm	7.9 mm	.06	BM1212	6	12 mm
13 mm	II	25.7 mm	18.8 mm	18.8 mm	7.9 mm	.06	BM1213	6	13 mm
14 mm	II	25.7 mm	20.6 mm	20.6 mm	12.4 mm	.06	BM1214	6	14 mm
15 mm	II	25.7 mm	21.6 mm	21.6 mm	12.4 mm	.13	BM1215	6	15 mm
16 mm	II	28.7 mm	22.1 mm	22.1 mm	14.2 mm	.13	BM1216	6	16 mm
17 mm	II	30.0 mm	24.4 mm	24.4 mm	14.2 mm	.19	BM1217	6	17 mm
18 mm	II	30.0 mm	24.4 mm	24.4 mm	15.7 mm	.19	BM1218	6	18 mm
19 mm	II	30.0 mm	26.2 mm	26.2 mm	17.3 mm	.19	BM1219	6	19 mm

3/8" Square Drive 6 Point Standard — Metric

Opening	Type	Length	Drive End	Opening End	Minimum Depth	Wt. Ea. Lbs.	Chrome	Std. Qty. Pkg.	Opening
		A	B	C	D		Part No.		
6 mm	I	1 1/8	5/8	25/64	5/32	.04	BM606	6	6 mm
7 mm	I	1 1/8	5/8	7/16	5/32	.04	BM607	6	7 mm
8 mm	I	1 1/8	5/8	15/32	13/64	.05	BM608	6	8 mm
9 mm	I	1 1/8	5/8	33/64	7/32	.05	BM609	6	9 mm
10 mm	I	1 1/8	5/8	37/64	15/64	.05	BM610	6	10 mm
11 mm	II	1 1/8	—	5/8	5/32	.05	BM611	6	11 mm
12 mm	II	1 1/8	—	11/16	5/16	.06	BM612	6	12 mm
13 mm	II	1 1/8	—	47/64	5/16	.08	BM613	6	13 mm
14 mm	II	1 1/8	—	49/64	25/64	.08	BM614	6	14 mm
15 mm	II	1 1/8	—	27/32	25/64	.10	BM615	6	15 mm
16 mm	II	1 1/8	—	1/2	13/32	.10	BM616	6	16 mm
17 mm	II	1 1/8	—	59/64	25/64	.13	BM617	6	17 mm
18 mm	II	1 1/8	—	31/32	13/32	.13	BM618	6	18 mm
19 mm	II	1 1/8	—	1	13/32	.15	BM619	6	19 mm

3/8" Square Drive 6 Point Deep — Metric

Opening	Type	Length	Drive End	Opening End	Minimum Depth	Wt. Ea. Lbs.	Chrome	Std. Qty.	Opening
		A	B	C	D		Part No.		
6 mm	I	2 1/32	5/8	25/64	5/32	.10	BMD606	6	6 mm
7 mm	I	2 1/32	5/8	25/64	5/32	.10	BMD607	6	7 mm
8 mm	I	2 1/32	5/8	29/64	5/16	.12	BMD608	6	8 mm
9 mm	I	2 1/32	5/8	1/2	15/64	.10	BMD609	6	9 mm
10 mm	I	2 1/32	5/8	7/16	15/64	.12	BMD610	6	10 mm
11 mm	I	2 1/32	—	5/8	5/32	.12	BMD611	6	11 mm
12 mm	II	2 1/32	—	43/64	5/16	.13	BMD612	6	12 mm
13 mm	II	2 1/32	—	47/64	5/16	.17	BMD613	6	13 mm
14 mm	II	2 1/32	—	49/64	25/64	.21	BMD614	6	14 mm
15 mm	II	2 1/32	—	27/32	25/64	.23	BMD615	6	15 mm
16 mm	II	2 1/32	—	1/2	25/64	.23	BMD616	6	16 mm
17 mm	II	2 1/2	—	59/64	25/64	.31	BMD617	6	17 mm
18 mm	II	2 1/2	—	31/32	13/32	.31	BMD618	6	18 mm
19 mm	II	2 1/2	—	63/64	7/16	.25	BMD619	6	19 mm


3/8" Drive Hex Bit Sockets

Bit Size	Type	Length	Drive End	Bit End	Bit Length	Wt. Ea. Lbs.	Chrome	Replacement Hex Bits	Std. Qty. Pkg.	Bit Size
		A	B	C	D		Part No.			
4MM	VI	68mm	17.5mm	15.0	41.0mm	0.1	BA4MM	BA4MMB	6	4mm
5MM	VI	68mm	17.5mm	15.0	41.0mm	0.1	BA5MM	BA5MMB	6	5mm
6MM	VI	68mm	17.5mm	15.0	41.0mm	0.1	BA6MM	BA6MMB	6	6mm
7MM	VI	72.5mm	17.5mm	15.0	45.3mm	0.1	BA7MM	BA7MMB	6	7mm
8MM	VI	72.5mm	17.5mm	15.0	45.3mm	0.1	BA8MM	BA8MMB	6	8mm
9MM	VI	72.5mm	19mm	19.0	42.4mm	0.15	BA9MM	BA9MMB	6	9mm
10MM	VI	72.5mm	19mm	19.0	42.4mm	0.15	BA10MM	BA10MMB	6	10mm


3/8" Drive Metric Socket Sets – Chrome



MB11K			
BM610	10 mm 6 Pt. Std. Skt.	BM618	18 mm 6 Pt. Std. Skt.
BM612	12 mm 6 Pt. Std. Skt.	BM619	19 mm 6 Pt. Std. Skt.
BM613	13 mm 6 Pt. Std. Skt.	B52	REVERSIBLE RATCHET
BM614	14 mm 6 Pt. Std. Skt.	B103	3" EXTENSION
BM615	15 mm 6 Pt. Std. Skt.	BD620P	SPARK PLUG SKT.
BM617	17 mm 6 Pt. Std. Skt.	92	METAL BOX



MB12K			
BM1208	8 mm 12 Pt. Std. Skt.	BM1215	15 mm 12 Pt. Std. Skt.
BM1209	9 mm 12 Pt. Std. Skt.	BM1216	16 mm 12 Pt. Std. Skt.
BM1210	10 mm 12 Pt. Std. Skt.	BM1217	17 mm 12 Pt. Std. Skt.
BM1211	11 mm 12 Pt. Std. Skt.	BM1218	18 mm 12 Pt. Std. Skt.
BM1212	12 mm 12 Pt. Std. Skt.	BM1219	19 mm 12 Pt. Std. Skt.
BM1213	13 mm 12 Pt. Std. Skt.	240	CLIP RAIL
BM1214	14 mm 12 Pt. Std. Skt.		



METRIC		MB14K	
BM606	6 mm 6 Pt. Std. Skt.	BM614	14 mm 6 Pt. Std. Skt.
BM607	7 mm 6 Pt. Std. Skt.	BM615	15 mm 6 Pt. Std. Skt.
BM608	8 mm 6 Pt. Std. Skt.	BM616	16 mm 6 Pt. Std. Skt.
BM609	9 mm 6 Pt. Std. Skt.	BM617	17 mm 6 Pt. Std. Skt.
BM610	10 mm 6 Pt. Std. Skt.	BM618	18 mm 6 Pt. Std. Skt.
BM611	11 mm 6 Pt. Std. Skt.	BM619	19 mm 6 Pt. Std. Skt.
BM612	12 mm 6 Pt. Std. Skt.	240	CLIP RAIL
BM613	13 mm 6 Pt. Std. Skt.		



BA7KM			
BA4MM.....	4 mm Hex Bit Skt.	BA8MM.....	8 mm Hex Bit Skt.
BA5MM.....	5 mm Hex Bit Skt.	BA9MM.....	9 mm Hex Bit Skt.
BA6MM.....	6 mm Hex Bit Skt.	BA10MM....	10 mm Hex Bit Skt.
BA7MM.....	7 mm Hex Bit Skt.	240	TWIST LOCK CLIP RAIL

MB17K

BM1208 8 mm 12 Pt. Std. Skt.	BM1215 15 mm 12 Pt. Std. Skt.
BM1209 9 mm 12 Pt. Std. Skt.	BM1216 16 mm 12 Pt. Std. Skt.
BM1210 10 mm 12 Pt. Std. Skt.	BM1217 17 mm 12 Pt. Std. Skt.
BM1211 11 mm 12 Pt. Std. Skt.	BM1218 18 mm 12 Pt. Std. Skt.
BM1212 12 mm 12 Pt. Std. Skt.	BM1219 19 mm 12 Pt. Std. Skt.
BM1213 13 mm 12 Pt. Std. Skt.	B40A..... 7 ¹⁵ / ₁₆ " FLEXIBLE HANDLE
BM1214 14 mm 12 Pt. Std. Skt.	B52..... REVERSIBLE RATCHET
	B103..... 3" EXTENSION
	B105..... 6" EXTENSION
	B140A..... UNIVERSAL JOINT
	94 METAL BOX



MB19K


BM610 10 mm 6 Pt. Std. Skt.	BMD610 10 mm 6 Pt. Deep Skt.
BM612 12 mm 6 Pt. Std. Skt.	BMD612 12 mm 6 Pt. Deep Skt.
BM613 13 mm 6 Pt. Std. Skt.	BMD613 13 mm 6 Pt. Deep Skt.
BM614 14 mm 6 Pt. Std. Skt.	BMD614 14 mm 6 Pt. Deep Skt.
BM615 15 mm 6 Pt. Std. Skt.	BMD615 15 mm 6 Pt. Deep Skt.
BM617 17 mm 6 Pt. Std. Skt.	BMD617 17 mm 6 Pt. Deep Skt.
BM618 18 mm 6 Pt. Std. Skt.	BMD619 19 mm 6 Pt. Deep Skt.
BM619 19 mm 6 Pt. Std. Skt.	B52..... REVERSIBLE RATCHET
	B103..... 3" EXTENSION
	B105..... 6" EXTENSION
	BD620P SPARK PLUG SKT.
	94 METAL BOX



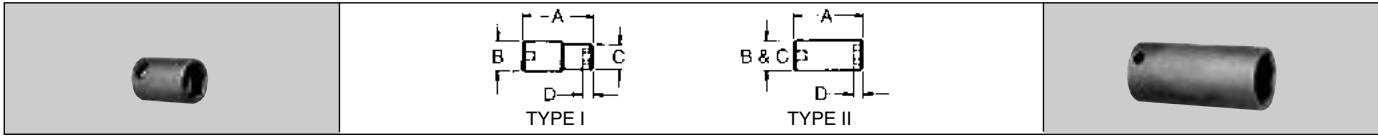
MB26K

BM607 7 mm 6 Pt. Std. Skt.	BMD611 11 mm 6 Pt. Deep Skt.
BM608 8 mm 6 Pt. Std. Skt.	BMD612 12 mm 6 Pt. Deep Skt.
BM609 9 mm 6 Pt. Std. Skt.	BMD613 13 mm 6 Pt. Deep Skt.
BM610 10 mm 6 Pt. Std. Skt.	BMD614 14 mm 6 Pt. Deep Skt.
BM611 11 mm 6 Pt. Std. Skt.	BMD615 15 mm 6 Pt. Deep Skt.
BM612 12 mm 6 Pt. Std. Skt.	BMD616 16 mm 6 Pt. Deep Skt.
BM613 13 mm 6 Pt. Std. Skt.	BMD617 17 mm 6 Pt. Deep Skt.
BM614 14 mm 6 Pt. Std. Skt.	BMD618 18 mm 6 Pt. Deep Skt.
BM615 15 mm 6 Pt. Std. Skt.	BMD619 19 mm 6 Pt. Deep Skt.
BM616 16 mm 6 Pt. Std. Skt.	B52..... RATCHET
BM617 17 mm 6 Pt. Std. Skt.	B105..... 6" EXTENSION
BM618 18 mm 6 Pt. Std. Skt.	B40A..... FLEX HANDLE
BM619 19 mm 6 Pt. Std. Skt.	94 METAL BOX
BMD610 10 mm 6 Pt. Deep Skt.	

METRIC



3/8" Drive Power/Impact



3/8" Square Drive 6 Point Standard

Opening	Type	Length	Drive End	Opening End	Minimum Depth	Wt. Ea. Lbs.	Industrial Black	Std. Pkg. Qty.	Opening
		A	B	C	D		Part No.		
5/16	I	1 1/16	47/64	1/2	7/64	.07	2610	6	5/16
3/8	I	1 1/16	47/64	13/32	5/32	.07	2612	6	3/8
7/16	I	1 1/16	47/64	43/64	7/32	.08	2614	6	7/16
1/2	II	1 3/32	—	3/4	13/64	.08	2616	6	1/2
5/16	II	1 1/8	—	55/64	1/4	.13	2618	6	5/16
3/8	II	1 1/8	—	59/64	9/32	.15	2620	6	3/8
7/16	II	1 1/8	—	63/64	5/16	.16	2622	6	7/16
1/2	II	1 1/8	—	1 1/32	29/64	.17	2624	6	1/2

3/8" Square Drive 6 Point Deep

Opening	Type	Length	Drive End	Opening End	Minimum Depth	Wt. Ea. Lbs.	Industrial Black	Std. Pkg. Qty.	Opening
		A	B	C	D		Part No.		
5/16	I	2 1/4	47/64	1/2	3/32	.19	12610	6	5/16
3/8	I	2 1/4	47/64	13/32	7/64	.19	12612	6	3/8
7/16	I	2 1/4	47/64	43/64	13/64	.19	12614	6	7/16
1/2	II	2 1/4	—	3/4	13/64	.18	12616	6	1/2
5/16	I	2 1/4	55/64	13/16	1 1/32	.25	12618	6	5/16
3/8	I	2 1/4	59/64	57/64	3/8	.28	12620	6	3/8
7/16	II	2 5/16	—	6 1/64	3/8	.31	12622	6	7/16
1/2	II	2 5/16	—	1 1/64	7/16	.38	12624	6	1/2













3/8" Square Drive 6 Point Standard — Metric

Opening	Type	Length	Drive End	Opening End	Minimum Depth	Wt. Ea. Lbs.	Industrial Black	Std. Pkg. Qty.	Opening
		A	B	C	D		Part No.		
10 mm	I	28.0 mm	18.0 mm	15.1 mm	5.0 mm	.05	2M610	6	10 mm
12 mm	II	28.0 mm	18.5 mm	18.5 mm	7.5 mm	.07	2M612	6	12 mm
13 mm	II	30.0 mm	19.6 mm	19.6 mm	9.5 mm	.07	2M613	6	13 mm
14 mm	II	30.0 mm	21.3 mm	21.3 mm	9.5 mm	.08	2M614	6	14 mm
15 mm	II	30.0 mm	22.3 mm	22.3 mm	9.5 mm	.10	2M615	6	15 mm
17 mm	II	30.0 mm	24.5 mm	24.5 mm	9.5 mm	.11	2M617	6	17 mm
18 mm	II	30.0 mm	25.3 mm	25.3 mm	9.5 mm	.12	2M618	6	18 mm
19 mm	II	30.0 mm	27.2 mm	27.2 mm	10.0 mm	.13	2M619	6	19 mm

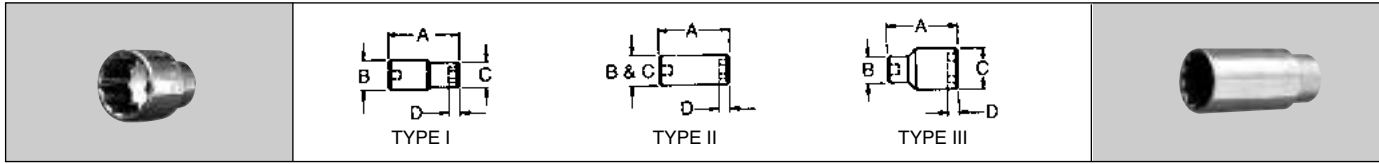
Item	Description	Wt. Ea. Lbs.	Part No.	Std. Pkg. Qty.
Universal Adaptor	3/8" Impact Universal Joint	.18	2140A	6
	3/8" F X 1/2" M	.10	24A	6

IB6K			IMB8K		
2610 5/16" 6 Pt. Skt.	2618..... 5/16" 6 Pt. Skt.	2M610..... 10 mm 6 Pt. Skt.	2M615..... 15 mm 6 Pt. Skt.		
2612 3/8" 6 Pt. Skt.	2620..... 5/8" 6 Pt. Skt.	2M612..... 12 mm 6 Pt. Skt.	2M617..... 17 mm 6 Pt. Skt.		
2614 7/16" 6 Pt. Skt.	242..... CLIP RAIL	2M613..... 13 mm 6 Pt. Skt.	2M618..... 18 mm 6 Pt. Skt.		
2616 1/2" 6 Pt. Skt.		2M614..... 14 mm 6 Pt. Skt.	2M619..... 19 mm 6 Pt. Skt.		
			244..... CLIP RAIL		

IB8K			IB8KD		
2610 5/16" 6 Pt. Skt.	2620..... 5/8" 6 Pt. Skt.	12610 5/16" 6 Pt. Deep Skt.	12620 5/8" 6 Pt. Deep Skt.		
2612 3/8" 6 Pt. Skt.	2622..... 1 1/16" 6 Pt. Skt.	12612 3/8" 6 Pt. Deep Skt.	12622 1 1/16" 6 Pt. Deep Skt.		
2614 7/16" 6 Pt. Skt.	2624..... 3/4" 6 Pt. Skt.	12614 7/16" 6 Pt. Deep Skt.	12624 3/4" 6 Pt. Deep Skt.		
2616 1/2" 6 Pt. Skt.	70..... METAL TRAY	12616 1/2" 6 Pt. Deep Skt.	70 METAL TRAY		
2618 5/16" 6 Pt. Skt.		12618 5/16" 6 Pt. Deep Skt.			

Type		Description	Part No.	Std. Pkg. Qty.
FLEXIBLE HANDLE		Chrome Knurled Grip. Length 17". Weight 1.65 lb.	SF41	5
REVERSIBLE RATCHET		Chrome .45 tooth. Head diameter 1 1/8". Length 10". Weight 1.44 lb.	SF51	1
REVERSIBLE RATCHET REPAIR KIT		Preassembled Ratchet Replacement Head. Weight .31 lb. For SF51 and SF55	SF51RD	1
DOUBLE PAWL RATCHET		Double Pawl 45 tooth. Head diameter 1 1/16". Length 15". Weight 1.25 lb.	SF55	1
EXTENSION		Chrome. Length 20". Weight 1.19 lb.	S121P	5
EXTENSION		Chrome. Length 2". Weight .21 lb.	S102P	5
EXTENSION		Chrome. Length 5". Weight .37 lb.	S110P	5
EXTENSION		Chrome. Length 10". Weight .66 lb.	S115P	5
UNIVERSAL JOINT		Chrome. Length 2 5/16". Weight .15 lb.	S140	5
ADAPTOR		Chrome. 1/2"F to 3/8"M. Weight .15 lb.	SH129	5
ADAPTOR		Chrome. 1/2"F to 1/4"M. Weight .18 lb.	SH130	5
18" SPEEDER		Chrome. Revolving Grip. Length 18". Weight 1.2 lb.	S15	5

1/2" Drive Socket Wrenches



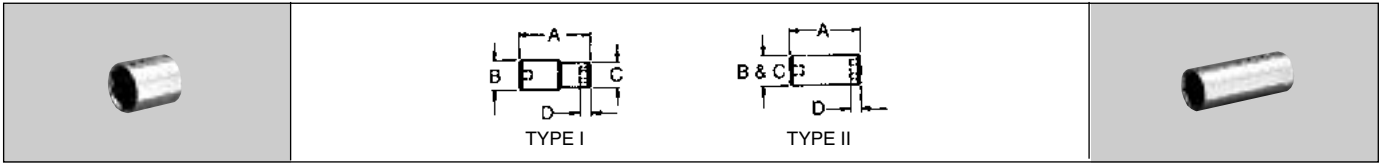
Martin Heavy Duty Chrome Hand Tool Sockets are Manufactured to Extremely Close Tolerances of American Alloy Steel. The 12 Point Broach Opening Provides a Secure Fit for Absolute Tightening and Loosening.

1/2" Square Drive 12 Point Standard									
Opening	Type	Length	Drive End	Opening End	Minimum Depth	Wt. Ea. Lbs.	Chrome	Std. Pkg. Qty.	Opening
		A	B	C	D		Part No.		
3/16	I	1 15/32	13/16	37/64	5/32	.09	ST1212	5	3/16
7/16	I	1 15/32	13/16	21/64	7/32	.09	ST1214	5	7/16
1/2	I	1 15/32	13/16	23/32	17/64	.10	ST1216	5	1/2
9/16	II	1 15/32	—	13/16	21/64	.10	ST1218	5	9/16
5/8	II	1 15/32	—	7/8	1 15/32	.14	ST1220	5	5/8
11/16	II	1 15/32	—	31/32	1 15/32	.15	ST1222	5	11/16
3/4	II	1 15/32	—	1 1/16	1 15/32	.19	ST1224	5	3/4
13/16	II	1 1/8	—	1 1/8	1 1/8	.20	ST1226	5	13/16
7/8	II	1 1/8	—	1 11/64	1/2	.24	ST1228	5	7/8
15/16	II	1 1/8	—	1 1/4	35/64	.28	ST1230	5	15/16
1	II	1 11/16	—	1 5/16	35/64	.32	ST1232	5	1
1 1/16	III	1 3/4	1 3/32	1 13/32	5/8	.32	ST1234	5	1 1/16
1 1/8	III	1 13/16	1 1/64	1 1/2	21/32	.35	ST1236	5	1 1/8
1 1/16	III	1 7/8	1 1/64	1 37/64	21/32	.40	ST1238	5	1 1/16
1 1/4	III	1 59/64	1 1/8	1 13/16	3/4	.43	ST1240	5	1 1/4
1 1/16	III	2	1 1/16	1 13/16	13/16	.45	ST1242	5	1 1/16
1 3/8	III	2	1 1/4	1 7/8	55/64	.46	ST1244	5	1 3/8
1 1/16	III	2 1/16	1 3/8	1 15/16	29/32	.47	ST1246	5	1 1/16
1 1/2	III	2 1/8	1 3/8	2	1 1/16	.49	ST1248	5	1 1/2

1/2" Square Drive 12 Point Deep									
Opening	Type	Length	Drive End	Opening End	Minimum Depth	Wt. Ea. Lbs.	Chrome	Std. Pkg. Qty.	Opening
		A	B	C	D		Part No.		
3/16	II	3 3/4	—	13/16	23/32	.21	SD1212	5	3/16
7/16	II	3 3/4	—	13/16	23/32	.24	SD1214	5	7/16
1/2	II	3 1/16	13/16	23/32	17/64	.24	SD1216	5	1/2
9/16	II	3 1/16	—	13/16	21/64	.24	SD1218	5	9/16
5/8	II	3 1/16	—	7/8	3/8	.30	SD1220	5	5/8
11/16	II	3 1/16	—	31/32	5/8	.34	SD1222	5	11/16
3/4	II	3 1/16	—	1 3/64	7/16	.35	SD1224	5	3/4
13/16	II	3 1/16	—	1 1/64	29/64	.40	SD1226	5	13/16
7/8	II	3 1/16	—	1 11/64	1/2	.43	SD1228	5	7/8
15/16	II	3 1/16	—	1 1/4	35/64	.48	SD1230	5	15/16
1	III	3 1/16	1 3/32	1 5/16	35/64	.45	SD1232	5	1
1 1/16	III	3 1/16	1 1/64	1 13/32	5/8	.50	SD1234	5	1 1/16
1 1/8	III	3 1/16	1 1/64	1 1/2	21/32	.51	SD1236	5	1 1/8
1 3/16	III	3 3/4	1 1/64	1 37/64	21/32	.56	SD1238	5	1 3/16
1 1/4	III	3 3/4	1 1/8	1 41/64	3/4	.61	SD1240	5	1 1/4
1 1/16	III	3 3/4	1 1/64	1 13/16	49/64	.61	SD1242	5	1 1/16
1 3/8	III	3 3/4	1 15/64	1 7/8	25/32	.84	SD1244	5	1 3/8
1 1/16	III	3 3/4	1 19/64	1 61/64	7/8	.88	SD1246	5	1 1/16
1 1/2	III	3 3/4	1 11/32	2 1/64	55/64	.93	SD1248	5	1 1/2



1/2" Drive Socket Wrenches – Chrome



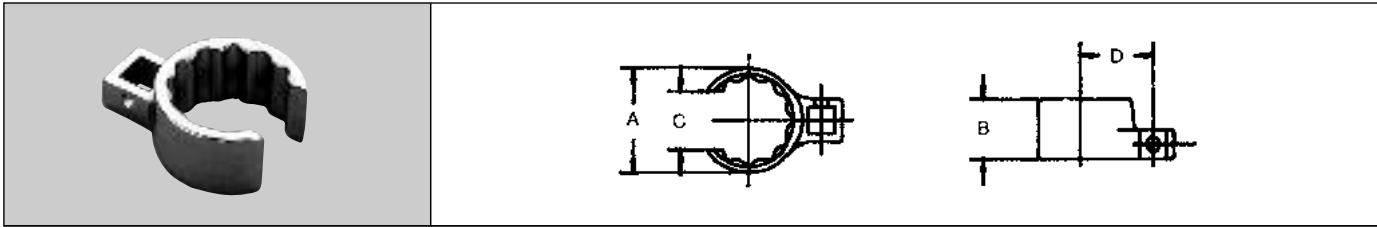
1/2" Square Drive 6 Point Standard

Opening	Type	Length	Drive End	Opening End	Minimum Depth	Wt. Ea. Lbs.	Chrome	Std. Pkg. Qty.	Opening
		A	B	C	D		Part No.		
3/8	I	1 1/2	7/8	37/64	5/16	.11	ST612	5	3/8
7/16	I	1 1/2	55/64	11/16	21/64	.11	ST614	5	7/16
1/2	I	1 1/2	55/64	3/4	13/32	.11	ST616	5	1/2
9/16	I	1 1/2	55/64	13/16	19/32	.13	ST618	5	9/16
5/8	II	1 1/2	7/8	7/8	9/16	.12	ST620	5	5/8
11/16	II	1 1/2	31/32	31/32	9/16	.16	ST622	5	11/16
3/4	II	1 1/2	13/64	13/64	21/32	.19	ST624	5	3/4
7/8	II	1 1/2	13/32	13/32	11/16	.20	ST626	5	7/8
15/16	II	1 1/2	13/16	13/16	3/4	.29	ST628	5	15/16
1	II	1 1/2	117/64	117/64	51/64	.31	ST630	5	1
1 1/16	II	1 39/64	121/64	121/64	53/64	.37	ST632	5	1 1/16
1 1/8	II	1 39/64	113/32	113/32	15/16	.52	ST634	5	1 1/8
1 1/4	II	1 39/64	115/32	115/32	63/64	.52	ST636	5	1 1/4
1 3/8	II	1 58/64	117/32	117/32	63/64	.59	ST638	5	1 3/8
1 1/2	II	1 3/4	137/64	137/64	1	.66	ST640	5	1 1/2

1/2" Square Drive 6 Point Deep

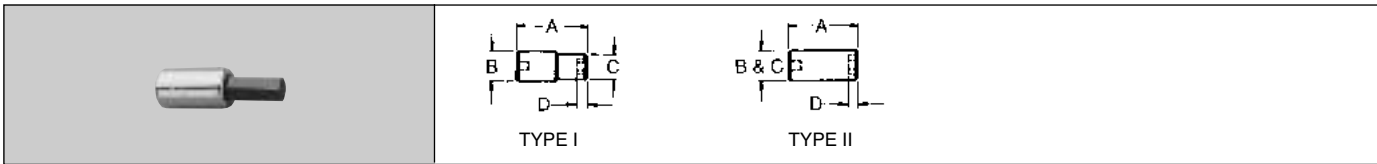
Opening	Type	Length	Drive End	Opening End	Minimum Depth	Wt. Ea. Lbs.	Chrome	Std. Pkg. Qty.	Opening
		A	B	C	D		Part No.		
1/2	I	3 3/8	7/8	49/64	51/64	.34	SD616	5	1/2
9/16	I	3 3/8	7/8	53/64	15/16	.31	SD618	5	9/16
5/8	II	3 3/8	7/8	7/8	1 3/16	.38	SD620	5	5/8
11/16	II	3 3/8	31/32	31/32	1 1/2	.41	SD622	5	11/16
3/4	II	3 3/8	1 1/16	1 1/16	1 17/64	.44	SD624	5	3/4
7/8	II	3 3/8	1 1/8	1 1/8	1 19/64	.47	SD626	5	7/8
15/16	II	3 3/8	1 3/16	1 3/16	1 19/64	.53	SD628	5	15/16
1	II	3 3/8	1 17/64	1 17/64	1 3/8	.56	SD630	5	1
1 1/16	II	3 3/8	1 11/32	1 11/32	1 3/8	.72	SD632	5	1 1/16
1 1/8	II	3 3/8	1 13/32	1 13/32	1 27/64	.78	SD634	5	1 1/8
1 1/4	II	3 3/8	1 1/2	1 1/2	1 27/64	.84	SD636	5	1 1/4

1/2" Drive Crowfoot Wrench and Hex Bit Sockets



1/2" Drive Crowfoot Wrench — Flare Nut 12 Pt.

Wrench Opening	Diameter of Head	Thickness of Head	Width of Slot	Length of Centers	Wt. Ea. Lbs.	Chrome	Industrial Black	Std. Pkg. Qty.	Wrench Opening
	A	B	C	D		Part No.	Part No.		
1 1/8	1 1/8	7/8	2 1/2	1 1/2	.19	SC36	BLKSC36	5	1 1/8
1 1/16	1 1/16	7/8	2 3/2	1 3/16	.19	SC38	BLKSC38	5	1 1/16
1 1/4	1 23/2	7/8	1 5/16	1 15/64	.19	SC40	BLKSC40	5	1 1/4
1 1/16	1 27/2	7/8	2 1/2	1 17/64	.19	SC42	BLKSC42	5	1 1/16
1 3/8	1 15/16	1 1/16	1 1/16	1 1/16	.25	SC44	BLKSC44	5	1 3/8
1 1/16	2	1 1/16	1 1/16	1 11/32	.25	SC46	BLKSC46	5	1 1/16
1 1/2	2 1/16	1 1/16	1 1/8	1 1/8	.25	SC48	BLKSC48	5	1 1/2
1 1/16	2 3/2	1 1/16	1 1/2	1 27/64	.31	SC50	BLKSC50	5	1 1/16
1 5/8	2 1/2	1 1/16	1 1/2	1 29/64	.31	SC52	BLKSC52	5	1 5/8
1 11/16	2 7/16	1	1 1/16	1 33/64	.31	SC54	BLKSC54	5	1 11/16
1 3/4	2 3/8	1	1 5/16	1 35/64	.38	SC56	BLKSC56	5	1 3/4
1 13/16	2 1/2	1	1 11/32	1 19/32	.38	SC58	BLKSC58	5	1 13/16
1 7/8	2 7/16	1 1/16	1 3/8	1 41/64	.44	SC60	BLKSC60	5	1 7/8
1 15/16	2 5/8	1 1/16	1 1/16	1 43/64	.50	SC62	BLKSC62	5	1 15/16
2	2 23/2	1 1/16	1 1/16	1 23/2	.50	SC64	BLKSC64	5	2



1/2" Drive Hex Bit Sockets

Bit Size	Type	Length	Drive End	Bit End	Bit Length	Wt. Ea. Lbs.	Chrome	Replacement Hex Bits	Std. Pkg. Qty.	Bit Size
		A	B	C	D		Part No.			
1/4	VI	3.31	.94	.66	1.81	.18	SA8	SA8B	5	1/4
5/16	VI	3.31	.94	.66	1.81	.18	SA10	SA10B	5	5/16
3/8	VI	3.31	.94	.70	1.81	.25	SA12	SA12B	5	3/8
7/16	VI	3.31	.94	.75	1.81	.25	SA14	SA14B	5	7/16
1/2	VI	3.62	.94	.94	2.12	.35	SA16	SA16B	5	1/2
9/16	VI	3.62	1.01	1.01	2.12	.45	SA18	SA18B	5	9/16
5/8	VI	4.00	1.01	1.01	2.50	.50	SA20	SA20B	5	5/8
3/4	VI	4.00	1.01	2.49	2.50	.65	SA24	SA24B	5	3/4

S7K

SA8..... 1/4" Hex Bit Skt. 1/2" Dr.	SA16..... 1/2" Hex Bit Skt. 1/2" Dr.
SA10..... 5/16" Hex Bit Skt. 1/2" Dr.	SA18..... 9/16" Hex Bit Skt. 1/2" Dr.
SA12..... 3/8" Hex Bit Skt. 1/2" Dr.	SA20..... 5/8" Hex Bit Skt. 1/2" Dr.
SA14..... 7/16" Hex Bit Skt. 1/2" Dr.	247 Twist Lock Clip Rail



S9K

SD616 1/2" 6 pt. Deep Skt.	SD626 13/16" 6 pt. Deep Skt.
SD618 9/16" 6 pt. Deep Skt.	SD628 7/8" 6 pt. Deep Skt.
SD620 5/8" 6 pt. Deep Skt.	SD630 15/16" 6 pt. Deep Skt.
SD622 11/16" 6 pt. Deep Skt.	SD632 1" 6 pt. Deep Skt.
SD624 3/4" 6 pt. Deep Skt.	256 CLIP RAIL



S11K

SD1216 1/2" 12 pt. Deep Skt.	SD1228 7/8" 12 pt. Deep Skt.
SD1218 9/16" 12 pt. Deep Skt.	SD1230 15/16" 12 pt. Deep Skt.
SD1220 5/8" 12 pt. Deep Skt.	SD1232 1" 12 pt. Deep Skt.
SD1222 11/16" 12 pt. Deep Skt.	SD1234 1 1/16" 12 pt. Deep Skt.
SD1224 3/4" 12 pt. Deep Skt.	SD1236 1 1/8" 12 pt. Deep Skt.
SD1226 13/16" 12 pt. Deep Skt.	254 CLIP RAIL



S12K

ST1214..... 7/16" 12 pt. Skt.	ST1228..... 7/8" 12 pt. Skt.
ST1216..... 1/2" 12 pt. Skt.	ST1230..... 15/16" 12 pt. Skt.
ST1218..... 9/16" 12 pt. Skt.	ST1232..... 1" 12 pt. Skt.
ST1220..... 5/8" 12 pt. Skt.	SF51..... 10" Reversible Ratchet
ST1222..... 11/16" 12 pt. Skt.	S110P..... 5" Extension
ST1224..... 3/4" 12 pt. Skt.	95 METAL BOX
ST1226..... 13/16" 12 pt. Skt.	




BC10K


BA4..... 1/8" Hex Bit Skt. 3/8" Dr.	BA12..... 3/8" Hex Bit Skt. 3/8" Dr.
BA55..... 5/32" Hex Bit Skt. 3/8" Dr.	SA16..... 1/2" Hex Bit Skt. 1/2" Dr.
BA6..... 1/16" Hex Bit Skt. 3/8" Dr.	SA18..... 9/16" Hex Bit Skt. 1/2" Dr.
BA7..... 7/32" Hex Bit Skt. 3/8" Dr.	SA20..... 5/8" Hex Bit Skt. 1/2" Dr.
BA8..... 1/4" Hex Bit Skt. 3/8" Dr.	254..... TWIST LOCK CLIP RAIL
BA10..... 5/16" Hex Bit Skt. 3/8" Dr.	



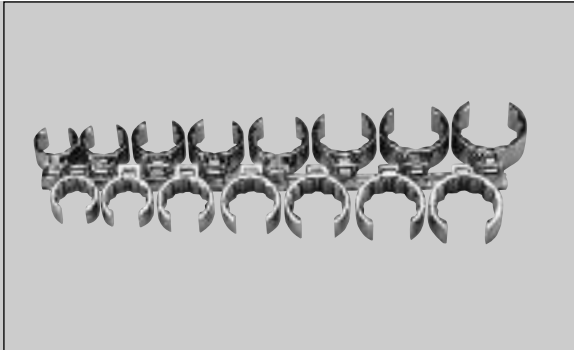
1/2" Drive Socket Sets – Chrome




S13K	
ST1214..... 7/16" 12 pt. Skt.	ST1228..... 7/8" 12 pt. Skt.
ST1216..... 1/2" 12 pt. Skt.	ST1230..... 15/16" 12 pt. Skt.
ST1218..... 9/16" 12 pt. Skt.	ST1232..... 1" 12 pt. Skt.
ST1220..... 5/8" 12 pt. Skt.	ST1234..... 1 1/16" 12 pt. Skt.
ST1222..... 11/16" 12 pt. Skt.	ST1236..... 1 1/8" 12 pt. Skt.
ST1224..... 3/4" 12 pt. Skt.	ST1240..... 1 1/4" 12 pt. Skt.
ST1226..... 13/16" 12 pt. Skt.	258 CLIP RAIL



S15K	
ST612..... 3/8" 6 pt. Std. Skt.	ST628..... 7/8" 6 pt. Std. Skt.
ST614..... 7/16" 6 pt. Std. Skt.	ST630..... 15/16" 6 pt. Std. Skt.
ST616..... 1/2" 6 pt. Std. Skt.	ST632..... 1" 6 pt. Std. Skt.
ST618..... 9/16" 6 pt. Std. Skt.	ST634..... 1 1/16" 6 pt. Std. Skt.
ST620..... 5/8" 6 pt. Std. Skt.	ST636..... 1 1/8" 6 pt. Std. Skt.
ST622..... 11/16" 6 pt. Std. Skt.	ST638..... 1 1/16" 6 pt. Std. Skt.
ST624..... 3/4" 6 pt. Std. Skt.	ST640..... 1 1/4" 6 pt. Std. Skt.
ST626..... 13/16" 6 pt. Std. Skt.	258 CLIP RAIL



SC15K	
SC36 1 1/8" 12 pt. Crowfoot	SC52 1 3/8" 12 pt. Crowfoot
SC38 1 3/16" 12 pt. Crowfoot	SC54 1 11/16" 12 pt. Crowfoot
SC40 1 1/4" 12 pt. Crowfoot	SC56 1 3/4" 12 pt. Crowfoot
SC42 1 5/16" 12 pt. Crowfoot	SC58 1 13/16" 12 pt. Crowfoot
SC44 1 3/8" 12 pt. Crowfoot	SC60 1 7/8" 12 pt. Crowfoot
SC46 1 7/16" 12 pt. Crowfoot	SC62 1 15/16" 12 pt. Crowfoot
SC48 1 1/2" 12 pt. Crowfoot	SC64 2" 12 pt. Crowfoot
SC50 1 5/8" 12 pt. Crowfoot	258 CLIP RAIL



S16K	
ST1214..... 7/16" 12 pt. Skt.	ST1232..... 1" 12 pt. Skt.
ST1216..... 1/2" 12 pt. Skt.	ST1234..... 1 1/16" 12 pt. Skt.
ST1218..... 9/16" 12 pt. Skt.	ST1236..... 1 1/8" 12 pt. Skt.
ST1220..... 5/8" 12 pt. Skt.	ST1240..... 1 1/4" 12 pt. Skt.
ST1222..... 11/16" 12 pt. Skt.	SF51 10" Reversible Ratchet
ST1224..... 3/4" 12 pt. Skt.	S110P 5" Extension
ST1226..... 13/16" 12 pt. Skt.	S140 Universal Joint
ST1228..... 7/8" 12 pt. Skt.	95 METAL BOX
ST1230..... 15/16" 12 pt. Skt.	

S17K

ST1214..... 7/16" 12 pt. Std. Skt.	ST1232..... 1" 12 pt. Std. Skt.
ST1216..... 1/2" 12 pt. Std. Skt.	ST1234..... 1 1/16" 12 pt. Std. Skt.
ST1218..... 9/16" 12 pt. Std. Skt.	ST1236..... 1 1/8" 12 pt. Std. Skt.
ST1220..... 5/8" 12 pt. Std. Skt.	ST1240..... 1 1/4" 12 pt. Std. Skt.
ST1222..... 11/16" 12 pt. Std. Skt.	SF41 17" Flex Handle
ST1224..... 3/4" 12 pt. Std. Skt.	SF51 10" Ratchet
ST1226..... 13/16" 12 pt. Std. Skt.	S110P 5" Extension
ST1228..... 7/8" 12 pt. Std. Skt.	S140 Universal Joint
ST1230..... 15/16" 12 pt. Std. Skt.	99 TOOL BOX



S18K

ST1214..... 7/16" 12 pt. Skt.	S102P..... 2" Extension
ST1216..... 1/2" 12 pt. Skt.	S110P 5" Extension
ST1218..... 9/16" 12 pt. Skt.	S115P 10" Extension
ST1220..... 5/8" 12 pt. Skt.	S140 Universal Joint
ST1222..... 11/16" 12 pt. Skt.	SF41 17" Flexible Handle
ST1224..... 3/4" 12 pt. Skt.	SF51 10" Reversible Ratchet
ST1226..... 13/16" 12 pt. Skt.	SH129 1/2"F to 3/8"M Adaptor
ST1228..... 7/8" 12 pt. Skt.	SH130 1/2"F to 3/4"M Adaptor
ST1230..... 15/16" 12 pt. Skt.	95 TOOL BOX
ST1232..... 1" 12 pt. Skt.	




S19K

ST612..... 3/8" 6 pt. Std. Skt.	ST632..... 1" 6 pt. Std. Skt.
ST614..... 7/16" 6 pt. Std. Skt.	ST634..... 1 1/16" 6 pt. Std. Skt.
ST616..... 1/2" 6 pt. Std. Skt.	ST636..... 1 1/8" 6 pt. Std. Skt.
ST618..... 9/16" 6 pt. Std. Skt.	ST640..... 1 1/4" 6 pt. Std. Skt.
ST620..... 5/8" 6 pt. Std. Skt.	SF41 17" Flex Handle
ST622..... 11/16" 6 pt. Std. Skt.	SF51 10" Ratchet
ST624..... 3/4" 6 pt. Std. Skt.	S110P 5" Extension
ST626..... 13/16" 6 pt. Std. Skt.	S115P 10" Extension
ST628..... 7/8" 6 pt. Std. Skt.	95 TOOL BOX
ST630..... 15/16" 6 pt. Std. Skt.	



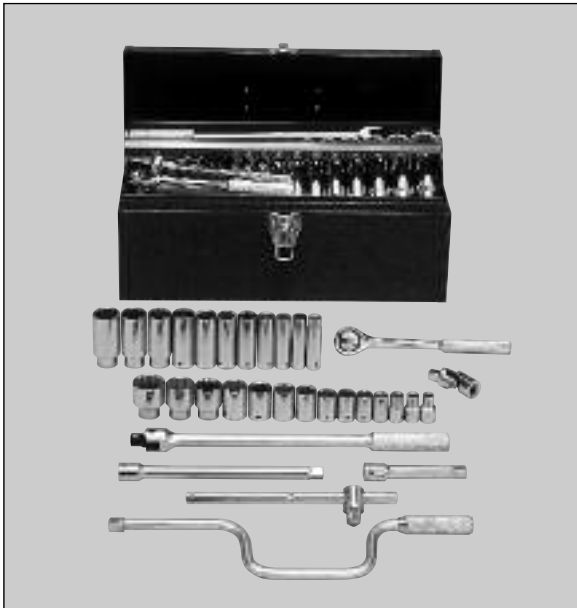
1/2" Drive Socket Sets – Chrome



S22K			
ST1212.....	3/8" 12 pt. Std. Skt.	ST1236.....	1 1/8" 12 pt. Std. Skt.
ST1214.....	7/16" 12 pt. Std. Skt.	ST1238.....	1 3/8" 12 pt. Std. Skt.
ST1216.....	1/2" 12 pt. Std. Skt.	ST1240.....	1 1/4" 12 pt. Std. Skt.
ST1218.....	9/16" 12 pt. Std. Skt.	SF41.....	17" Flex Handle
ST1220.....	5/8" 12 pt. Std. Skt.	SF51.....	10" Ratchet
ST1222.....	11/16" 12 pt. Std. Skt.	S102P.....	2" Extension
ST1224.....	3/4" 12 pt. Std. Skt.	S110P.....	5" Extension
ST1226.....	13/16" 12 pt. Std. Skt.	S115P.....	10" Extension
ST1228.....	7/8" 12 pt. Std. Skt.	S140.....	Universal Joint
ST1230.....	15/16" 12 pt. Std. Skt.	S15.....	Drive Speeder
ST1232.....	1" 12 pt. Std. Skt.	258.....	CLIP RAIL
ST1234.....	1 1/16" 12 pt. Skt.	99.....	TOOL BOX



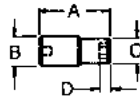
S24K			
ST1214.....	7/16" 12 pt. Skt.	SD1216.....	1/2" 12 pt. Deep Skt.
ST1216.....	1/2" 12 pt. Skt.	SD1218.....	9/16" 12 pt. Deep Skt.
ST1218.....	9/16" 12 pt. Skt.	SD1220.....	5/8" 12 pt. Deep Skt.
ST1220.....	5/8" 12 pt. Skt.	SD1222.....	11/16" 12 pt. Deep Skt.
ST1222.....	11/16" 12 pt. Skt.	SD1224.....	3/4" 12 pt. Deep Skt.
ST1224.....	3/4" 12 pt. Skt.	SD1226.....	13/16" 12 pt. Deep Skt.
ST1226.....	13/16" 12 pt. Skt.	SD1228.....	7/8" 12 pt. Deep Skt.
ST1228.....	7/8" 12 pt. Skt.	SD1230.....	15/16" 12 pt. Deep Skt.
ST1230.....	15/16" 12 pt. Skt.	SF41.....	17" Flexible Handle
ST1232.....	1" 12 pt. Skt.	SF51.....	10" Reversible Ratchet
ST1234.....	1 1/16" 12 pt. Skt.	S115P.....	10" Extension
ST1236.....	1 1/8" 12 pt. Skt.	BX21.....	TOOL BOX
ST1240.....	1 1/4" 12 pt. Skt.		



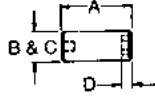
S36K		32 PIECES	
ST1212.....	3/8" 12 pt. Std. Skt.	SD1216.....	1/2" 12 pt. Deep Skt.
ST1214.....	7/16" 12 pt. Std. Skt.	SD1218.....	9/16" 12 pt. Deep Skt.
ST1216.....	1/2" 12 pt. Std. Skt.	SD1220.....	5/8" 12 pt. Deep Skt.
ST1218.....	9/16" 12 pt. Std. Skt.	SD1222.....	11/16" 12 pt. Deep Skt.
ST1220.....	5/8" 12 pt. Std. Skt.	SD1224.....	3/4" 12 pt. Deep Skt.
ST1222.....	11/16" 12 pt. Std. Skt.	SD1226.....	13/16" 12 pt. Deep Skt.
ST1224.....	3/4" 12 pt. Std. Skt.	SD1228.....	7/8" 12 pt. Deep Skt.
ST1226.....	13/16" 12 pt. Std. Skt.	SD1230.....	15/16" 12 pt. Deep Skt.
ST1228.....	7/8" 12 pt. Std. Skt.	SD1232.....	1" 12 pt. Deep Skt.
ST1230.....	15/16" 12 pt. Std. Skt.	SD1234.....	1 1/16" 12 pt. Deep Skt.
ST1232.....	1" 12 pt. Std. Skt.	SD1236.....	1 1/8" 12 pt. Deep Skt.
ST1234.....	1 1/16" 12 pt. Std. Skt.	S15.....	17 1/2" Speed Handle
ST1236.....	1 1/8" 12 pt. Std. Skt.	S110P.....	5" Extension
ST1240.....	1 1/4" 12 pt. Std. Skt.	S115P.....	10" Extension
		S140.....	Universal Joint
		SF41.....	17" Flex Handle
		SF51.....	10" Reversible Ratchet
		SH130.....	1/2" F x 3/4" M Adaptor
		BX21.....	TOOL BOX

Martin

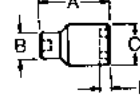
1/2" Drive Metric Socket Wrenches – Chrome



TYPE I



TYPE II



TYPE III




1/2" Square Drive 12 Point Standard — Metric

Opening	Type	Length		Drive End		Opening End		Minimum Depth	Wt. Ea. Lbs.	Chrome	Std. Qty.	Opening
		A	B	C	D	Part No.						
9 mm	I	1 15/32	13/16	33/64	7/32	.09	STM1209	5	9 mm			
10 mm	I	1 15/32	13/16	37/64	15/64	.09	STM1210	5	10 mm			
11 mm	I	1 15/32	13/16	41/64	9/32	.09	STM1211	5	11 mm			
12 mm	I	1 15/32	13/16	11/16	5/16	.10	STM1212	5	12 mm			
13 mm	I	1 15/32	13/16	47/64	5/16	.10	STM1213	5	13 mm			
14 mm	II	1 15/32	—	13/16	11/32	.12	STM1214	5	14 mm			
15 mm	II	1 15/32	—	55/64	11/32	.13	STM1215	5	15 mm			
16 mm	II	1 15/32	—	7/8	3/8	.13	STM1216	5	16 mm			
17 mm	II	1 15/32	—	15/16	3/8	.17	STM1217	5	17 mm			
18 mm	II	1 15/32	—	1	13/32	.14	STM1218	5	18 mm			
19 mm	II	1 15/32	—	1 1/16	7/16	.19	STM1219	5	19 mm			
20 mm	II	1 1/2	—	1 3/32	29/64	.17	STM1220	5	20 mm			
21 mm	II	1 1/8	—	1 3/64	15/32	.24	STM1221	5	21 mm			
22 mm	II	1 5/8	—	1 11/64	1/2	.24	STM1222	5	22 mm			
23 mm	II	1 5/8	—	1 1/32	33/64	.25	STM1223	5	23 mm			
24 mm	II	1 5/8	—	1 1/4	35/64	.29	STM1224	5	24 mm			
25 mm	II	1 11/16	—	1 1/16	9/16	.29	STM1225	5	25 mm			
26 mm	III	1 3/4	1 3/32	1 1/8	19/32	.30	STM1226	5	26 mm			
27 mm	III	1 3/4	1 3/32	1 13/32	5/8	.30	STM1227	5	27 mm			
30 mm	III	1 7/8	1 1/2	1 37/64	21/32	.40	STM1230	5	30 mm			
32 mm	III	1 59/64	1 1/8	1 21/32	3/4	.44	STM1232	5	32 mm			
36 mm	III	2	1 23/64	1 61/64	29/32	.46	STM1236	5	36 mm			

1/2" Square Drive 12 Point Deep — Metric

Opening	Type	Length		Drive End		Opening End		Minimum Depth	Wt. Ea. Lbs.	Chrome	Std. Qty.	Opening
		A	B	C	D	Part No.						
10 mm	I	79.5 mm	22.1 mm	15.2 mm	16.0 mm	.22	SMD1210	5	10 mm			
11 mm	I	79.5 mm	22.1 mm	18.3 mm	17.0 mm	.22	SMD1211	5	11 mm			
12 mm	I	79.5 mm	22.1 mm	18.8 mm	18.0 mm	.22	SMD1212	5	12 mm			
13 mm	I	79.5 mm	22.1 mm	19.3 mm	20.1 mm	.26	SMD1213	5	13 mm			
14 mm	I	79.5 mm	22.1 mm	21.8 mm	23.9 mm	.26	SMD1214	5	14 mm			
15 mm	II	79.5 mm	21.8 mm	21.8 mm	26.9 mm	.26	SMD1215	5	15 mm			
16 mm	II	79.5 mm	22.1 mm	22.1 mm	30.0 mm	.32	SMD1216	5	16 mm			
17 mm	II	79.5 mm	24.4 mm	24.4 mm	31.0 mm	.32	SMD1217	5	17 mm			
18 mm	II	79.5 mm	25.4 mm	25.4 mm	31.0 mm	.33	SMD1218	5	18 mm			
19 mm	II	79.5 mm	26.9 mm	26.9 mm	33.0 mm	.38	SMD1219	5	19 mm			
20 mm	II	79.5 mm	27.9 mm	27.9 mm	33.0 mm	.41	SMD1220	5	20 mm			
21 mm	II	79.5 mm	28.4 mm	28.4 mm	33.0 mm	.41	SMD1221	5	21 mm			
22 mm	II	79.5 mm	30.2 mm	30.2 mm	33.0 mm	.46	SMD1222	5	22 mm			
23 mm	II	79.5 mm	31.0 mm	31.0 mm	33.0 mm	.51	SMD1223	5	23 mm			
24 mm	II	79.5 mm	32.0 mm	32.0 mm	35.1 mm	.57	SMD1224	5	24 mm			
25 mm	II	79.5 mm	33.3 mm	33.3 mm	35.1 mm	.70	SMD1225	5	25 mm			
26 mm	II	79.5 mm	34.0 mm	34.0 mm	35.1 mm	.74	SMD1226	5	26 mm			
27 mm	II	79.5 mm	35.8 mm	35.8 mm	35.1 mm	.78	SMD1227	5	27 mm			

1/2" Drive Metric Socket Wrenches – Chrome



1/2" Drive Hex Bit Sockets

Bit Size	Type	Length	Drive End	Opening End	Bit Length	Wt. Ea. Lbs.	Chrome	Replacement Hex Bits	Std. Pkg. Qty.	Bit Size
		A	B	C	D		Part No.			
1/2" DR		6MM	83.5mm	23.74mm	45.5mm	0.2	SA6MM	SA6MMB	5	6mm
1/2" DR		8MM	83.5mm	23.74mm	45.5mm	0.2	SA8MM	SA8MMB	5	8mm
1/2" DR		10MM	83.5mm	23.74mm	45.5mm	0.25	SA10MM	SA10MMB	5	10mm
1/2" DR		12MM	92.5mm	25.75mm	54.5mm	0.35	SA12MM	SA12MMB	5	12mm
1/2" DR		14MM	92.5mm	25.75mm	54.5mm	0.4	SA14MM	SA14MMB	5	14mm
1/2" DR		17MM	100mm	27.75mm	62.7mm	0.6	SA17MM	SA17MMB	5	17mm
1/2" DR		19MM	100mm	27.75mm	62.7mm	0.65	SA19MM	SA19MMB	5	19mm



1/2" Drive Metric Sockets & Sets – Chrome

MS10K

SMD1216 16 mm 12 pt. Deep Skt.	SMD1222 22 mm 12 pt. Deep Skt.
SMD1217 17 mm 12 pt. Deep Skt.	SMD1224 24 mm 12 pt. Deep Skt.
SMD1218 18 mm 12 pt. Deep Skt.	SMD1225 25 mm 12 pt. Deep Skt.
SMD1219 19 mm 12 pt. Deep Skt.	SMD1226 26 mm 12 pt. Deep Skt.
SMD1220 20 mm 12 pt. Deep Skt.	261 CLIP RAIL
SMD1221 21 mm 12 pt. Deep Skt.	



MS16K

STM1210 10 mm 12 pt. Std. Skt.	STM1219 19 mm 12 pt. Std. Skt.
STM1211 11 mm 12 pt. Std. Skt.	STM1220 20 mm 12 pt. Std. Skt.
STM1212 12 mm 12 pt. Std. Skt.	STM1221 21 mm 12 pt. Std. Skt.
STM1213 13 mm 12 pt. Std. Skt.	STM1222 22 mm 12 pt. Std. Skt.
STM1214 14 mm 12 pt. Std. Skt.	STM1223 23 mm 12 pt. Std. Skt.
STM1215 15 mm 12 pt. Std. Skt.	SF51 10" Ratchet
STM1216 16 mm 12 pt. Std. Skt.	S110P 5" Extension
STM1217 17 mm 12 pt. Std. Skt.	95 TOOL BOX
STM1218 18 mm 12 pt. Std. Skt.	



MS17K

STM1210 10 mm 12 pt. Skt.	STM1219 19 mm 12 pt. Skt.
STM1211 11 mm 12 pt. Skt.	STM1220 20 mm 12 pt. Skt.
STM1212 12 mm 12 pt. Skt.	STM1221 21 mm 12 pt. Skt.
STM1213 13 mm 12 pt. Skt.	STM1222 22 mm 12 pt. Skt.
STM1214 14 mm 12 pt. Skt.	STM1224 24 mm 12 pt. Skt.
STM1215 15 mm 12 pt. Skt.	SF51 10" Reversible Ratchet
STM1216 16 mm 12 pt. Skt.	SF41 17" Flexible Handle
STM1217 17 mm 12 pt. Skt.	S110P 5" Extension
STM1218 18 mm 12 pt. Skt.	95 TOOL BOX


METRIC



MS18K

STM1209 9 mm 12 pt. Skt.	STM1219 19 mm 12 pt. Skt.
STM1210 10 mm 12 pt. Skt.	STM1220 20 mm 12 pt. Skt.
STM1211 11 mm 12 pt. Skt.	STM1221 21 mm 12 pt. Skt.
STM1212 12 mm 12 pt. Skt.	STM1222 22 mm 12 pt. Skt.
STM1213 13 mm 12 pt. Skt.	STM1224 24 mm 12 pt. Skt.
STM1214 14 mm 12 pt. Skt.	STM1227 27 mm 12 pt. Skt.
STM1215 15 mm 12 pt. Skt.	STM1230 30 mm 12 pt. Skt.
STM1216 16 mm 12 pt. Skt.	STM1232 32 mm 12 pt. Skt.
STM1217 17 mm 12 pt. Skt.	256 CLIP RAIL
STM1218 18 mm 12 pt. Skt.	


METRIC



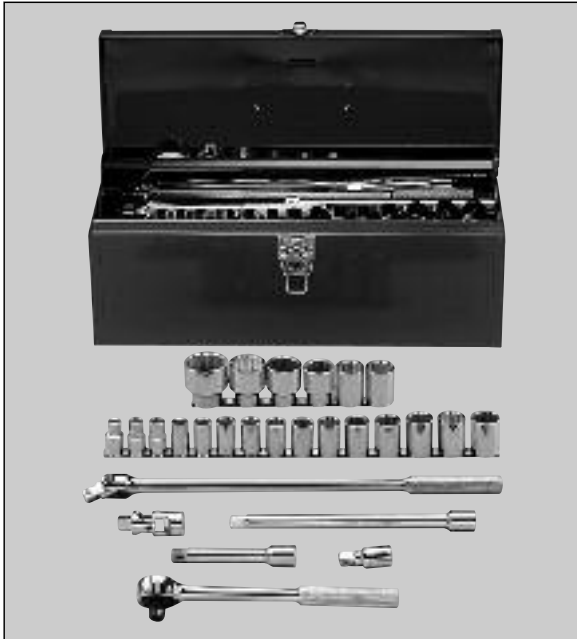
BC10KM

BA4MM..... 4MM Hex Bit Skt. 3/8" Dr.	BA10MM .. 10MM Hex Bit Skt. 3/8" Dr.
BA5MM..... 5MM Hex Bit Skt. 3/8" Dr.	SA12MM .. 12MM Hex Bit Skt. 1/2" Dr.
BA6MM..... 6MM Hex Bit Skt. 3/8" Dr.	SA14MM .. 14MM Hex Bit Skt. 1/2" Dr.
BA7MM..... 7MM Hex Bit Skt. 3/8" Dr.	SA17MM .. 17MM Hex Bit Skt. 1/2" Dr.
BA8MM..... 8MM Hex Bit Skt. 3/8" Dr.	254..... TWIST LOCK CLIP RAIL
BA9MM..... 9MM Hex Bit Skt. 3/8" Dr.	

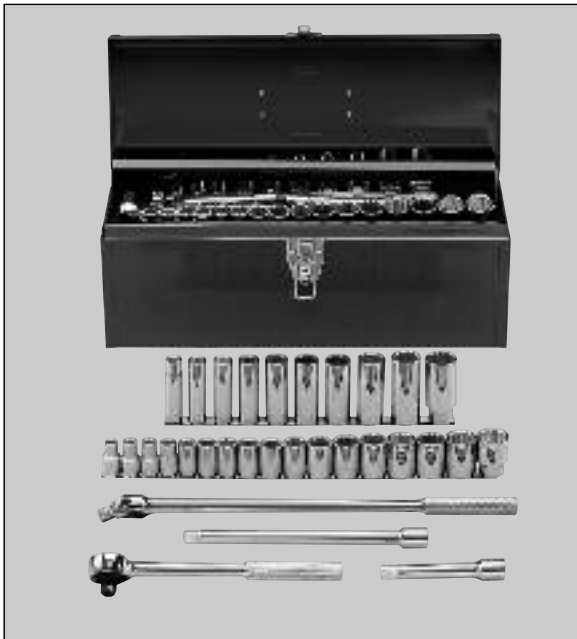
METRIC



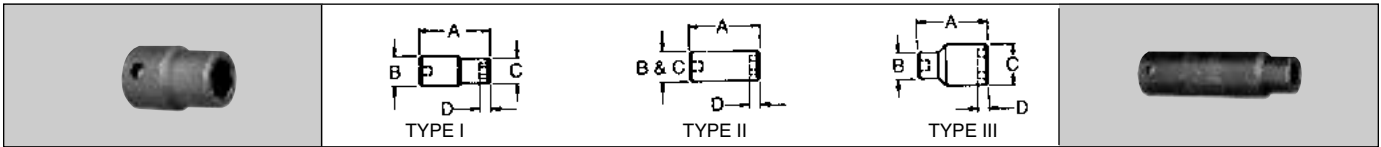
1/2" Drive Metric Sockets & Sets – Chrome



MS27K			
STM1210.....	10 mm 12 pt. Std. Skt.	STM1224.....	24 mm 12 pt. Std. Skt.
STM1211.....	11 mm 12 pt. Std. Skt.	STM1225.....	25 mm 12 pt. Std. Skt.
STM1212.....	12 mm 12 pt. Std. Skt.	STM1226.....	26 mm 12 pt. Std. Skt.
STM1213.....	13 mm 12 pt. Std. Skt.	STM1227.....	27 mm 12 pt. Std. Skt.
STM1214.....	14 mm 12 pt. Std. Skt.	STM1230.....	30 mm 12 pt. Std. Skt.
STM1215.....	15 mm 12 pt. Std. Skt.	STM1232.....	32 mm 12 pt. Std. Skt.
STM1216.....	16 mm 12 pt. Std. Skt.	STM1236.....	36 mm 12 pt. Std. Skt.
STM1217.....	17 mm 12 pt. Std. Skt.	SF41.....	17" Flex Handle
STM1218.....	18 mm 12 pt. Std. Skt.	SF51.....	10" Ratchet
STM1219.....	19 mm 12 pt. Std. Skt.	S102P.....	2" Extension
STM1220.....	20 mm 12 pt. Std. Skt.	S110P.....	5" Extension
STM1221.....	21 mm 12 pt. Std. Skt.	S115P.....	10" Extension
STM1222.....	22 mm 12 pt. Std. Skt.	S140.....	Universal Joint
STM1223.....	23 mm 12 pt. Std. Skt.	248.....	CLIP RAIL
		258.....	CLIP RAIL
		BX21.....	TOOL BOX



MS31K			
STM1210.....	10 mm 12 pt. Std. Skt.	SMD1216.....	16 mm 12 pt. Deep Skt.
STM1211.....	11 mm 12 pt. Std. Skt.	SMD1217.....	17 mm 12 pt. Deep Skt.
STM1212.....	12 mm 12 pt. Std. Skt.	SMD1218.....	18 mm 12 pt. Deep Skt.
STM1213.....	13 mm 12 pt. Std. Skt.	SMD1219.....	19 mm 12 pt. Deep Skt.
STM1214.....	14 mm 12 pt. Std. Skt.	SMD1220.....	20 mm 12 pt. Deep Skt.
STM1215.....	15 mm 12 pt. Std. Skt.	SMD1221.....	21 mm 12 pt. Deep Skt.
STM1216.....	16 mm 12 pt. Std. Skt.	SMD1222.....	22 mm 12 pt. Deep Skt.
STM1217.....	17 mm 12 pt. Std. Skt.	SMD1224.....	24 mm 12 pt. Deep Skt.
STM1218.....	18 mm 12 pt. Std. Skt.	SMD1225.....	25 mm 12 pt. Deep Skt.
STM1219.....	19 mm 12 pt. Std. Skt.	SMD1226.....	26 mm 12 pt. Deep Skt.
STM1220.....	20 mm 12 pt. Std. Skt.	S110P.....	5" Extension
STM1221.....	21 mm 12 pt. Std. Skt.	S115P.....	10" Extension
STM1222.....	22 mm 12 pt. Std. Skt.	SF41.....	17" Flexible Handle
STM1223.....	23 mm 12 pt. Std. Skt.	SF51.....	10" Reversible Ratchet
STM1224.....	24 mm 12 pt. Std. Skt.	258.....	CLIP RAIL
STM1225.....	25 mm 12 pt. Std. Skt.	261.....	CLIP RAIL
STM1226.....	26 mm 12 pt. Std. Skt.	BX21.....	TOOL BOX




Martin Heavy Duty Power Impact Sockets are Specially Designed for Use with All Types of Power Wrenches. All Sockets are Hot Forged from the Finest Alloy Steels for Maximum Strength and Durability. Heat Treated by Carefully Controlled Methods, the Sockets are Accurately Broached in 6 Point Openings. All Power Impact Sockets are Finished in Rust Resistant Black Oxide.

1/2" Square Drive 6 Point Standard									
Opening	Type	Length	Drive End	Opening End	Minimum Depth	Wt. Ea. Lbs.	Chrome	Std. Qty.	Opening
							Part No.		
		A	B	C	D				
3/8	I	1 15/32	15/16	21/32	5/32	.14	4612	5	3/8
7/16	I	1 15/32	15/16	45/64	7/32	.16	4614	5	7/16
1/2	I	1 15/32	15/16	35/32	7/64	.18	4616	5	1/2
9/16	I	1 15/32	15/16	55/64	21/64	.17	4618	5	9/16
5/8	II	1 15/32	—	15/16	3/8	.20	4620	5	5/8
1 1/16	II	1 1/2	—	1	3/8	.23	4622	5	1 1/16
3/4	II	1 1/2	—	1 3/4	7/16	.23	4624	5	3/4
13/16	II	1 3/8	—	1 1/2	25/64	.25	4626	5	13/16
7/8	II	1 5/8	—	1 3/2	1/2	.31	4628	5	7/8
15/16	II	1 5/8	—	1 19/64	35/64	.33	4630	5	15/16
1	III	1 11/16	1 3/8	1 23/64	35/64	.45	4632	5	1
1 1/16	III	1 3/4	1 3/8	1 1/8	5/8	.50	4634	5	1 1/16
1 1/8	III	1 13/16	1 3/8	1 1/2	21/32	.60	4636	5	1 1/8
1 1/4	III	1 7/8	1 3/8	1 11/16	21/32	.65	4638	5	1 1/4
1 1/2	III	1 5/4	1 3/8	1 3/4	3/4	.70	4640	5	1 1/2
1 3/8	III	2	1 3/8	2 1/4	1 1/8	.80	4642	5	1 3/8
1 5/8	III	2 1/16	1 17/32	2 1/16	1 1/8	.95	4644	5	1 5/8
1 7/8	III	2 1/8	1 17/32	2 5/8	1 3/8	1.00	4646	5	1 7/8
2	III	2 1/4	1 17/32	2 15/64	1 3/8	1.15	4648	5	2

1/2" Square Drive 6 Point Deep									
Opening	Type	Length	Drive End	Opening End	Minimum Depth	Wt. Ea. Lbs.	Chrome	Std. Qty.	Opening
							Part No.		
		A	B	C	D				
3/8	I	3 1/4	15/16	5/8	3/32	.42	14612	5	3/8
7/16	I	3 1/4	15/16	45/64	7/32	.42	14614	5	7/16
1/2	I	3 1/4	15/16	35/32	17/64	.43	14616	5	1/2
9/16	I	3 1/4	15/16	55/64	21/64	.43	14618	5	9/16
5/8	II	3 1/4	—	15/16	3/8	.40	14620	5	5/8
1 1/16	II	3 1/4	—	1	235/64	.37	14622	5	1 1/16
3/4	II	3 1/4	—	1 3/4	2 1/2	.45	14624	5	3/4
13/16	II	3 1/4	—	1 1/2	2 1/2	.49	14626	5	13/16
7/8	II	3 1/4	—	1 3/2	2 3/4	.54	14628	5	7/8
15/16	II	3 1/4	—	1 19/64	2 27/64	.62	14630	5	15/16
1	III	3 1/2	1 3/2	1 23/64	2 45/64	.57	14632	5	1
1 1/16	III	3 1/2	1 3/4	1 1/8	2 21/32	.62	14634	5	1 1/16
1 1/8	III	3 1/2	1 3/4	1 3/8	2 5/8	.62	14636	5	1 1/8
1 1/4	III	3 1/2	1 3/4	1 1/2	2 19/32	.73	14638	5	1 1/4
1 1/2	III	3 1/2	1 3/4	1 41/64	2 19/32	.73	14640	5	1 1/2
1 3/8	III	3 3/8	1 3/4	2 1/4	2 1/8	.85	14642	5	1 3/8
1 5/8	III	3 3/8	1 17/32	2 1/8	2 35/64	.89	14644	5	1 5/8
1 7/8	III	3 3/8	1 17/32	2 5/8	2 1/2	.9	14646	5	1 7/8
2	III	3 3/8	1 17/32	2 15/64	2 1/2	1.0	14648	5	2

Item	Description	Wt. Ea. Lbs.	Part No.	Std. Pkg. Qty.
	1/2 U-Joint	.44	4140A	5
	1/2 F x 3/8M	.13	42A	5
	1/2 F x 3/4M	.44	46	5
	6" Extension	.67	4105A	5

1/2" Drive Power/Impact Sets



IS6K	
4616	1/2" 6 pt. Skt.
4618	9/16" 6 pt. Skt.
4620	5/8" 6 pt. Skt.
4622	11/16" 6 pt. Skt.
4624	3/4" 6 pt. Skt.
4626	13/16" 6 pt. Skt.
248	CLIP RAIL



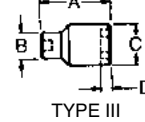
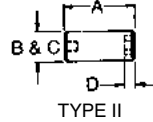
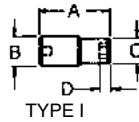
IS6KD	
14616	1/2" 6 pt. Deep Skt.
14618	9/16" 6 pt. Deep Skt.
14620	5/8" 6 pt. Deep Skt.
14622	11/16" 6 pt. Deep Skt.
14624	3/4" 6 pt. Deep Skt.
14626	13/16" 6 pt. Deep Skt.
248	CLIP RAIL



IS10KD	
14614	7/16" 6 pt. Deep Skt.
14616	1/2" 6 pt. Deep Skt.
14618	9/16" 6 pt. Deep Skt.
14620	5/8" 6 pt. Deep Skt.
14622	11/16" 6 pt. Deep Skt.
14624	3/4" 6 pt. Deep Skt.
14626	13/16" 6 pt. Deep Skt.
14628	7/8" 6 pt. Deep Skt.
14630	15/16" 6 pt. Deep Skt.
14632	1" 6 pt. Deep Skt.
261	CLIP RAIL



1/2" Drive Metric Socket Sets Power/Impact



1/2" Square Drive 6 Point Standard — Metric

Opening	Type	Length	Drive End	Opening End	Minimum Depth	Wt. Ea. Lbs.	Chrome	Std. Qty.	Opening
		A	B	C	D		Part No.		
13 mm	I	38.0 mm	24.7 mm	18.9 mm	8.0 mm	.17	4M613	5	13 mm
14 mm	I	38.0 mm	24.7 mm	20.3 mm	9.0 mm	.17	4M614	5	14 mm
15 mm	II	38.0 mm	24.7 mm	24.7 mm	9.0 mm	.17	4M615	5	15 mm
16 mm	II	38.0 mm	24.7 mm	24.7 mm	10.0 mm	.17	4M616	5	16 mm
17 mm	II	38.0 mm	26.3 mm	26.3 mm	11.0 mm	.17	4M617	5	17 mm
18 mm	II	38.0 mm	27.2 mm	27.2 mm	12.0 mm	.17	4M618	5	18 mm
19 mm	II	41.0 mm	29.5 mm	29.5 mm	12.0 mm	.09	4M619	5	19 mm
21 mm	II	41.0 mm	32.0 mm	32.0 mm	13.0 mm	.09	4M621	5	21 mm
22 mm	II	41.0 mm	33.0 mm	33.0 mm	14.0 mm	.09	4M622	5	22 mm
24 mm	II	41.0 mm	35.5 mm	35.5 mm	14.5 mm	.09	4M624	5	24 mm
27 mm	II	41.0 mm	39.6 mm	39.6 mm	14.5 mm	.09	4M627	5	27 mm

MIS6K

4M613 13 mm 6 pt. Std. Skt. 4M617 17 mm 6 pt. Std. Skt.
 4M614 14 mm 6 pt. Std. Skt. 4M618 18 mm 6 pt. Std. Skt.
 4M615 15 mm 6 pt. Std. Skt. 248 CLIP RAIL
 4M616 16 mm 6 pt. Std. Skt.

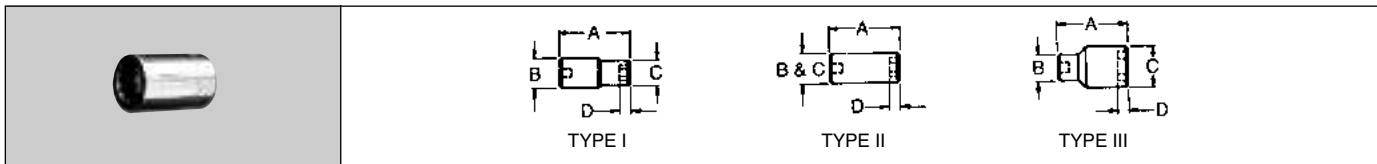


MIS11K

4M613 13 mm 6 pt. Std. Skt. 4M619 19 mm 6 pt. Std. Skt.
 4M614 14 mm 6 pt. Std. Skt. 4M621 21 mm 6 pt. Std. Skt.
 4M615 15 mm 6 pt. Std. Skt. 4M622 22 mm 6 pt. Std. Skt.
 4M616 16 mm 6 pt. Std. Skt. 4M624 24 mm 6 pt. Std. Skt.
 4M617 17 mm 6 pt. Std. Skt. 4M627 27 mm 6 pt. Std. Skt.
 4M618 18 mm 6 pt. Std. Skt. 248 CLIP RAIL



3/4" Drive Sockets & Attachments – Chrome



3/4" Square Drive 12 Point Standard Chrome									
Opening	Type	Length	Drive End	Opening End	Minimum Depth	Wt. Ea. Lbs.	Chrome	Std. Qty.	Opening
							Part No.		
3/4"	I	2	1 19/64	1 13/64	1/2	.40	H1224	5	3/4"
13/16"	II	2	—	1 19/64	1/2	.41	H1226	5	13/16"
7/8"	II	2	—	1 11/32	1/2	.35	H1228	5	7/8"
15/16"	II	2	—	1 3/8	5/64	.43	H1230	5	15/16"
1"	II	2 1/16	—	1 1/16	35/64	.50	H1232	5	1"
1 1/16"	III	2 1/16	1 1/16	1 1/16	3/8	.57	H1234	5	1 1/16"
1 1/8"	III	2 1/8	1 1/8	1 1/8	21/32	.65	H1236	5	1 1/8"
1 3/16"	III	2 1/8	1 1/8	1 11/16	21/32	.59	H1238	5	1 3/16"
1 1/4"	III	2 1/4	1 1/4	1 13/16	3/4	.78	H1240	5	1 1/4"
1 5/16"	III	2 1/4	1 1/8	1 7/8	49/64	.79	H1242	3	1 5/16"
1 3/8"	III	2 1/4	1 1/8	1 7/8	25/32	.69	H1244	3	1 3/8"
1 1/2"	III	2 5/8	1 1/2	2 1/4	7/8	.87	H1246	3	1 1/2"
1 1/2"	III	2 5/8	1 35/64	2 3/32	55/64	.94	H1248	3	1 1/2"
1 5/8"	III	2 5/8	1 19/32	2 3/32	5/64	.91	H1250	3	1 5/8"
1 7/8"	III	2 7/8	1 19/32	2 3/32	1	.98	H1252	3	1 7/8"
1 11/16"	III	2 7/8	1 5/8	2 3/32	1	1.00	H1254	3	1 11/16"
1 3/4"	III	2 3/4	1 21/32	2 1/16	1 1/32	1.23	H1256	3	1 3/4"
1 13/16"	III	2 13/16	1 3/4	2 3/8	1 1/8	1.31	H1258	3	1 13/16"
1 7/8"	III	2 7/8	1 3/4	2 15/32	1 1/8	1.33	H1260	3	1 7/8"
2"	III	3	1 3/4	2 39/64	1 1/32	1.54	H1264	1	2"
2 1/16"	III	3 1/32	1 15/16	2 23/32	1 1/32	2.13	H1266	1	2 1/16"
2 1/8"	III	3 1/8	1 5/8	2 55/64	1 1/32	2.19	H1268	1	2 1/8"
2 1/4"	III	3 1/4	1 15/16	2 55/64	1 3/8	2.00	H1270	1	2 1/4"
2 1/2"	III	3 1/2	2	3 1/16	1 3/8	2.50	H1272	1	2 1/2"
2 3/4"	III	3 3/4	2	3 1/16	1 3/8	2.16	H1276	1	2 3/4"

Item	Description	Wt. Ea. Lbs.	Chrome Part No.	Black Part No.	Std. Pkg. Qty.	3/4" ATTACHMENTS
Flex Hdle.	21 1/2" Flexible Hdle.	5.63	H41A		1	
Flex Hdle.	21 1/2" Flexible Hdle.	5.63		BLKH41A	1	
Ratchet Repair Kit	18" Rev. Ratchet Ratchet Repair Kit	5.38 1.00	H51 H51RU		1 1	
Ratchet Repair Kit	24" Rev. Ratchet Ratchet Repair Kit	5.38 1.00		BLKH51 BLKH51RU	1 1	
Sliding T	17 1/2" Sliding HdL.	2.45	H20A		1	
Extension	3 1/2" Extension	1.27	H104		1	
Extension	8" Extension	2.25	H110		1	
Extension	16" Extension	3.13	H115		1	
Universal	U-Joint	1.08	H140		1	

H12K

H1228..... 7/8" 12 pt. Skt.	H1246..... 1 7/16" 12 pt. Skt.
H1230..... 15/16" 12 pt. Skt.	H1248..... 1 1/2" 12 pt. Skt.
H1234..... 1 1/16" 12 pt. Skt.	H1252..... 1 5/8" 12 pt. Skt.
H1236..... 1 1/8" 12 pt. Skt.	H51..... Rev. Ratchet
H1240..... 1 1/4" 12 pt. Skt.	H110..... 8" Extension
H1242..... 1 5/16" 12 pt. Skt.	96A..... METAL BOX
H1244..... 1 3/8" 12 pt. Skt.	



H17K

H1228..... 7/8" 12 pt. Skt.	H1252..... 1 5/8" 12 pt. Skt.
H1230..... 15/16" 12 pt. Skt.	H1256..... 1 3/4" 12 pt. Skt.
H1234..... 1 1/16" 12 pt. Skt.	H1258..... 1 13/16" 12 pt. Skt.
H1236..... 1 1/8" 12 pt. Skt.	H1260..... 1 7/8" 12 pt. Skt.
H1240..... 1 1/4" 12 pt. Skt.	H1264..... 2" 12 pt. Skt.
H1242..... 1 5/16" 12 pt. Skt.	H51..... Rev. Ratchet
H1244..... 1 3/8" 12 pt. Skt.	H110..... 8" Extension
H1246..... 1 7/16" 12 pt. Skt.	H115..... 16" Extension
H1248..... 1 1/2" 12 pt. Skt.	237..... METAL BOX



H20K

H51..... Rev. Ratchet	H1242..... 1 5/16" 12 pt. Skt.
H104..... 3 1/2" Extension	H1244..... 1 3/8" 12 pt. Skt.
H110..... 8" Extension	H1246..... 1 7/16" 12 pt. Skt.
H41A..... 21 5/8" Flexible Hdle.	H1248..... 1 1/2" 12 pt. Skt.
H1228..... 7/8" 12 pt. Skt.	H1252..... 1 5/8" 12 pt. Skt.
H1230..... 15/16" 12 pt. Skt.	H1254..... 1 11/16" 12 pt. Skt.
H1232..... 1" 12 pt. Skt.	H1256..... 1 3/4" 12 pt. Skt.
H1234..... 1 1/16" 12 pt. Skt.	H1258..... 1 13/16" 12 pt. Skt.
H1236..... 1 1/8" 12 pt. Skt.	H1260..... 1 7/8" 12 pt. Skt.
H1240..... 1 1/4" 12 pt. Skt.	H1264..... 2" 12 pt. Skt.
	237..... TOOL BOX

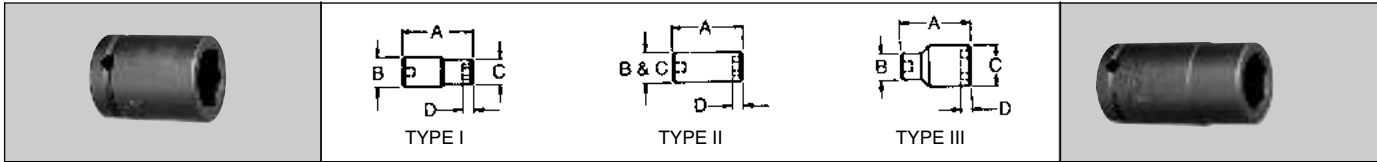


H22K

H51..... Rev. Ratchet	H1240..... 1 1/4" 12 pt. Skt.
H104..... 3 1/2" Extension	H1242..... 1 5/16" 12 pt. Skt.
H110..... 8" Extension	H1244..... 1 3/8" 12 pt. Skt.
H115..... 16" Extension	H1246..... 1 7/16" 12 pt. Skt.
H140..... Universal Joint	H1248..... 1 1/2" 12 pt. Skt.
H1228..... 7/8" 12 pt. Skt.	H1250..... 1 5/8" 12 pt. Skt.
H1230..... 15/16" 12 pt. Skt.	H1252..... 1 5/8" 12 pt. Skt.
H1232..... 1" 12 pt. Skt.	H1254..... 1 11/16" 12 pt. Skt.
H1234..... 1 1/16" 12 pt. Skt.	H1256..... 1 3/4" 12 pt. Skt.
H1236..... 1 1/8" 12 pt. Skt.	H1258..... 1 13/16" 12 pt. Skt.
	H1260..... 1 7/8" 12 pt. Skt.
	H1264..... 2" 12 pt. Skt.
	237..... TOOL BOX



3/4" Drive Power/Impact



3/4" Square Drive 6 Point Standard

Opening	Type	Length		Drive End		Opening End		Minimum Depth	Wt. Ea. Lbs.	Chrome	Std. Qty.	Opening
		A	B	C	D	Part No.						
5/16	I	2 1/8	1 5/8	1 5/8	5/32	.65	6620	5	5/16			
1/4	I	2 1/8	1 5/8	1 5/8	3/16	.66	6622	5	1/4			
3/8	I	2 1/8	1 5/8	1 5/8	1/16	.67	6624	5	3/8			
1/2	I	2 1/8	1 5/8	1 23/64	39/64	.75	6626	5	1/2			
5/8	I	2 1/8	1 5/8	1 1/2	39/64	.91	6628	5	5/8			
15/16	I	2 1/8	1 5/8	1 1/16	19/32	.77	6630	5	15/16			
1	II	2 1/8	—	1 1/8	35/64	.85	6632	5	1			
1 1/16	II	2 1/8	1 3/4	1 11/16	13/16	.83	6634	5	1 1/16			
1 1/8	II	2 1/8	—	1 3/4	13/16	.92	6636	5	1 1/8			
1 1/4	II	2 1/8	1 7/8	1 7/8	7/8	.94	6638	5	1 1/4			
1 1/2	III	2 1/2	2	2	29/32	1.24	6640	3	1 1/2			
1 5/8	III	2 1/2	2	2	49/64	1.38	6642	3	1 5/8			
1 3/4	III	2 1/2	1 29/32	2 1/8	29/32	1.38	6644	3	1 3/4			
1 7/8	III	2 1/2	1 29/32	2 1/8	51/64	1.33	6646	3	1 7/8			
2	III	2 1/2	1 29/32	2 5/16	59/64	1.71	6648	3	2			
2 1/16	III	2 1/2	1 29/32	2 13/32	59/64	1.80	6650	3	2 1/16			
2 1/8	III	2 1/2	1 29/32	2 1/16	1	1.83	6652	3	2 1/8			
2 1/4	III	2 1/2	1 29/32	2 1/2	1	1.90	6654	3	2 1/4			
2 3/8	III	2 5/8	1 29/32	2 5/16	1	2.01	6656	3	2 3/8			
2 1/2	III	2 5/8	1 29/32	2 5/8	1	2.16	6658	3	2 1/2			
2 7/8	III	2 3/4	1 29/32	2 23/32	1 1/16	2.20	6660	3	2 7/8			
3	III	2 3/4	1 29/32	2 13/16	1 1/16	2.25	6662	3	3			
3 1/8	III	2 3/4	1 29/32	2 15/16	1 1/16	2.30	6664	3	3 1/8			
3 1/4	III	2 3/4	1 29/32	2 31/32	1 35/64	—	6666	3	3 1/4			
3 1/2	III	3 1/8	1 29/32	3 3/4	1 23/32	—	6668	3	3 1/2			
3 3/8	III	3 1/8	1 29/32	3 3/4	1 13/16	—	6670	3	3 3/8			
3 1/2	III	3 1/8	1 29/32	3 3/2	1 51/64	—	6672	3	3 1/2			
3 5/8	III	3 1/2	1 29/32	3 3/8	2 1/16	—	6674	3	3 5/8			
3 3/4	III	3 1/2	1 29/32	3 1/2	1 15/16	—	6676	3	3 3/4			
4	III	3 1/2	2 1/4	3 25/64	1 15/16	—	6678	3	4			
4 1/8	III	3 1/2	2 1/4	3 17/32	1 15/16	—	6680	3	4 1/8			








3/4" Square Drive 6 Point Deep Socket

Opening	Type	Length		Drive End		Opening End		Minimum Depth	Wt. Ea. Lbs.	Chrome	Std. Qty.	Opening
		A	B	C	D	Part No.						
3/4	I	3 1/8	1 5/8	1 15/64	2 1/64	1.10	16624	5	3/4			
13/16	I	3 1/8	1 5/8	1 23/64	3/8	1.14	16626	5	13/16			
7/8	I	3 1/8	1 5/8	1 1/2	3/8	1.24	16628	5	7/8			
15/16	I	3 1/8	1 5/8	1 1/8	19/32	1.10	16630	5	15/16			
1	II	3 1/8	—	1 1/8	35/64	1.30	16632	5	1			
1 1/16	I	3 1/2	1 3/4	1 5/8	13/16	1.42	16634	5	1 1/16			
1 1/8	I	3 1/2	1 3/4	1 11/16	13/16	1.39	16636	3	1 1/8			
1 1/4	I	3 1/2	1 7/8	1 13/16	13/16	1.63	16638	3	1 1/4			
1 1/2	II	3 1/2	2	1 13/16	29/32	1.58	16640	3	1 1/2			
1 3/4	II	3 1/2	2	2	7/8	2.02	16642	3	1 3/4			
1 5/8	III	3 1/2	1 29/32	2 1/8	7/8	2.13	16644	3	1 5/8			
1 7/8	III	3 1/2	1 29/32	2 1/8	7/8	2.00	16646	3	1 7/8			
2	III	3 1/2	1 29/32	2 5/16	55/64	2.33	16648	3	2			
2 1/16	III	3 1/2	1 29/32	2 13/32	59/64	2.50	16650	3	2 1/16			
2 1/8	III	3 1/2	1 29/32	2 1/16	59/64	2.70	16652	3	2 1/8			
2 1/4	III	3 1/2	1 29/32	2 1/2	2 17/64	3.00	16654	3	2 1/4			
2 3/8	III	3 1/2	1 29/32	2 1/16	2 13/64	3.20	16656	3	2 3/8			
2 1/2	III	3 1/2	1 29/32	2 23/32	2 15/16	3.40	16660	3	2 1/2			
2 5/8	III	3 3/4	1 29/32	2 15/16	2 25/16	4.00	16664	3	2 5/8			
3	III	3 3/4	1 29/32	2 31/32	2 7/16	—	16666	3	3			
3 1/8	III	4	1 29/32	3 3/4	2 1/16	—	16668	3	3 1/8			
3 1/4	III	4	1 29/32	3 3/4	2 1/16	—	16670	3	3 1/4			
3 1/2	III	4	1 29/32	3 3/4	2 1/2	—	16672	3	3 1/2			
3 3/4	III	4	1 29/32	3 3/8	2 1/2	—	16674	3	3 3/4			
4	III	4	2 1/4	3 25/64	2 1/2	—	16676	3	4			
4 1/8	III	4	2 1/4	3 17/32	2 1/8	—	16678	3	4 1/8			




3/4" Drive Power/Impact Attachments & Socket Sets


3/4" Drive Power/Impact Attachments

3/4" ATTACHMENTS	Item	Description	Wt. Ea. Lbs.	Part No.	Std. Pkg. Qty.
	Adaptor	3/4F x 1/2M	.06	64A	5
	Adaptor	3/4F x 1M	.06	67	5
	Extension	7" Extension	1.77	6107	5
	Extension	10" Extension	2.25	6110	5
	Extension	13" Extension	4.15	6113	5
	Universal Joint	4 1/16 Lgth. Max.	.77	6140A	5
	Ret Ring®	Fits Part No. 64A	.01	M10005S	1
	Ret Ring®	Fits Part No. 67	.01	M10032S	1
	Ret Ring®	Fits Part No. 6107	.01	M10032S	1
	Ret Ring®	Fits Part No. 6110	.01	M10032S	1
	Ret Ring®	Fits Part No. 6113	.01	M10032S	1
	Ret Ring®	Fits Part No. 6140A	.01	M10032S	1
	Ret Ring®	Fits Part No. 6620 - 6634	.01	M10032S	1
	Ret Ring®	Fits Part No. 6636	.01	M10034S	1
	Ret Ring®	Fits Part No. 6638 - 6664	.01	M18708S	1
	Ret Ring®	Fits Part No. 16624 - 16634	.01	M10032S	1
	Ret Ring®	Fits Part No. 16636 - 16664	.01	M10034S	1

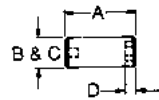
3/4" Drive 6 Point Deep 8 Pieces

IH8K		
16628 7/8"	16636 1 1/8"	
16630 15/16"	16640 1 1/4"	
16632 1"	16642 1 5/8"	
16634 1 1/16"	16648 1 1/2"	

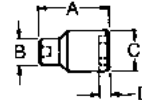
3/4" Drive 6 Point Standard 9 Pieces

IH9K		
6624 3/4"	6634 1 1/16"	
6626 13/16"	6636 1 1/8"	
6628 7/8"	6638 1 1/16"	
6630 15/16"	6640 1 1/4"	
6632 1"		

1" Drive Chrome Sockets



TYPE II



TYPE III

1" Square Drive 12 Point Standard Chrome

Opening	Type	Length	Drive End	Opening End	Minimum Depth	Wt. Ea. Lbs.	Chrome	Std. Pkg. Qty.	Opening
		A	B	C	D		Part No.		
1 ¹ / ₁₆	II	2 ³ / ₃₂	1 ⁴ / ₆₄	1 ⁴ / ₆₄	⁵ / ₁₆	.90	X1234	1	1 ¹ / ₁₆
1 ¹ / ₈	II	2 ³ / ₃₂	1 ¹ / ₁₆	1 ¹ / ₁₆	² / ₃₂	.90	X1236	1	1 ¹ / ₈
1 ³ / ₁₆	II	2 ³ / ₃₂	1 ³ / ₄	1 ³ / ₄	² / ₃₂	.90	X1238	1	1 ³ / ₁₆
1 ¹ / ₄	II	2 ³ / ₃₂	1 ¹³ / ₁₆	1 ¹³ / ₁₆	³ / ₄	.90	X1240	1	1 ¹ / ₄
1 ³ / ₈	II	2 ¹ / ₃₂	1 ⁷ / ₈	1 ⁷ / ₈	⁹ / ₆₄	.90	X1242	1	1 ³ / ₈
1 ¹ / ₂	II	2 ⁷ / ₁₆	1 ³ / ₄	1 ¹⁵ / ₁₆	² / ₃₂	.94	X1244	1	1 ¹ / ₂
1 ⁷ / ₁₆	III	2 ¹ / ₂	1 ³ / ₄	2	⁷ / ₈	.94	X1246	1	1 ⁷ / ₁₆
1 ¹ / ₂	III	2 ³ / ₁₆	1 ³ / ₄	2 ¹ / ₈	⁵ / ₆₄	1.06	X1248	1	1 ¹ / ₂
1 ⁵ / ₈	III	2 ¹ / ₁₆	1 ³ / ₄	2 ¹ / ₄	1	1.06	X1252	1	1 ⁵ / ₈
1 ¹ / ₁₆	III	2 ³ / ₄	1 ¹⁵ / ₁₆	2 ³ / ₈	1	1.50	X1254	1	1 ¹ / ₁₆
1 ³ / ₄	III	2 ¹³ / ₁₆	1 ¹⁵ / ₁₆	2 ¹ / ₂	1 ³ / ₃₂	1.50	X1256	1	1 ³ / ₄
1 ¹³ / ₁₆	III	2 ⁷ / ₈	1 ¹⁵ / ₁₆	2 ³ / ₁₆	1 ¹ / ₈	1.63	X1258	1	1 ¹³ / ₁₆
1 ⁷ / ₈	III	2 ¹⁵ / ₁₆	2 ¹ / ₄	2 ⁵ / ₈	1 ¹ / ₈	1.94	X1260	1	1 ⁷ / ₈
1 ¹⁵ / ₁₆	III	3	2 ¹ / ₄	2 ³ / ₄	1 ¹ / ₃₂	2.25	X1262	1	1 ¹⁵ / ₁₆
2	III	3	2 ¹ / ₄	2 ³ / ₄	1 ¹ / ₃₂	2.19	X1264	1	2
2 ¹ / ₈	III	3 ¹ / ₁₆	2 ¹ / ₄	2 ¹⁵ / ₁₆	1 ¹ / ₈	2.44	X1268	1	2 ¹ / ₈
2 ³ / ₁₆	III	3 ³ / ₈	2 ¹ / ₄	3	1 ¹ / ₈	2.50	X1270	1	2 ³ / ₁₆
2 ¹ / ₄	III	3 ³ / ₈	2 ¹ / ₄	3 ¹ / ₈	1 ¹ / ₈	2.38	X1272	1	2 ¹ / ₄
2 ⁵ / ₁₆	III	3 ¹ / ₄	2 ¹ / ₄	3 ³ / ₃₂	1 ¹ / ₈	2.69	X1274	1	2 ⁵ / ₁₆
2 ³ / ₈	III	3 ³ / ₁₆	2 ¹ / ₄	3 ¹ / ₄	1 ¹ / ₈	2.88	X1276	1	2 ³ / ₈
2 ¹ / ₂	III	3 ³ / ₈	2 ¹ / ₄	3 ⁵ / ₁₆	1 ¹ / ₈	2.88	X1278	1	2 ¹ / ₂
2 ¹ / ₂	III	3 ⁷ / ₁₆	2 ¹ / ₄	3 ³ / ₈	1 ¹ / ₈	3.00	X1280	1	2 ¹ / ₂
2 ³ / ₁₆	III	3 ¹ / ₂	2 ¹ / ₄	3 ³ / ₈	1 ¹ / ₂	3.13	X1282	1	2 ³ / ₁₆
2 ⁵ / ₈	III	3 ³ / ₁₆	2 ¹ / ₄	3 ³ / ₁₆	1 ¹ / ₄	3.63	X1284	1	2 ⁵ / ₈
2 ³ / ₄	III	3 ¹ / ₁₆	2 ⁴⁵ / ₆₄	3 ²³ / ₃₂	1 ¹ / ₄	4.63	X1288	1	2 ³ / ₄
2 ¹³ / ₁₆	III	3 ³ / ₄	2 ⁴⁵ / ₆₄	3 ⁵³ / ₆₄	1 ¹ / ₄	5.13	X1290	1	2 ¹³ / ₁₆
2 ¹⁵ / ₁₆	III	3 ⁷ / ₈	2 ⁴⁵ / ₆₄	3 ⁶¹ / ₆₄	2	5.25	X1294	1	2 ¹⁵ / ₁₆
3	III	3 ¹⁵ / ₁₆	2 ⁴⁵ / ₆₄	4 ¹ / ₄	2	5.56	X1296	1	3
3 ¹ / ₈	III	4 ¹ / ₁₆	2 ⁴⁵ / ₆₄	4 ¹¹ / ₆₄	2 ¹³ / ₆₄	5.25	X12100	1	3 ¹ / ₈
3 ³ / ₈	III	4 ¹ / ₁₆	2 ⁴⁵ / ₆₄	4 ¹⁷ / ₃₂	2 ¹³ / ₆₄	6.31	X12108	1	3 ³ / ₈
3 ¹ / ₂	III	4 ¹ / ₁₆	2 ⁴⁵ / ₆₄	4 ¹¹ / ₁₆	2 ¹³ / ₆₄	6.50	X12112	1	3 ¹ / ₂

Martin Heavy Duty Chrome Hand Tool Sockets are Manufactured to Extremely Close Tolerances of American Alloy Steel. The 12 Point Broach Opening Provides a Secure Fit for Absolute Tightening and Loosening.

WARNING: Only Power Impact Sockets Should Be Used on Pneumatic or Electric Impact Wrenches. Never Use Chrome Sockets.



1" Drive Attachments & Socket Set

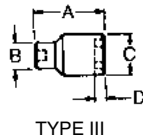
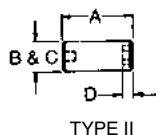
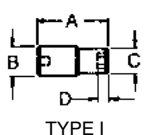
1" Drive Attachments						
Item	Description	Wt. Ea. Lbs.	Chrome Part No.	Black Part No.	Std. Pkg. Qty.	1" ATTACHMENTS
Ratchet	30" Rev. Ratchet	7.94	X51		1	
Repair Kit	Ratchet Repair	1.13	X51RU		1	
Ratchet	30" Rev. Ratchet	7.94		BLKX51	1	
Repair Kit	Ratchet Repair	1.13		BLKX51RU	1	
Extension	8" Extension	2.31	X108		1	
Extension	17" Extension	4.31	X117		1	
Flex Handle	26" Flexible Hdle.	8.19	X41A		1	

X21K		
X1246 1 ¹ / ₁₆ " 12 pt. Std. Skt. X1248 1 ¹ / ₂ " 12 pt. Std. Skt. X1252 1 ³ / ₈ " 12 pt. Std. Skt. X1254 1 ¹¹ / ₁₆ " 12 pt. Std. Skt. X1256 1 ³ / ₄ " 12 pt. Std. Skt. X1258 1 ¹³ / ₁₆ " 12 pt. Std. Skt. X1260 1 ⁷ / ₈ " 12 pt. Std. Skt. X1264 2" 12 pt. Std. Skt. X1268 2 ¹ / ₈ " 12 pt. Std. Skt. X1270 2 ³ / ₁₆ " 12 pt. Std. Skt. X1272 2 ¹ / ₄ " 12 pt. Std. Skt.	X1276 2 ³ / ₈ " 12 pt. Std. Skt. X1280 2 ¹ / ₂ " 12 pt. Std. Skt. X1284 2 ⁵ / ₈ " 12 pt. Std. Skt. X1288 2 ³ / ₄ " 12 pt. Std. Skt. X1294 2 ¹⁵ / ₁₆ " 12 pt. Std. Skt. X12100 3 ¹ / ₈ " 12 pt. Std. Skt. X51 Reversible Ratchet X108 8" Extension X117 17" Extension X41A Flexible Handle 299 METAL BOX	

Martin Heavy Duty Power Impact Sockets are Specially Designed for Use with All Types of Power Wrenches. All Sockets are Hot Forged from the Finest Alloy Steels for Maximum Strength and Durability. Heat Treated by Carefully Controlled Methods, the Sockets are Accurately Broached in 6 Point Openings. All Power Impact Sockets are Finished in Rust Resistant Black Oxide.

WARNING: Only Power Impact Sockets Should Be Used on Pneumatic or Electric Impact Wrenches. Never Use Chrome Sockets.

1" Drive Power/Impact

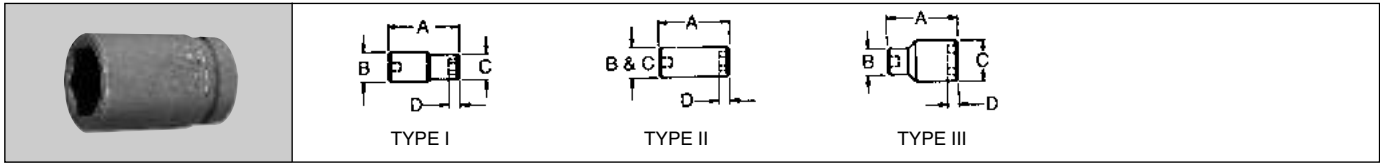


1" Drive 6 Point Standard

Opening	Type	Length	Drive End	Opening End	Minimum Depth	Wt. Ea. Lbs.	Industrial Black	Std. Pkg. Qty.	Opening
		A	B	C	D		Part No.		
3/4	I	2 1/4	2	1 1/8	1 1/4	1.13	7624	1	3/4
19/16	I	2 1/4	2	1 1/8	1 1/4	1.00	7626	1	19/16
7/8	I	2 13/32	2	1 17/32	45/64	1.06	7628	1	7/8
15/16	I	2 7/16	2	1 1/8	29/32	1.06	7630	1	15/16
1	I	2 17/32	2	1 21/32	49/64	1.19	7632	1	1
1 1/8	I	2 5/8	2	1 3/4	19/64	1.25	7634	1	1 1/8
1 1/8	I	2 5/8	2	1 13/16	27/64	1.25	7636	1	1 1/8
1 3/8	II	2 11/16	—	2 1/8	29/32	1.50	7638	1	1 3/8
1 1/4	II	2 11/16	—	2 1/8	29/32	1.50	7640	1	1 1/4
1 3/8	II	2 11/16	—	2 1/8	49/64	1.44	7642	1	1 3/8
1 3/8	III	2 11/16	2 1/8	2 1/4	49/64	1.69	7644	1	1 3/8
1 7/8	III	2 11/16	2 1/8	2 1/4	59/64	1.63	7646	1	1 7/8
1 1/2	III	2 11/16	2 3/8	2 1/4	59/64	1.56	7648	1	1 1/2
1 5/8	III	2 11/16	2 1/4	2 1/2	1	1.75	7650	1	1 5/8
1 5/8	III	2 11/16	2 1/4	2 1/2	1	1.81	7652	1	1 5/8
1 11/16	III	2 11/16	2 1/4	2 1/2	1	1.88	7654	1	1 11/16
1 3/4	III	2 11/16	2 1/8	2 3/4	1	2.50	7656	1	1 3/4
1 13/16	III	2 11/16	2 1/8	2 3/4	1 1/8	2.50	7658	1	1 13/16
1 5/8	III	2 5/8	2 1/8	2 3/4	1 1/8	2.56	7660	1	1 5/8
1 15/16	III	3	2 1/8	2 59/64	1 1/8	3.00	7662	1	1 15/16
2	III	3	2 1/8	2 59/64	1 11/64	2.88	7664	1	2
2 1/16	III	3	2 1/8	2 59/64	1 11/64	2.81	7666	1	2 1/16
2 1/8	III	3	2 1/8	3 1/4	1 13/64	3.63	7668	1	2 1/8
2 3/16	III	3 3/16	2 1/8	3 1/4	1 1/32	3.38	7670	1	2 3/16
2 1/4	III	3 3/16	2 1/8	3 1/4	1 1/32	3.19	7672	1	2 1/4
2 5/16	III	3 3/16	2 1/8	3 1/2	1 1/8	3.88	7674	1	2 5/16
2 5/8	III	3 3/4	2 1/8	3 1/2	1 23/64	3.75	7676	1	2 5/8
2 7/16	III	3 3/32	2 1/8	3 1/2	1 1/8	3.44	7678	1	2 7/16
2 1/2	III	3 3/8	2 1/8	3 1/2	1 1/2	3.78	7680	1	2 1/2
2 5/8	III	3 15/32	2 3/4	3 45/64	1 3/4	4.75	7684	1	2 5/8
2 11/16	III	3 15/32	2 3/4	3 59/64	1 1/2	4.88	7686	1	2 11/16
2 3/4	III	3 3/8	2 3/4	3 59/64	1 3/4	4.94	7688	1	2 3/4
2 13/16	III	3 11/16	2 3/4	4 1/4	1 3/4	5.01	7690	1	2 13/16
2 7/8	III	3 3/4	2 3/4	4	1 3/4	5.30	7692	1	2 7/8
2 15/16	III	3 3/4	2 3/4	4 1/4	2	5.56	7694	1	2 15/16
3	III	3 7/8	2 3/4	4 11/64	2	5.75	7696	1	3
3 1/8	III	3 15/16	2 3/4	4 11/64	2 13/64	5.63	76100	1	3 1/8
3 1/4	III	4 1/8	2 3/4	4 35/64	2	6.19	76104	1	3 1/4
3 5/8	III	4 3/8	2 3/4	4 17/32	2 13/64	7.06	76108	1	3 5/8
3 1/2	III	4 5/8	2 3/4	4 11/16	2 13/64	7.25	76112	1	3 1/2



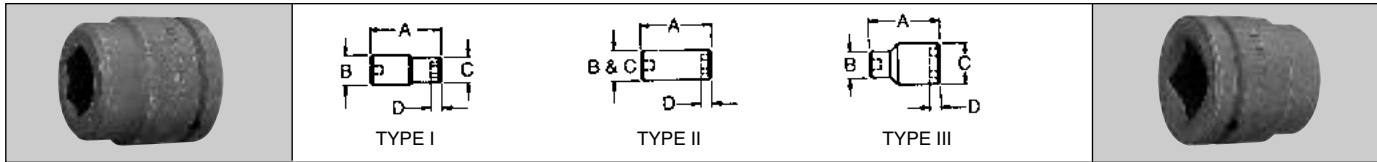
1" Drive Power/Impact Deep/Attachments



1" Drive 6 Point Deep									
Opening	Type	Length	Drive End	Opening End	Minimum Depth	Wt. Ea. Lbs.	Industrial Black	Std. Pkg. Qty.	Opening
		A	B	C	D		Part No.		
3/4	I	3	2	1 1/16	2 3/64	2.25	17624	1	3/4
13/16	I	3	2	1 1/16	2 7/64	2.38	17626	1	13/16
7/8	I	3	2	1 1/32	2 39/64	2.41	17628	1	7/8
15/16	I	3	2	1 1/16	2 23/32	2.43	17630	1	15/16
1	I	3	2	1 25/32	2 23/32	2.38	17632	1	1
1 1/16	I	3	2	1 3/4	3/4	2.38	17634	1	1 1/16
1 1/8	I	3	2	1 13/16	13/16	2.39	17636	1	1 1/8
1 1/16	II	3	—	2 1/16	7/8	2.33	17638	1	1 1/16
1 1/4	II	3	—	2 1/16	29/32	2.31	17640	1	1 1/4
1 5/16	II	3	—	2 1/16	15/16	2.25	17642	1	1 5/16
1 3/8	III	3	2 1/2	2 1/4	49/64	2.10	17644	1	1 3/8
1 1/2	III	3	2 1/2	2 1/4	49/64	2.25	17646	1	1 1/2
1 5/8	III	4	2 1/2	2 1/4	55/64	2.75	17648	1	1 5/8
1 7/8	III	4	2 1/4	2 1/2	55/64	2.83	17650	1	1 7/8
2	III	4	2 1/4	2 1/2	1	2.84	17652	1	2
1 11/16	III	4	2 1/16	2 3/4	1	3.46	17654	1	1 11/16
1 3/4	III	4 1/16	2 1/16	2 3/4	1	3.46	17656	1	1 3/4
1 13/16	III	4 1/8	2 1/16	2 3/4	1	3.81	17658	1	1 13/16
1 7/8	III	4 3/16	2 1/16	2 3/4	1 1/16	3.85	17660	1	1 7/8
1 15/16	III	4 1/4	2 1/16	2 25/32	1 1/16	4.80	17662	1	1 15/16
2	III	4 5/16	2 1/16	2 25/32	1 1/16	4.52	17664	1	2
2 1/16	III	4 3/8	2 1/16	2 31/32	1 11/64	4.73	17666	1	2 1/16
2 1/8	III	4 1/2	2 1/16	2 31/32	1 11/64	5.00	17668	1	2 1/8
2 1/4	III	4 5/8	2 1/16	3 1/4	1 13/64	5.60	17670	1	2 1/4
2 3/8	III	4 3/4	2 1/16	3 1/4	1 1/32	5.30	17672	1	2 3/8
2 1/2	III	4 7/8	2 1/16	3 13/32	1 1/32	5.90	17674	1	2 1/2
2 5/8	III	4 3/4	2 1/16	3 13/32	1 1/16	6.50	17676	1	2 5/8

1" POWER OR IMPACT ATTACHMENTS	Item	Description	Wt. Ea. Lbs.	Part No.	Std. Pkg. Qty.
	Adaptor	1F x 3/4M	1.00	76	1
	Adaptor	1F x 1 1/2M	1.00	77	1
	Universal	Max Length 4.5"	3.04	7140A	1
	Extension	7" Extension	3.56	7107	1
	Extension	10" Extension	6.00	7110	1
	Extension	13" Extension	8.50	7113	1
	Ret Ring®	Fits Part No. 76	.01	M10008S	1
	Ret Ring®	Fits Part No. 77, 7140A, 7107, 7110, 7113	.01	M10010S	1
	Ret Ring®	Fits Part No. 7624 - 7642	.01	M10008S	1
	Ret Ring®	Fits Part No. 7644 - 7648	.01	M10010S	1
	Ret Ring®	Fits Part No. 7650 - 7654	.01	M10015S	1
	Ret Ring®	Fits Part No. 7656 - 7680	.01	M10016S	1
	Ret Ring®	Fits Part No. 7684 - 7696	.01	M10017S	1
	Ret Ring®	Fits Part No. 76100 - 76112	.01	M10017S	1
	Ret Ring®	Fits Part No. 17624 - 17642	.01	M10008S	1
	Ret Ring®	Fits Part No. 17644 - 17648	.01	M10010S	1
	Ret Ring®	Fits Part No. 17650 - 17652	.01	M10015S	1
	Ret Ring®	Fits Part No. 17654 - 17676	.01	M10016S	1

1½" Drive Power/Impact



1½" Drive 6 Point Standard

Opening	Type	Length	Drive End	Opening End	Minimum Depth	Wt. Ea. Lbs.	Industrial Black	Std. Pkg. Qty.	Opening
							Part No.		
1½"	I	3½"	3¼"	2½"	¾"	5.70	8644	1	1½"
1½"	I	3½"	3¼"	2½"	¾"	5.70	8646	1	1½"
1½"	I	3½"	3¼"	2½"	¾"	5.70	8648	1	1½"
1½"	I	3½"	3¼"	2½"	¾"	5.70	8650	1	1½"
1½"	I	3½"	3¼"	3"	¾"	5.70	8652	1	1½"
1½"	I	3½"	3¼"	3"	¾"	5.70	8654	1	1½"
1½"	I	3½"	3¼"	3"	¾"	5.70	8656	1	1½"
1½"	I	3½"	3¼"	3"	¾"	5.70	8658	1	1½"
1½"	I	3½"	3¼"	3"	¾"	5.70	8660	1	1½"
1½"	I	3½"	3¼"	3"	¾"	5.70	8662	1	1½"
2"	II	3½"	3¼"	3¼"	1½"	5.70	8664	1	2"
2"	II	3½"	3¼"	3¼"	1½"	5.70	8666	1	2"
2"	III	3½"	3¼"	3½"	1½"	6.30	8668	1	2"
2"	III	3½"	3¼"	3½"	1½"	6.40	8670	1	2"
2"	III	3½"	3¼"	3½"	1½"	6.80	8672	1	2"
2"	III	3½"	3¼"	3½"	1½"	7.20	8674	1	2"
2"	III	3½"	3¼"	3½"	1½"	7.60	8676	1	2"
2"	III	3½"	3¼"	3½"	1½"	7.90	8678	1	2"
2"	III	4"	3¼"	3½"	1½"	8.20	8680	1	2"
2"	III	4"	3¼"	4"	1½"	8.50	8682	1	2"
2"	III	4½"	3¼"	4"	1½"	8.80	8684	1	2"
2"	III	4½"	3¼"	4"	1½"	8.90	8686	1	2"
2"	III	4½"	3¼"	4"	1½"	9.10	8688	1	2"
2"	III	4½"	3¼"	4"	1½"	9.30	8690	1	2"
2"	III	4½"	3¼"	4½"	1½"	9.50	8692	1	2"
2"	III	4½"	3¼"	4½"	1½"	9.80	8694	1	2"
3"	III	4½"	3¼"	4½"	1½"	9.90	8696	1	3"
3"	III	4½"	3¼"	4½"	1½"	12.70	8698	1	3"
3"	III	4½"	3¼"	4½"	1½"	12.70	86100	1	3"
3"	III	4½"	3¼"	4½"	1½"	12.50	86102	1	3"
3"	III	4½"	3¼"	5"	1½"	14.00	86104	1	3"
3"	III	4½"	3¼"	5"	1½"	13.70	86106	1	3"
3"	III	4½"	3¼"	5"	1½"	13.40	86108	1	3"
3"	III	4½"	3¼"	5"	1½"	13.50	86110	1	3"
3"	III	4½"	3¼"	5½"	1½"	13.90	86112	1	3"
3"	III	5"	3¼"	5½"	1½"	14.40	86114	1	3"
3"	III	5"	3¼"	5½"	1½"	15.00	86116	1	3"
3"	III	5"	3¼"	5½"	1½"	14.70	86118	1	3"
3"	III	5"	3¼"	5½"	1½"	14.70	86120	1	3"
3"	III	5"	3¼"	5½"	1½"	16.00	86122	1	3"
3"	III	5½"	3¼"	5½"	1½"	15.50	86124	1	3"
3"	III	5½"	3¼"	5½"	1½"	18.40	86126	1	3"
4"	III	5½"	3¼"	5½"	1½"	18.00	86128	1	4"
4"	III	5½"	3¼"	5½"	1½"	17.50	86130	1	4"
4"	III	5½"	3¼"	6"	1½"	20.20	86132	1	4"
4"	III	5½"	3¼"	6"	1½"	19.70	86134	1	4"
4"	III	5½"	3¼"	6"	1½"	19.20	86136	1	4"
4"	III	5½"	3¼"	6"	1½"	22.00	86138	1	4"
4"	III	5½"	3¼"	6"	1½"	21.60	86140	1	4"
4"	III	5½"	3¼"	6"	1½"	21.00	86142	1	4"
4"	III	6"	3¼"	6½"	1½"	23.60	86144	1	4"
4"	III	6"	3¼"	6½"	1½"	23.60	86148	1	4"
4"	III	6"	3¼"	6½"	1½"	22.50	86152	1	4"


1½" Attachments

1½" DRIVE ATTACHMENTS	Item	Description	Wt. Ea. Lbs.	Industrial Black	Std. Pkg. Qty.
				Part No.	
	Adaptor Universal	1½"F x 1M Max. length 8.25"	3.40	87A	1
				8140A	1
	Extension	8" Extension	8.80	8108	1
	Extension	12" Extension	12.10	8112	1
	Extension	15" Extension	14.40	8115	1
	Ret Ring®	Fits Part No. 87A - 8670	.01	M10020S	1
	Ret Ring®	Fits Part No. 8672 - 86152	.01	M10025S	1




Hammers

Only *Martin* Provides This Added Warranty —
If a Hammer Head Should Loosen at Any Time, Return
It for Handle Replacement or a New Hammer.



Standard Ball Peen — G Series — Wood and Fiberglass Handles

Head Weight	Overall Length	Head Length	Bell Dia.	Face	Peen	Replacement Handle		Weight With Handle	Industrial Black Head Finish		Std. Pkg. Qty.	Head Weight
		A	B	C	D	Wood	Fiberglass Kit		Wood Handle	Fiberglass Handle		
2 oz.	9½	2¼	⅝	⅝	17/32	HH49		.25	101G		6	2 oz.
4 oz.	9½	2½	¾	¾	⅝	HH50		.37	102G		6	4 oz.
8 oz.	11⅝	3⅝	15/16	19/16	25/32	HH53		.66	103G		6	8 oz.
12 oz.	13¼	3¾	1½	19/16	15/16	HH56		1.0	104G		6	12 oz.
1 lb.	14¼	4	1½	69/64	1	HH59	HH105106FG	1.3	105G	105FG	6	1 lb.
1½ lb.	14½	43/16	1½	1	13/64	HH59	HH105106FG	1.5	106G	106FG	6	1½ lb.
1½ lb.	14¾	47/16	127/64	17/64	1	HH66	HH107FG	1.8	107G	107FG	6	1½ lb.
2 lb.	15¼	5	1½	1½	1¼	HH66	HH108FG	2.4	108G	108FG	4	2 lb.
2½ lb.	16¼	57/16	127/32	127/64	123/64	HH69	HH109110FG	3.0	109G	109FG	4	2½ lb.
3 lb.	16¼	5	129/32	119/32	119/32	HH71	HH109110FG	3.4	110G	110FG	4	3 lb.



Utility Ball Peen — D Series

Head Weight	Overall Length	Head Length	Bell Dia.	Face	Peen	Replacement Handle	Weight With Handle	Shot Blasted Head Finish	Std. Pkg. Qty.	Head Weight
		A	B	C	D			Part No.		
8 oz.	11⅝	3⅝	15/16	19/16	25/32	HH53	.66	63D	6	8 oz.
12 oz.	13¼	3¾	1½	19/16	15/16	HH56	1.0	64D	6	12 oz.
1 lb.	14¼	4	1½	69/64	1	HH59	1.3	65D	6	1 lb.
1½ lb.	14½	43/16	1½	1	13/64	HH59	1.5	66D	6	1½ lb.
1½ lb.	14¾	47/16	127/64	17/64	1	HH66	1.8	67D	6	1½ lb.
2 lbs.	15¼	5	1½	1½	1¼	HH66	2.4	68D	4	2 lbs.
2½ lbs.	16¼	57/16	127/32	127/64	123/64	HH69	3.0	69D	4	2½ lbs.
3 lbs.	16¼	5	129/32	119/32	119/32	HH71	3.4	70D	4	3 lbs.

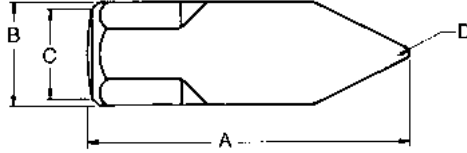
Always wear eye protection. A hammer blow should always be struck squarely. Avoid glancing blows. Never use hammers, punches or chisels with "mushroomed" heads.

Hammers


Only *Martin* Provides This Added Warranty —
If a Hammer Head Should Loosen at Any Time, Return
It for Handle Replacement or a New Hammer.

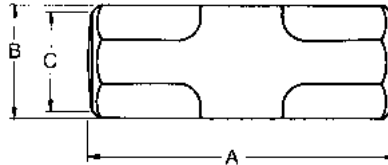


WARNING: Never use Hammers with “Mushroomed” heads. They may chip and cause injury. “ALWAYS WEAR SAFETY GOGGLES.”




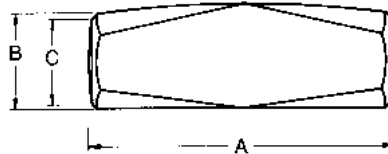
Cross Peen Engineer / Blacksmith Hand

Head Weight	Overall Length	Head Length	Bell Dia.	Face	Peen	Replacement Handle	Weight With Handle	Industrial Black Head Finish	Std. Pkg. Qty.	Head Weight	
		A	B	C	D			Part No.			
2 lbs.	15½	4¾	1½	1½ ₃₂	¾R	HH45	2.7	121G	4	2 lb.	
2½ lbs	15½	5⅙	1⅙	1½ ₃₂	¾R	HH45	3.2	122G	4	2½ lb.	
3 lbs.	15½	5¼	1¾	1¼ ₆₄	¼R	HH45	3.7	123G	4	3 lb.	




Double Faced Engineer's / Blacksmith

Head Weight	Overall Length	Head Length	Bell Dia.	Face	Replacement Handle	Weight With Handle	Industrial Black Head Finish	Std. Pkg. Qty.	Head Weight	
		A	B	C			Part No.			
2 lbs.	15½	4	1½	1½ ₃₂	HH45	2.7	141G	4	2 lb.	
2½ lbs	15½	4½	1½	1½ ₃₂	HH45	3.2	142G	4	2½ lb.	
3 lbs.	15½	5⅙	1⅙	1½ ₃₂	HH45	3.7	143G	4	3 lb.	




Hand Drilling

Head Weight	Overall Length	Head Length	Bell Dia.	Face	Replacement Handle	Weight With Handle	Industrial Black Head Finish	Std. Pkg. Qty.	Head Weight	
		A	B	C			Part No.			
2 lbs.	10½	4⅙	1¾	1½ ₃₂	HH92	2.6	192G	4	2 lbs.	
3 lbs.	10½	4¾	1½	1½ ₃₂	HH92	3.6	193G	4	3 lbs.	
4 lbs.	10½	4¾	1¾	1¼ ₆₄	HH92	4.4	194G	4	4 lbs.	



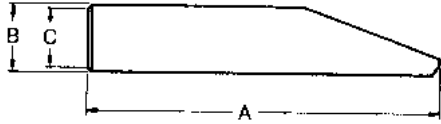
Scaling Hammer (Boiler Pick)

Head Weight	Overall Length	Head Length	Face Length	Face Radius	Replacement Handle	Weight with Handle Lbs.	Industrial Black Head Finish	Std. Pkg. Qty.	Head Weight	
		A	B	C			Part No.			
1 lb.	14	5⅙	1½ ₃₂	¼	HH59	1.4	132G	6	1 lb.	



Hammers

Only *Martin* Provides This Added Warranty —
If a Hammer Head Should Loosen at Any Time, Return
It for Handle Replacement or a New Hammer.



Always wear eye protection. A hammer blow should always be struck squarely. Avoid glancing blows. Never use hammers, punches or chisels with "mushroomed" heads.

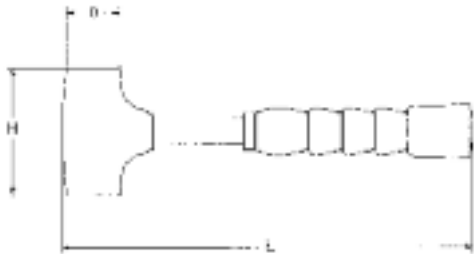
Setting Paneing Hammer

Head Weight	Overall Length	Head Length	Head Width	Face Width	Replacement Handle	Weight with Handle Lbs.	Industrial Black Head Finish	Std. Pkg. Qty.	Head Weight
		A	B	C			Part No.		
12 oz.	13½	4 ¹ / ₁₆	7 ¹ / ₁₆	3 ¹ / ₄	HH801	1.1	30G	6	12 oz.
1 lb.	13½	5 ¹ / ₁₆	15 ¹ / ₁₆	13 ¹ / ₁₆	HH801	1.4	31G	6	1 lb.



Sledge Hammer

Head Weight	Head Length	Face Width	Handle Length	Replacement Handle	Weight with Handle Lbs.	Industrial Black Head Finish	Std. Pkg. Qty.	Head Weight
						Part No.		
4 lbs.	5½	1 ¹ / ₁₆	32	HH418	4.3	S844SH	5	4 lbs.
6 lbs.	6	2 ¹ / ₁₆	32	HH6810	7.1	S846H	5	6 lbs.
8 lbs.	6½	2¼	32	HH6810	9.1	S848H	5	8 lbs.
10 lbs.	7	2½	32	HH6810	11.1	S8410H	5	10 lbs.
12 lbs.	7½	2¾	34	HH1216	13.2	S8412H	5	12 lbs.
16 lbs.	8¼	2¾	34	HH1216	17.2	S8416H	4	16 lbs.



Surface protective, non-marring and non-sparking brass head provides a lot of driving power in a compact hammer. Standard Super Grip (SG) requires less "squeeze" when swinging heavy hammer, reducing strain and fatigue. Ideal for use with heavy gloves.

Brass Hammers

Part No.	Approx. Head Wt.	Std. Pkg.	Ship. Wt.	D	H	L
HSB15	1.5 lb.	5	2.01 lb.	1/1.25	3.5	12
HSB25	2.5 lb.	2	2.72 lb.	1.25/1.5	3.5	12
HSB4	3.5 lb.	2	3.85 lb.	1.65/1.78	3.7	12



Dead Blow Hammers

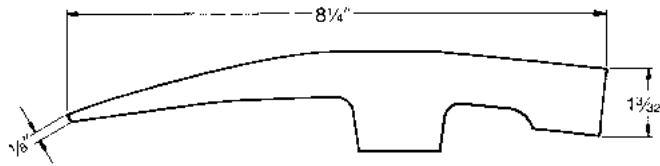
Part No.	Approx. Head Wt.	Std. Pkg.	Ship. Wt.	D	H	L
HPD1	1.25 lb.	5	1.85 lb.	1.6/2.1	3.9	11
HPD2	1.5 lb.	5	2.10 lb.	2.05/2.4	4.3	12
HPD3	2.2 lb.	2	2.71 lb.	2.4/2.7	4.7	12
HPD4	2.9 lb.	2	3.50 lb.	2.75/3.1	5	13




Shot loaded head produces the most complete dead blow effect (no rebound) ever offered for 30% more striking force than conventional hammers. Fiberglass handle and pliable Standard Super Grip combine with the dead blow effect to reduce effort, strain, vibration and noise.

Hammers


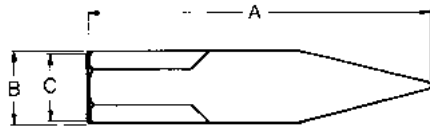
Only *Martin* Provides This Added Warranty —
If a Hammer Head Should Loosen at Any Time, Return
It for Handle Replacement or a New Hammer.



WARNING: Always wear Safety Goggles.



Brick Hammer						
Head Weight	Overall Length	Replacement Handle Kit	Weight with Handle Lbs.	Industrial Black Head Finish	Std. Pkg. Qty.	Head Weight
				Part No.		
1 1/2 lbs.	11	HH173FG	2.0	173	6	1 1/2 lb.



Tinner's Riveting Hammer									
Head Weight	Overall Length	Head Length	Head Width	Face Width	Replacement Handle	Weight with Handle Lbs.	Industrial Black Head Finish	Std. Pkg. Qty.	Head Weight
		A	B	C			Part No.		
4 oz.	9-1/4	3-11/16	7/16	15/32	HH50	.38	25G	6	4 oz.
8 oz.	11	4-1/4	3/4	21/32	HH53	.76	26G	6	8 oz.
12 oz.	13-1/2	4-3/4	29/32	25/32	HH801	1.1	27G	6	12 oz.
1 lb.	14	5-1/8	31/32	27/32	HH801	1.4	28G	6	1 lb.



Hickory Hammer Handles			
Part Number	Std. Pkg. Qty.	Approx. Length	Use For
HH42A18	12	18	165 Body Hammer
HH42B	12	12	All Body Hammers (Except 165 & 155)
HH45	12	16	Cross Peen and Double Face Eng. and 155
HH49	12	9-3/4	2 oz. Ball Peen
HH50	12	10	4 oz. Ball Peen/4 oz. Riveting
HH53	12	12	8 oz. Ball Peen/8 oz. Riveting
HH56	12	13 1/2	12 oz. Ball Peen
HH59	12	14 1/2	1 lb., 1 1/2 lb. Ball Peen
HH66	12	16	1 1/2, 2 lb. Ball Peen
HH69	12	17	2 1/2 lb. Ball Peen
HH71	12	17	3 lb. Ball Peen
HH92	12	10 1/2	All Hand Drilling
HH801	12	13 3/4	12 & 16 oz. Riveting and Settling
HH418	12	32	4 lb. Sledge
HH6810	12	33	6, 8 & 10 lb. Sledge
HH1216	12	35	12 & 16 lb. Sledge



Fiberglass Replacement Handle Kits			
Part Number	Std. Pkg. Qty.	Approx. Length	Use For
HH105106FG	1	13	1 lb. and 1 1/4 lb. Ball Peen — G Series
HH107FG	1	14	1-1/2 lb. Ball Peen — G Series
HH108FG	1	16	2 lbs. Ball Peen — G Series
HH109110FG	1	16	2-1/2 lb. and 3 lb. Ball Peen — G Series
HH173FG	1	12 1/2	1-1/2 lbs. Brick Hammer
HHBFFG	1	12	All Body Hammers with 12" Handle

Ergonomically & Accurately Sized Cellulose Acetate Handles.

Rugged, Impact and Chemical Resistant.

Color Coded Inlays for Easy Identification.


Forged Nickel-Chrome Molybdenum Alloy Blades.


Serrated Faces to Resist Slipping.


Bright Zinc Plate to Resist Corrosion.


All drivers meet or exceed ANSI/ASME standards and specifications for hardness and torque.


WARNING: Acetate handles are not intended to act as insulation. Never use screwdrivers as prybars or chisels.

 NARROW TIP, ROUND SHANK	Cabinet and Electrical Screwdrivers					
	Blade Length	Blade Width	Type	Wt. Ea. Lbs.	Part No.	Std. Pkg. Qty.
	4	3/16	Cabinet	.14	SDE4-1	6
	6	3/16	Electrical	.15	SDE6-1	6
	8	3/16	Electrical	.16	SDE8-1	6

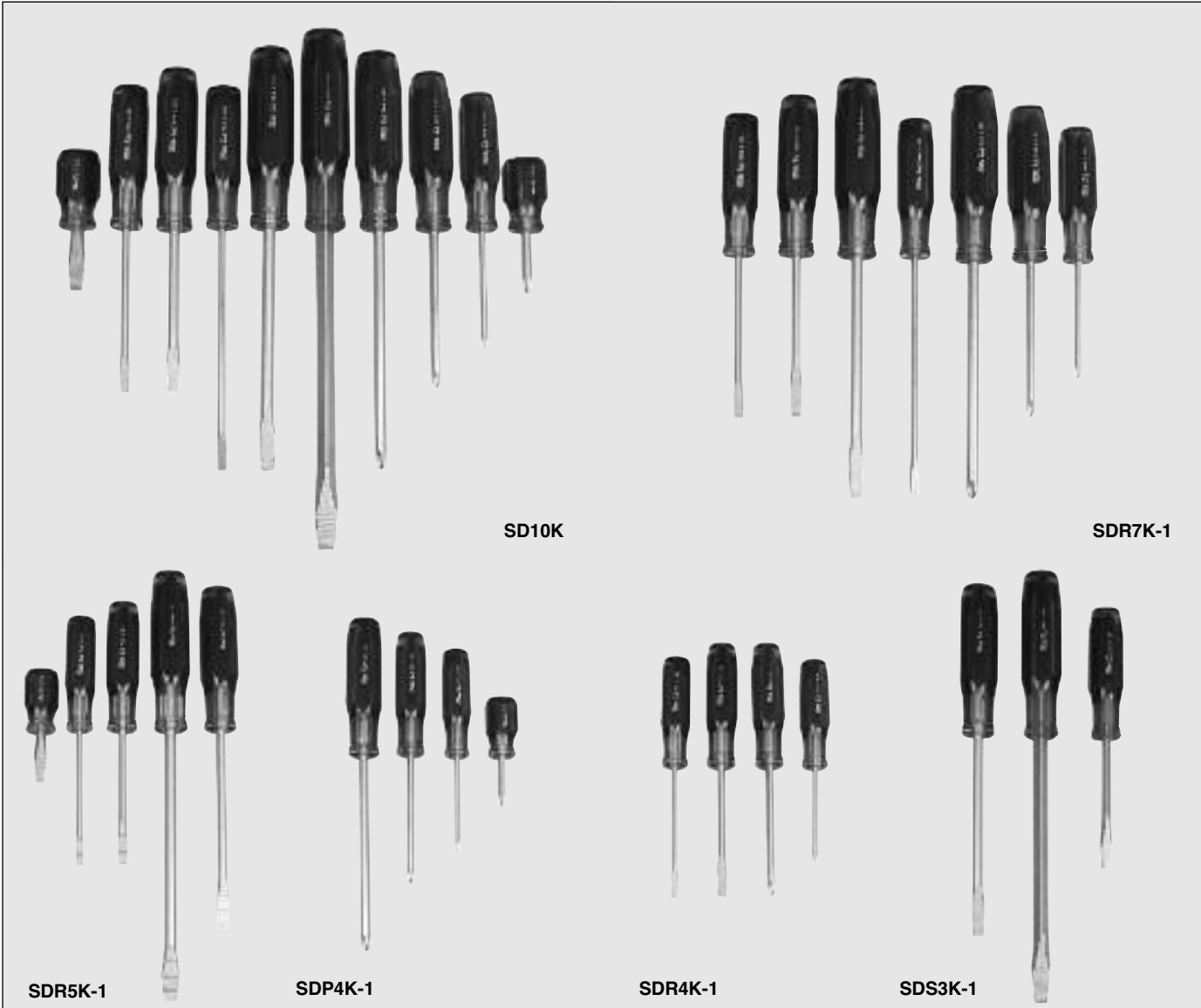
 WIDENED TIP, ROUND SHANK	Mechanic's and Heavy Duty Screwdrivers					
	Blade Length	Blade Width	Type	Wt. Ea. Lbs.	Part No.	Std. Pkg. Qty.
	4	1/4	Mechanic's	.20	SDR4-1	6
	6	5/16	Heavy Duty	.30	SDR6-1	6
	8	3/8	Heavy Duty	.49	SDR8-1	6

 PRECISION HEAD, ROUND SHANK	Phillips Screwdrivers					
	Blade Length	Phillips Size	Type	Wt. Ea. Lbs.	Part No.	Std. Pkg. Qty.
	3	No. 1	Phillips	.13	SDP3-1	6
	4	No. 2	Phillips	.20	SDP4-1	6
	6	No. 3	Phillips	.30	SDP6-1	6

 STURDY TIP, SQUARE SHANK	Square-Blade Screwdrivers					
	Blade Length	Blade Width	Type	Wt. Ea. Lbs.	Part No.	Std. Pkg. Qty.
	4	1/4	Square	.21	SDS4-1	6
	6	5/16	Square	.34	SDS6-1	6
	8	3/8	Square	.55	SDS8-1	6
	10	3/8	Square	.62	SDS10-1	6
	12	3/8	Square	.70	SDS12-1	6

 TIGHT CLEARANCE, STURDY	Stubby Screwdrivers					
	Blade Length	Width/ Size	Type	Wt. Ea. Lbs.	Part No.	Std. Pkg. Qty.
	1 1/2	1/4	Stubby	.10	SDS1-1	6
	1 1/2	No. 2	Phillips Stubby	.10	SDP1-1	6

Screwdriver Sets



SD10K

SDR7K-1

SDR5K-1

SDP4K-1

SDR4K-1

SDS3K-1

SDR4K-1 4pc Screwdriver Combo Set		
SDR4-1	Mechanics, 4"	1/4 Rd-C x 4"
SDE4-1	Electrical, 4"	3/16 Rd-C x 4"
SDP3-1	#1 Phillips, 3"	P1 x 3"
SDP4-1	#2 Phillips, 4"	P2 x 4"
P696	Pouch	
SDR5K-1 5pc Screwdriver Combo Set		
SDR4-1	Mechanics, 4"	1/4 Rd-C x 4"
SDE4-1	Electrical, 4"	3/16 Rd-C x 4"
SDR6-1	Mechanics, 6"	5/16 Rd-C x 6"
SDR8-1	Mechanics, 8"	3/8 Rd-K x 8"
SDS1-1	Mechanics, 1-1/2"	1/4 Sq-K x 1.5"
P696	Pouch	
SDR7K-1 7pc Screwdriver Combo Set		
SDE4-1	Electrical, 4"	3/16 Rd-C x 4"
SDE6-1	Electrical, 6"	3/16 Rd-C x 6"
SDP3-1	#1 Phillips, 3"	P1 x 3"
SDP4-1	#2 Phillips, 4"	P2 x 4"
SDP6-1	#3 Phillips, 6"	P3 x 6"
SDR4-1	Mechanics, 4"	1/4 Rd-C x 4"
SDR6-1	Mechanics, 6"	5/16 Rd-C x 6"
P496	Pouch	

SDS3K-1 HD Screwdriver Set		
SDS4-1	SQ-Blade, 4"	1/4 Sq x 4"
SDS6-1	SQ-Blade, 6"	5/16 Sq x 6"
SDS8-1	SQ-Blade, 8"	3/8 Sq x 8"
P696	Pouch	
SD10K 10pc Screwdriver Combo Set		
SDE4-1	Electrical, 4"	3/16 Rd-C x 4"
SDE6-1	Electrical, 6"	3/16 Rd-C x 6"
SDR4-1	Mechanics, 4"	1/4 Rd-C x 4"
SDR6-1	Mechanics, 6"	5/16 Rd-C x 6"
SDS1-1	Mechanics, 1-1/2"	1/4 Sq-K x 1.5"
SDS8-1	SQ-Blade, 8"	3/8 Sq-K x 8"
SDP1-1	#2 Phillips, 1-1/2"	P2 x 1.5"
SDP3-1	#1 Phillips, 3"	P1 x 3"
SDP4-1	#2 Phillips, 4"	P2 x 4"
SDP6-1	#3 Phillips, 6"	P3 x 6"
SDP4K-1 4pc Phillips Set		
SDP1-1	#2 Phillips, 1-1/2"	P2 x 1.5"
SDP3-1	#1 Phillips, 3"	P1 x 3"
SDP4-1	#2 Phillips, 4"	P2 x 4"
SDP6-1	#3 Phillips, 6"	P3 x 6"
P696	Pouch	



Heavy-Duty Gasket Scrapers Chisel and Punch Sets







Martin's patented two composite ergonomically designed handle provides maximum comfort and secure grip. Capped end in direct contact with the shaft allows the user to strike the tool without handle damage. Blade extends throughout the handle. Hardened and tempered the entire length for maximum durability

Set contains 1/2" x 10"; 3/4" x 10"; 1" x 10"; 1-1/2" x 10".

- Cleaning gasket material, adhesives and all general scraping in automotive and engineering applications.
- Used for scraping carbon from cylinder heads, pistons and other metal surfaces.

GS4K	Gasket Scraper Set 4 Pc. Heavy Duty Gasket Scraper Set Set Wt. 2.5 lb.		
GS50	1/2" x 10" Long Gasket Scraper	• USA Alloy Steel • Heavy Duty 3/88 Shank	
GS75	3/4" x 10" Long Gasket Scraper		
GS100	1" x 10" Long Gasket Scraper		
GS150	1-1/2" x 10" Long Gasket Scraper		

Part No.		Size	Weight	Std. Pkg. Qty.
GS50		1/2" x 10"	.57	6
GS75		3/4" x 10"	.57	6
GS100		1" x 10"	.58	6
GS150		1-1/2" x 10"	.59	6

Chisel Sets



CC6K		6 PIECES
C8.....	1/4" Cold Chisel	
C10.....	5/16" Cold Chisel	
C12.....	3/8" Cold Chisel	
C16.....	1/2" Cold Chisel	
C20.....	5/8" Cold Chisel	
C24.....	3/4" Cold Chisel	
C66.....	KIT BAG	

**WARNING: Never use hammers with "mush-roomed" heads. They may chip and cause injury.
"ALWAYS WEAR SAFETY GOGGLES"**

Punch Sets



PP7K		7 PIECES
P2.....	1/16" Pin Punch	
P3.....	3/32" Pin Punch	
P4.....	1/8" Pin Punch	
P5.....	5/32" Pin Punch	
P6.....	3/16" Pin Punch	
P8.....	1/4" Pin Punch	
P10.....	5/16" Pin Punch	
C70.....	KIT BAG	



LP7K		7 PIECES
P23.....	3/32" Lg. Taper	
P24.....	1/8" Lg. Taper	
P25.....	5/32" Lg. Taper	
P26.....	3/16" Lg. Taper	
P26A.....	7/32" Lg. Taper	
P27.....	1/4" Lg. Taper	
P28.....	5/16" Lg. Taper	
C187.....	KIT BAG	

Combination Chisel & Punch Sets



PC6K		6 PIECES
C16.....	1/2" Cold Chisel	
C24.....	3/4" Cold Chisel	
P42.....	1/2" Center Punch	
P4.....	1/8" Pin Punch	
P6.....	3/16" Pin Punch	
P16.....	3/16" Solid Punch	
C66.....	KIT BAG	



PC14K		14 PIECES	
C42.....	1/4" Cape Chisel	P40.....	3/8" Center Punch
C16.....	1/2" Cold Chisel	P24.....	1/8" Drift Punch
C20.....	5/8" Cold Chisel	P25.....	5/32" Lg. Taper Punch
C24.....	3/4" Cold Chisel	P6.....	3/16" Pin Punch
C28.....	7/8" Cold Chisel	P8.....	1/4" Pin Punch
C60.....	1/4" Diamond Pt. Chisel	P14.....	5/8" Solid Punch
C72.....	1/4" Hlf. Rd. Nose Chisel	P18.....	1/4" Solid Punch
		C14.....	KIT BAG

Punches



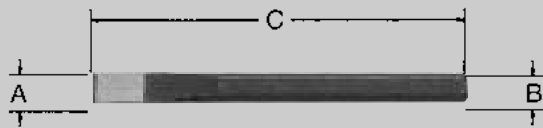

WARNING: "ALWAYS WEAR SAFETY GOGGLES"

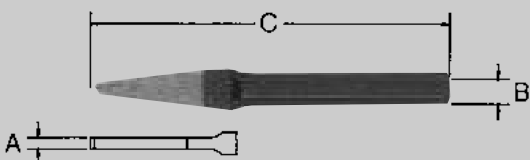

Prick Punch						Center Punch					
Stock Size	Length	Wt. Ea. Lbs.	Industrial Black	Std. Pkg. Qty.	Point Size	Stock Size	Length	Wt. Ea. Lbs.	Industrial Black	Std. Pkg. Qty.	
A	B		Part No.			A	B		C		Part No.
3/8	5	.14	P32	12	3/32	1/4	3 1/2	.06	P38	12	
1/2	6	.27	P33	12	5/32	5/16	4 1/4	.08	P39	12	
					3/16	3/8	5	.15	P40	12	
					1/4	1/2	6	.30	P42	12	
					5/8	5/8	6 1/4	.25	P43	6	


Pin Punch							Solid Punch						
Point Size	Stock Size	Length	Pin Length	Wt. Ea. Lbs.	Industrial Black	Std. Pkg. Qty.	Point Size	Stock Size	Length	Taper Length	Wt. Ea. Lbs.	Industrial Black	Std. Pkg. Qty.
A	B	C	D		Part No.		A	B	C	D		Part No.	
1/16	1/4	4	3/4	.05	P2	12	3/32	5/16	5	1 1/4	.02	P13	12
3/32	5/16	4 1/2	7/8	.12	P3	12	1/8	3/8	5	1 3/4	.16	P14	12
1/8	5/16	4 3/4	1	.12	P4	12	3/16	3/8	5	1 1/2	.16	P16	12
5/32	5/16	5	1	.12	P5	12	1/4	3/8	6	1 1/2	.16	P18	12
3/16	3/8	5 1/4	1 1/4	.17	P6	12	5/16	1/2	6	2	.31	P19	12
7/32	3/8	5 1/2	1 1/4	.18	P7	12							
1/4	3/8	5 3/4	1 1/4	.29	P8	12							
5/16	1/2	6	1 1/4	.33	P10	12							

Long Taper Punch						
Point Size	Stock Size	Length	Taper Length	Wt. Ea. Lbs.	Industrial Black	Std. Pkg. Qty.
A	B	C	D		Part No.	
3/32	5/16	8	3 1/2	.12	P23	12
1/8	5/16	8	3 1/2	.16	P24	12
5/32	3/8	9	4 1/4	.25	P25	12
3/16	1/2	10	6 1/2	.45	P26	12
7/32	1/2	10	6 1/2	.45	P26A	12
1/4	5/8	12	7 1/4	.88	P27	6
5/16	5/8	12	7 1/4	.94	P28	6
1/4	3/4	15	7 1/4	1.66	P28A	6
5/16	5/8	16	9 1/2	1.33	P29	6
3/8	3/4	15	8	1.66	P34	6

WARNING: "ALWAYS WEAR SAFETY GOGGLES"

Cold Chisel						Long Cold Chisel					
											
Cut Width	Stock Size	Length	Wt. Ea. Lbs.	Industrial Black	Std. Pkg. Qty.	Cut Width	Stock Size	Length	Wt. Ea. Lbs.	Industrial Black	Std. Pkg. Qty.
A	B	C		Part No.		A	B	C		Part No.	
1/4	1/4	5	.07	C8	12	3/4	5/8	12	1.13	C120	6
5/16	1/4	5	.08	C10	12	5/8	1/2	12	.70	C124	12
3/8	5/16	5 1/2	.13	C12	12	3/4	5/8	18	1.67	C126	3
1/2	7/16	6	.26	C16	12	7/8	3/4	12	1.50	C129	6
5/8	1/2	6 1/2	.37	C20	12	1	3/4	12	1.50	C132	6
3/4	5/8	7	.62	C24	12	1	3/4	18	2.33	C133	3
7/8	3/4	7 1/2	.93	C28	6						
1	3/4	8	1.34	C32	6						

Cape Chisel						Half Round Chisel					
											
Point Size	Stock Size	Length	Wt. Ea. Lbs.	Industrial Black	Std. Pkg. Qty.	Point Size	Stock Size	Length	Wt. Ea. Lbs.	Industrial Black	Std. Pkg. Qty.
A	B	C		Part No.		A	B	C		Part No.	
1/8	5/16	5 1/2	.10	C39	12	3/16	5/8	5 1/2	.16	C71	12
3/16	3/8	5 1/2	.16	C40	12	1/4	3/8	5 1/2	.29	C72	12
1/4	3/8	5 1/2	.29	C42	12						

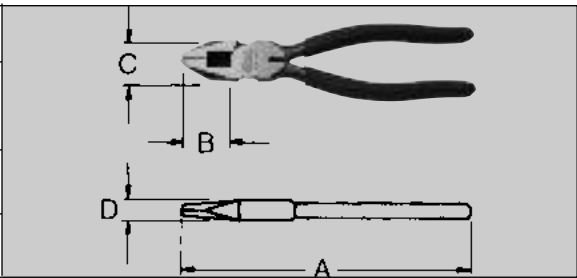
Diamond Point Chisel					
					
Point Size	Stock Size	Length	Wt. Ea. Lbs.	Industrial Black	Std. Pkg. Qty.
A	B	C		Part No.	
1/8	5/16	5	.10	C58	12
3/16	3/8	5 1/2	.18	C59	12
1/4	3/8	5 3/4	.18	C60	12
3/8	5/8	7	.58	C62	6

Pliers – Plastic Grip



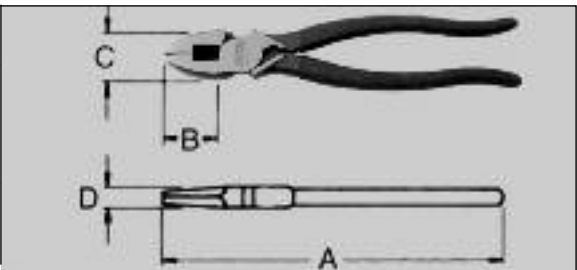
Lineman's Plier						
Overall Length	Jaw Length	Jaw Width	Jaw Thickness	Wt. Ea. Lbs.	Part No.	Std. Pkg. Qty.
A	B	C	D			
7-1/4	1-1/4	15/16	9/16	0.68	P307	6
8-1/2	1-1/2	1-1/4	9/16	1.00	P308	6

High leverage electrician's general use pliers feature beveled nose, serrated crush area and comfort grip handles.




New England Pattern Lineman's Plier						
Overall Length	Jaw Length	Jaw Width	Jaw Thickness	Wt. Ea. Lbs.	Part No.	Std. Pkg. Qty.
A	B	C	D			
9-1/2	1-1/2	1-5/16	5/8	1.04	P309	6

Heavy duty, high leverage design features built in connector crimper, fishtape puller, serrated crush area and comfort grips.



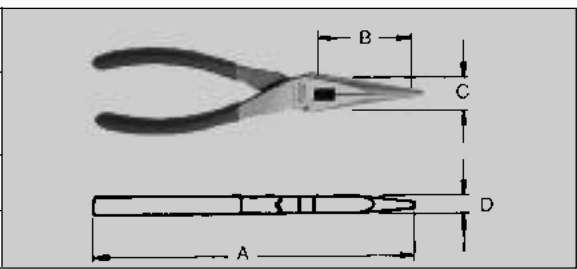
Diagonal Cutting Plier						
Overall Length	Jaw Length	Jaw Width	Jaw Thickness	Wt. Ea. Lbs.	Part No.	Std. Pkg. Qty.
A	B	C	D			
6-1/4	7/8	25/32	7/16	0.38	P206	6
7-3/8	1	7/8	7/16	0.52	P2075	6

High leverage comfort grip handles decrease fatigue for easy cutting.



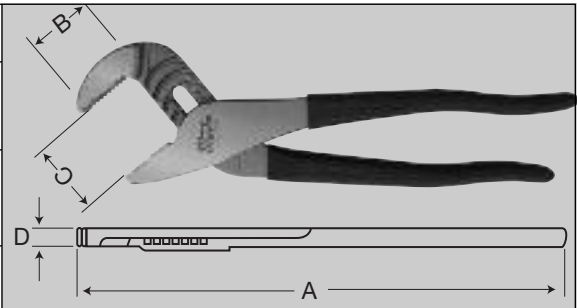
Long Chain Nose Side Cutting Pliers						
Overall Length	Jaw Length	Jaw Width	Jaw Thickness	Wt. Ea. Lbs.	Part No.	Std. Pkg. Qty.
A	B	C	D			
6-1/4	2	7/8	13/32	0.32	P506	6
7-7/8	2-5/8	1	7/16	0.49	P507	6

High leverage comfort grip handles for powerful gripping and cutting.



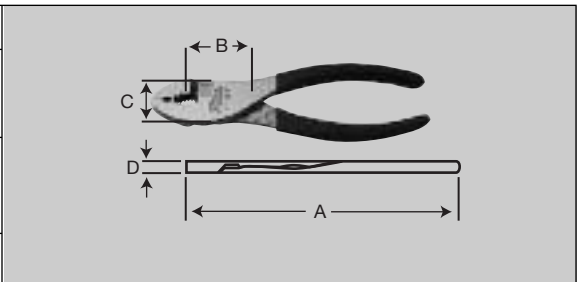
Tongue and Groove Pliers						
Overall Length	Jaw Length	Jaw Opening	Jaw Thickness	Wt. Ea. Lbs.	Part No.	Std. Pkg. Qty.
A	B	C	D			
7	13/16	13/16	3/8	0.42	P407	6
9-3/4	1-1/4	1-1/2	7/16	0.92	P510	6
12-7/8	1-11/16	2-3/4	1/2	1.76	P71275	6

Flush Rivet design allows close access to work surfaces and tight areas, undercut adjustment grooves for non-slip grip and comfort grip handles



Combination Slip Joint Pliers						
Overall Length	Jaw Length	Jaw Width	Jaw Thickness	Wt. Ea. Lbs.	Part No.	Std. Pkg. Qty.
A	B	C	D			
6-3/4	1-13/16	1-1/4	13/32	0.48	P2065	6
8-1/8	2	1-11/32	7/16	0.60	P208	6
10	2-3/8	1-1/2	15/32	0.98	P210	6

Flush rivet design offers three working surfaces, two jaw openings, wire cutter and comfort grips.





PL3K
3 Pc. General Purpose Pliers Set

P506	6½" Long Chain Nose Side Cutting
P2065	6¾" Combination Slip Joint
P510	9½" Tongue and Groove
P1796	Pouch



PL4K
4 Pc. General Purpose Pliers Set

P507	8" Long Chain Nose Side Cutting
P510	9½" Tongue and Groove
P208	8" Combination Slip Joint
P2075	7" Diagonal Cutting
P1996	Pouch



PL3KSJ
3 Pc. Combination Slip-Joint Pliers Set


P2065	6¾" Combination Slip Joint
P208	8" Combination Slip Joint
P210	10" Combination Slip Joint
P1896	Pouch



PL3KTG
3 Pc. Tongue and Groove Pliers Set

P407	7" Tongue and Groove
P510	9½" Tongue and Groove
P71275	13" Tongue and Groove
P2096	Pouch

Retaining Ring Pliers



One Tool Does it All!


Martin's patented retaining ring pliers are capable of servicing both and external retaining rings. *Martin's* pliers offer superior performance with unique features:

- Reverse on the fly — Switch from Internal to External with one hand.
- Patented Jaws provide positive tip retention and alignment.
- P1421 features an adjustable stop for small rings.
- P75 features an automatic ratchet lock that keeps rings locked open or closed. Ideal for large rings up to 4".

Snap Ring Pliers					
Part Number	Description	Internal	External	Weight Ea. Lbs.	Std. Pkg. Qty.
P1421	Quick Switch Retaining Ring Pliers with adjustable stop - Includes 5 pairs of color-coded interchangeable tips and Allen wrench in handy pouch. Tip sizes: Straight- .023", .036", .047" (0.6mm, 0.9mm, 1.2mm) Bent 90° - .036", .047" (0.9mm, 1.2mm)	1/4" - 1" mm - 26mm	1/8" - 1" 3mm - 26mm	0.3	6
P1434	Quick Switch Retaining Ring Pliers - Includes 5 pairs of color-coded interchangeable tips and Allen wrench in handy pouch. Tip sizes: Straight- .036", .047", .070" (0.9mm, 1.2mm, 1.8mm) Bent 90° - .036", .047" (0.9mm, 1.2mm)	3/8" - 2" 10mm - 51mm	1/4" - 2" 7mm - 51mm	0.6	6
P75	Quick Switch Ratcheting Plier - Includes 6 pairs of color-coded interchangeable tips and Allen wrench in handy pouch. Tip sizes: Bent 15°- .090", 1.08", .120" (2.3mm, 2.7mm, 3.0mm) Bent 90° - .090", .108", .120" (2.3mm, 2.7mm, 3.0mm).	1 1/16" - 4" 46mm - 102mm	1 1/2" - 4" 32mm - 102mm	1.18	6
P87	Retaining Ring Tool - Includes 6 pairs of color-coded interchangeable tips and Allen wrench in handy pouch. Tip sizes: Bent 20°- .120", .150", .180" (3.0mm, 3.8mm, 4.6mm) Bent 90° - .120", .150", .180" (3.0mm, 2.8mm, 4.6mm).	3/8" - 7" 90mm - 175mm	3/8" - 7" 90mm - 175mm	3.05	6
Snap Ring Plier Sets					
PL1450K	2 Piece Snap Ring Plier Set w/ Molded Foam Tray Includes P1421 & P1434			0.0	1
PL1465K	3 Piece Snap Ring Plier Set w/ Plastic Box Includes P1421, P1434 & P75			0.0	1

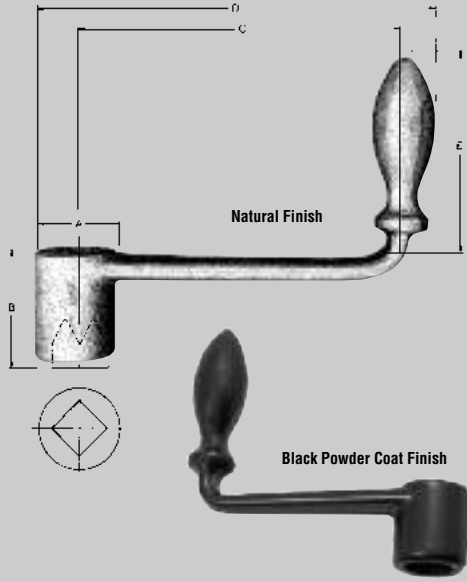


Tip Kits			
Part No.	Description	Wt. Ea. Lbs.	Std. Pkg. Qty.
P12K	Tip Kit for P1221 & P1421		
P14K	Tip Kit for P1234 & PP1434		
P651590K	Tip Kit for P65 & P75		
P8720K	Tip Kit 20° for P87		
P8790K	Tip Kit 90° for P87		



Broached Crank Handles

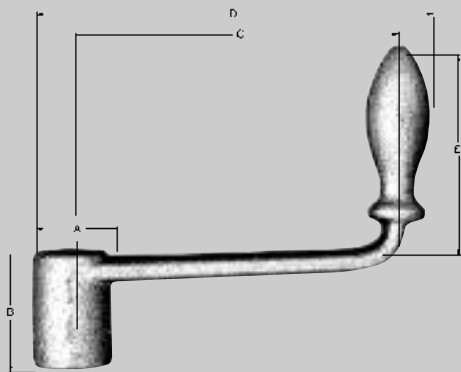
Square Broached Openings, with Counterbore in Free End of Hub. Special Bends, Offsets, and Broached Openings Also Available.



Stock Square Bore	Hub		Length		Height Handle Above Arm	Wt. Ea. Lbs.	Black Powder Coat Finish	Natural Finish	Std. Pkg. Qty.
	Dia.	Length	Center Hub to Center Handle	Overall			Part No.	Part No.	
	A	B	C	D	E				
1/2	1	1 1/2	1 3/4	2 5/8	2 3/4	.46	CH00BC	CH00B	1
1/2	1	1 1/4	2 1/2	3 3/8	2 1/2	.53	CH0BC	CH0B	1
9/16	1 1/4	1 1/2	3	4	2 3/4	.83	CH1BC	CH1B	1
1/2	1 1/8	1 3/8	3 1/2	4 1/2	2 7/8	.74	CH2BC	CH2B	1
9/16	1 1/4	1 3/8	4	5 1/2	3 3/8	1.0	CH4BC	CH4B	1
5/8	1 1/4	1 13/16	5	6 1/8	3 3/8	1.3	CH6BC	CH6B	1
11/16	1 1/4	1 13/16	6	7 1/8	3 3/8	1.4	CH8BC	CH8B	1
3/4	1 3/8	2 1/8	7	8 1/4	3 3/8	1.6	CH10BC	CH10B	1
7/8	1 1/2	2 1/8	8	9 3/8	3 3/8	2.3	CH12BC	CH12B	1
7/8	1 1/2	2 1/2	9 1/8	10 1/2	3 3/4	2.7	CH14BC	CH14B	1
1	1 3/4	3	10	11 1/2	4	3.6	CH16BC	CH16B	1

Unfinished Crank Handles

Unfinished Cranks are Plain Forgings Without a Hole in the Hub.



Max Square Bore	Hub		Length		Height Handle Above Arm	Wt. Ea. Lbs.	Natural Finish	Std. Pkg. Qty.
	Dia.	Length	Center Hub to Center Handle	Overall			Part No.	
	A	B	C	D	E			
5/8	1	1 1/2	1 3/4	2 5/8	2 3/4	.46	CH00U	1
5/8	1	1 1/4	2 1/2	3 3/8	2 1/2	.53	CH0U	1
13/16	1 1/4	1 1/2	3	4	2 3/4	.83	CH1U	1
5/8	1 1/8	1 3/8	3 1/2	4 1/2	2 7/8	.74	CH2U	1
13/16	1 1/4	1 3/8	4	5 1/2	3 3/8	1.0	CH4U	1
13/16	1 1/4	1 13/16	5	6 1/8	3 3/8	1.3	CH6U	1
13/16	1 1/4	1 13/16	6	7 1/8	3 3/8	1.4	CH8U	1
7/8	1 3/8	2 1/8	7	8 1/4	3 3/8	1.6	CH10U	1
1	1 1/2	2 1/8	8	9 3/8	3 3/8	2.3	CH12U	1
1	1 1/2	2 1/2	9 1/8	10 1/2	3 3/4	2.7	CH14U	1
1 1/8	1 3/4	3	10	11 1/2	4	3.6	CH16U	1

C-Clamps Eye Bolts Pry Bars



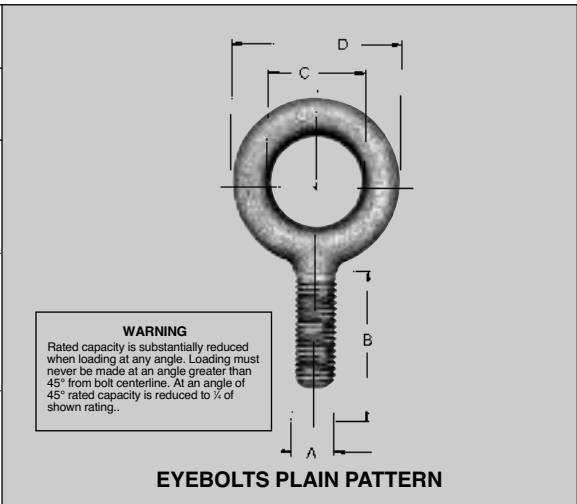
Extra Deep Throat, Copper Plated Fatigue Proof Spindles, Permanent Type Pads.

Inch Capacity	Throat Depth	Spindle Diameter	Minimum Proof Test	Weight Each-Lbs.	Part Number	Std. Pkg. Qty.
0-2	2	1/2	3500 lbs.	1.4	CC402	1
0-3	2 3/8	1/2	3500 lbs.	2.2	CC403	1
0-4	2 3/4	3/4	6500 lbs.	3.4	CC404	1
0-6	3 3/8	3/4	6900 lbs.	5.0	CC406	1
0-8	4 1/2	3/4	6900 lbs.	7.8	CC408	1
0-10	5 3/8	3/4	8000 lbs.	11.0	CC410	1
0-12	5 3/4	7/8	9500 lbs.	15.8	CC412	1



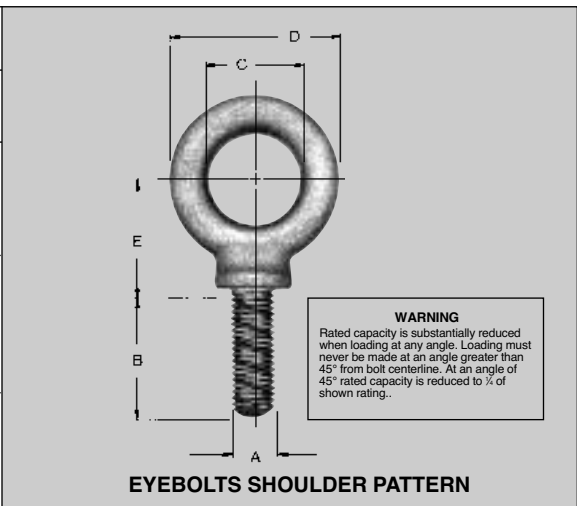
Shot Blasted Finish Meets ANSI B18.15-1985

A	Threads/Inch	B	Eye		*Rated Capacity	Weight Each-Lbs.	Part Number	Std. Pkg. Qty.
			C	D				
1/4	20	1	3/4	1 1/8	500	.06	EB1	1
5/16	18	1 1/8	7/8	1 1/8	900	.10	EB2	1
3/8	16	1 1/4	1	1 1/8	1300	.15	EB3	1
7/16	14	1 3/8	1 1/8	1 3/8	1800	.21	EB4	1
1/2	13	1 1/2	1 3/8	2 1/8	2400	.30	EB5	1
5/8	12	1 3/4	1 3/4	2 1/4	3000	.55	EB6	1
3/4	11	1 3/4	1 3/4	2 3/8	4000	.61	EB7	1
7/8	10	2	1 1/2	2 3/8	5000	.98	EB8	1
1	9	2 1/4	1 3/4	3 1/8	7000	1.53	EB9	1
1 1/8	8	2 1/2	1 3/4	3 3/8	9000	2.06	EB10	1
1 1/4	7	2 3/4	2	4	12000	2.90	EB11	1
1 1/2	7	3	2 3/8	4 3/8	15000	4.11	EB12	1
1 3/4	6	3 1/2	2 1/2	5 3/8	21000	6.73	EB14	1



Shot Blasted Finish Meets ANSI B18.15-1985

A	Threads/Inch	B	Eye		E	*Rated Cpty.-Lbs.	Weight Each-Lbs.	Part Number	Std. Pkg. Qty.
			C	D					
1/4	20	1	3/4	1 1/8	1 1/8	500	.06	EB21	1
5/16	18	1 1/8	7/8	1 1/8	7/8	900	.11	EB22	1
3/8	16	1 1/4	1	1 1/8	1 1/8	1300	.18	EB23	1
7/16	14	1 3/8	1 1/8	1 3/8	1 3/8	1800	.23	EB24	1
1/2	13	1 1/2	1 3/8	2 1/8	1 3/8	2400	.35	EB25	1
5/8	12	1 3/4	1 3/4	2 1/4	1 1/2	3000	.47	EB26	1
3/4	11	1 3/4	1 3/4	2 3/8	1 5/8	4000	.70	EB27	1
7/8	10	2	1 1/2	2 3/8	1 7/8	5000	1.10	EB28	1
1	9	2 1/4	1 3/4	3 1/8	2 1/8	7000	1.70	EB29	1
1 1/8	8	2 1/2	1 3/4	3 3/8	2 3/8	9000	2.36	EB30	1
1 1/4	7	2 3/4	2	4 1/8	2 3/8	12000	3.41	EB31	1
1 1/2	7	3	2 3/8	4 3/8	2 7/8	15000	4.68	EB32	1
1 3/4	6	3 1/2	2 1/2	5 3/8	3 3/8	21000	7.77	EB34	1



Pinch or Pry Bar

Die Bar — Pry Bar

Size	Length	Wt. Ea. Lbs.	Bright Zinc	Industrial Black	Std. Pkg. Qty.	Size	Length	Wt. Ea. Lbs.	Chrome	Industrial Black	Std. Pkg. Qty.
			Part No.	Part No.					Part No.	Part No.	
5/8	16	1.3	196C	196	1	1/2	12	.70	192C	192	1
3/4	24	3.0	197C	197	1	1/2	15	.87	193C	193	1
7/8	30	5.25	198C	198	1	5/8	18	1.6	194C	194	1











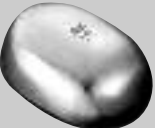
Only *Martin* Provides This Added Warranty —
If a Hammer Head Should Loosen at Any Time, Return
It for Handle Replacement or a New Hammer.

Type	Image	Description	Body Hammers Part No.		Std. Pkg. Qty.
			Wood Handles	Fiberglass Handles	
DINGING HAMMER		For fender and high-crowned panel dinging or bumping. Both high and low-crown faces for "on or off dolly" work. Faces, 1¼" and 1½". Round heads, 6" overall. Weight 1.04 lbs.	150G	150FG	6
DINGING HAMMER		For light dinging and long reach. Square face permits dinging close to moulding or beading. Faces, 1¼" round, 1½" square head 6" overall. Weight .85 lbs.	151G	—	6
HIGH CROWN CROSS PEEN HAMMER		Two high-crowned faces for concave surfaces on doors, rear quarter panels, fenders and hoods. Faces 1½", 6" overall. Weight 1.02 lbs.	152G	—	6
CROSS CHISEL HAMMER		Excellent for finishing. Cross peen used for working in sharp corners around mouldings and for caulking. Round face — 1⅞" diameter. Chisel — 3" long. Weight .87 lbs.	153G	153FG	6
CURVED CROSS CHISEL HAMMER		Excellent for finishing. Cross peen used for working in sharp corners around mouldings and for caulking. Well balanced curved chisel for work in close places. Round face — 1⅞" diameter. Chisel — 3" long. Weight .85 lbs.	153GB	153FGB	6
CROSS CHISEL SHRINKING HAMMER		Cross grooved. Extra wide faces are cross grooved and used for shrinkage on large surfaces — chisel end used on sharp corners. Flat round face — 1⅞" diameter. Chisel — 3" long. Weight .87 lbs.	153S	—	6
VERTICAL CHISEL HAMMER		Excellent for finishing. Cross peen used for working in sharp corners around mouldings and for caulking. Vertical chisel end used on sharp corners. Round face — 1½" diameter. ⅝" Chisel — 5½" long. Weight .85 lbs.	154G	154FG	6
VERTICAL CHISEL SHRINKING HAMMER		Cross grooved. Extra wide faces are cross grooved and used for shrinkage on large surfaces — vertical chisel end used on sharp corners. Round face — 1½" diameter. Chisel — 5½" long. Weight .87 lbs.	154S	154SFG	6
FENDER BUMPER		For bumping where hand and dolly cannot reach. Ample clearance for obstructions. Also used as a caulking iron. Length of head, 8¾". Weight 2.8 lbs.	155G	155FG	4
PICK HAMMER		Long-reach, thin point for low spot on low-crown panels. Reaches over inner obstructions. One high-crown face. Face, 1¼" round point, ½" radius. Length of pointed end, 5½". Weight .91 lbs.	156G	156FG	6
CURVED PICK HAMMER		Like 156G except pick end is bent in arc of normal blow. Reaches behind reinforcements to difficult spots. Face, 1¼" round point, ½" radius. Length of pointed end, 5½". Weight .86 lbs.	156GB	—	6

Body Hammers











Only *Martin* Provides This Added Warranty —
If a Hammer Head Should Loosen at Any Time, Return
It for Handle Replacement or a New Hammer.

Type		Description	Body Hammers Part No.		Std. Pkg. Qty.
			Wood Handles	Fiberglass Handles	
GENERAL PURPOSE PICK HAMMER		Medium size point and reach for general work. Low crown strawberry point for perfect balance. Face, 1¹/₁₆" round point, 3¹/₂" radius. Length of pick end, 3³/₄". Weight .91 lbs.	158G	158FG	6
ROUND POINT FINISHING HAMMER		Blunt point — long reach. For low spots on high crown panels and other work with long reach. Will not pick holes in the metal. Round face — 1¹/₁₆" diameter. Blunt point 3" long. Weight .81 lbs.	158GM	158FGM	6
SHARP POINT FINISHING HAMMER		Sharp point — long reach. For low spots on high crown panels and other work with long reach. Round face — 1¹/₁₆" diameter. Sharp point 3" long. Weight .79 lbs.	158GMS	—	6
HEAVY DUTY BUMPING HAMMER		For heavy gauge truck fenders and panels. Also used in straightening reinforcements, braces, etc. Faces, 1¹/₄" round and 1¹/₁₆" square head, 4" overall. Weight 1.1 lbs.	160G	160FG	6
DINGING HAMMER		Short-reach, lightweight. One low-crown, square face. Lightest dinging hammer in line. Faces, 1¹/₄" round and 1¹/₁₆" square. Head, 4" overall. Weight .83 lbs.	161G	161FG	6
SHRINKING HAMMER		For work in close quarters. Expertly machined serrations on the round face. Plain square face, 1¹/₄" round serrated face, 1¹/₄" diameter. 4" overall. Weight .78 lbs.	162G	162FG	6
UTILITY PICK HAMMER		Blunt point, short reach. For low spots in high-crown panels and other work with small clearance. Face, 1¹/₁₆" round point, 3¹/₂" radius. Length of pointed end, 2" head, 4" overall. Weight .75 lbs.	164G	164FG	6
PICK HAMMER		Lightweight. Provides stubby pick point and high-crown peen-type faces. Will ding out small dents in high fins. No need to remove panels. Long reach, 18" handle. Weight 5 oz.	165G	—	6
PICK HAMMER		Lightweight. Provides stubby pick point and high-crown peen-type faces. Will ding out small dents in high fins. No need to remove panels. 12" handle. Weight 4 oz.	166G	—	6
CROSS PEEN FINISHING HAMMER		Used to bump odd fender or bumper contours. Round face — 1¹/₁₆" diameter peen end 3¹/₁₆ x 7¹/₈". 5" overall head length. 12" handle. Weight .91 lbs.	168G	168FG	6
HIGH CROWN CROSS PEEN FINISHING HAMMER		Ideal for forming radiuses, contours and curves-restoration, bike tanks. High Crown face — 1¹/₁₆" diameter. 2¹/₄" radius. Peen end 3¹/₁₆" x 1". 5" overall head length. 12" handle. Weight 1.0 lbs.	168HC	168HCFG	6
LARGE FACE PICK FINISHING HAMMER		For finishing and caulking. Round face — 1¹/₄" diameter. 4¹/₂" overall head length. 13" handle. Weight 1.0 lbs.	169G	169FG	6
DOOR SKIN HAMMER		Rectangular heads fit in door flanges. Bent Head - medium crown - starts door skin fold. Straight head - high crown - for finishing. 7" overall length. Weight .94 lbs.	170G	170FG	6

Type		Description	Part No.	Std. Pkg. Qty.
LIGHT WEIGHT TOE DOLLY		Designed for flat surfaces. All the features of a toe dolly. Sizes 4$\frac{3}{4}$" x 2$\frac{1}{4}$" x $\frac{1}{16}$". Weight 1.8 lbs.	1057	1
TOE DOLLY		Thinness and length provide easy accessibility to narrow pockets. Large, flat face is frequently used in shrinking and dinging flat panels. The flat sides furnish a convenient anvil for repairing flanges. Sizes 4$\frac{3}{4}$" x 2$\frac{3}{8}$" x 1$\frac{1}{8}$". Weight 3.0 lbs.	1058	1
SHRINKING DOLLY (SERRATED)		Shaped like a toe dolly but has one face covered with raised serrations for shrinking metal stretched by dents. Weight 3.4 lbs.	1058S	1
HEEL DOLLY		Design makes it possible to reach easily into sharp corners and wide radii. These features are exclusive to the Heel Dolly and continue its high demand. Sizes 3$\frac{1}{4}$" x 2$\frac{1}{2}$" x 1$\frac{7}{16}$". Weight 2.7 lbs.	1059	1
GENERAL PURPOSE DOLLY		Provides convenient and comfortable hand hold during heaviest blows. Weight, balance and several differently crowned working faces, together with two beading and flange lips, give this dolly broad general use. Sizes 2$\frac{7}{8}$" x 2$\frac{3}{8}$" x 2$\frac{1}{4}$". Weight 3 lbs.	1060	1
UTILITY DOLLY		High-crown dolly with one narrow beading edge. Thick rounded sides are useful in short radii curves. Wide application of uses in high-crown portions of hoods, fenders and body panels. Sizes 3$\frac{3}{8}$" x 3" x 1$\frac{5}{8}$". Weight 2.9 lbs.	1061	1
EGG SHAPED DOLLY		This unique shape with high crown design is a very popular shape, with many different curves and angles. Sizes 1$\frac{5}{8}$" x 2$\frac{1}{2}$" x 3$\frac{3}{4}$". Weight 3.1 lbs.	1064	1
WEDGE DOLLY		Long, slender general purpose dolly. Widely favored by many body repair men for all-around use. The long, thin lip is very useful in working behind reinforcements. Sizes 5$\frac{3}{4}$" x 2$\frac{3}{8}$" x 2$\frac{3}{16}$". Weight 4 lbs.	1067	1
LIGHT WEIGHT WEDGE DOLLY		Short, slender general purpose Dolly. Good hand grip. Also used for beads or flanges on fenders. Thin edge is useful for corners and beading. Flat side works under long curve of fender Size 2$\frac{7}{16}$" x 2$\frac{1}{2}$" x 4$\frac{7}{16}$". Weight 2.7 lbs.	1065	1
"CHAMPION" HEAVYWEIGHT DOLLY		Heavy duty, general purpose fender dolly. A necessity on heavy gauge fenders which resist the blows of lighter dollies. Brings out the toughest damage. Seats comfortably in the hand and protects fingers from a swinging blow. Sizes 3$\frac{3}{8}$" x 3$\frac{3}{8}$" x 2$\frac{1}{16}$". Weight 4.6 lbs.	1070	1
LOW CROWN DOLLY		Specially designed for use on low-crown panels where medium and high-crown dollies would stretch the metal. Angle between the sides and large face is less than 90°, which permits this dolly to reach into the corner of a flanged edge. Size 3$\frac{7}{8}$" x 2$\frac{3}{4}$" x 1$\frac{5}{8}$". Weight 3.3 lbs.	1068	1

Body and Fender Repair Tools






Body Spoons

Type		Description	Part No.	Std. Pkg. Qty.
LIGHT DINGING SPOON		To ding ridges smooth and level. When held against ridge and struck with hammer, spreads blow over large area making smooth job and preventing damage to metal or finish. Not made for prying. Length 10" overall. Face 2" x 4⁵/₁₆". Weight .50 lbs.	1036	6
COMBINATION SPOON		General purpose fender spoon. Used as dolly behind brackets, inner panels and similar places. Handle offset to give balance when dinging and for long reach. Has high-crown working surface. Face 1¹/₄" x 5¹/₂". Handle 1" octagon 4³/₄" long. Weight 3.0 lbs.	1050	4
SPOON DOLLY		Long handle permits many uses in places otherwise inaccessible. Can be driven between reinforcements and outer panel, then used to pry outward as the metal is dinged. Excellent forming and caulking tool for the deep pockets of doors, quarter-panels, rear fenders and lower trunk panels. Size 2¹/₂" x 1" x 3". Weight 4.2 lbs.	1052	1
LONG CURVED SPOON		Long, thin, curved blade is handy for prying up dents behind curved reinforcements in header panels, hinge anchors in doors, body pillars and reinforcements in hoods and radiator shells. Length 10¹/₂" overall. Face 2" x 7". Weight 1.5 lbs.	1054	6
WING-DING SPOON DOLLY		The answer to repair problems on high fins. A dolly, a spoon, a pry. Long handle and special contours for working up inside cramped fins. Wide spoon transmits hammer blows over wide area without damaging finish. 1" handle diameter, 19" overall length. Weight 4.5 lbs.	1056	1
HEAVY DUTY DRIVING AND FENDER BENDING TOOL		Useful for restoration of turned under, non-wired flanged edges. Also handy for alignment of inner construction and flanges on alligator hoods. Heavy formed striking pads. Length 14¹/₂". Weight 3.2 lbs.	1091	1
CAULKING IRON		Excellent precision made wire caulking iron. Polished working surfaces are rounded for use on inside moldings. Face 1¹/₄" x 1". Overall length 11". Weight 1.4 lbs.	1096C	6
SURFACING SPOON		Excellent spoon for fender spring hammering, finishing and shaping. Curve gets behind inner construction between panels that are close for removal of dents. Molds panels. Blade fully polished. 9" Blade Length. 2¹/₄" Width. Overall Length 15¹/₈". Weight 2.5 lbs.	1024	1
MEDIUM CROWN SPOON		Long slender shape just like the 1024 surfacing spoon. Inside with medium crown, for high ridges or prying. For slapping and surface finishing on fenders, panels and trunk lids. Blade fully polished. 9" Blade Length. 2¹/₄" Width. Overall Length 14¹/₈". Weight 1.5 lbs.	1026	1
HEAVY DUTY DOUBLE END S-SPOON		General purpose fender and frame spoon. Designed to provide further reach on panels and behind reinforcements. Prying, heavy duty design for use on SUV frames. 12³/₁₆" Length. 1¹/₂" x 5¹/₄" Face. Weight 3.0 lbs.	1044	1

Type		Description	Part No.	Std. Pkg. Qty.
MEDIUM CURVED PICK		Medium length. Curved and pointed. Use twisting or prying action. Length 26½" . Weight 2.2 lbs.	1106	1
LONG CURVED PICK		Long length. Curved and pointed. Use twisting or prying action. Length 31" . Weight 2.5 lbs.	1107	1
LONG CHISEL BIT PICK		Heavy duty. Employ twisting action. Chisel bit 1" . Length 20" . Weight 1.9 lbs.	1109	1
SHORT CURVED PICK		Extremely short length. Curved and pointed. Use twisting or prying action. Length 12" . Weight .5 lbs.	1110	1
MEDIUM SHORT CURVED PICK		Short length. Curved and pointed. Use twisting or prying action. Length 18" . Weight .7 lbs.	1111	1
LIGHT CHISEL BIT PICK		Light duty. Employ twisting action. Chisel bit 1½" . Length 16" . Weight .7 lbs.	1112	1
LIGHT CHISEL BIT PICK SET		Body Pick Chisel set includes: 12" Pick , 18" Pic , 16" Pick . Weight 1.9 lbs.	1000PK	1

Body and Fender Repair Tools

Miscellaneous Tools

Type		Description	Part No.	Std. Pkg. Qty.
ADJUSTABLE AND FLEXIBLE FILE HOLDERS		Permits use of files to 14". Handle adjustable for both right and left hand use for working close to offset or panels. Permit flexing either way to maximum point of safety against breakage. Weight 1.7 lbs.	1150	1
STANDARD 14" BODY FILE		Vixen milled, curved tooth. Plain blade. Flexible, standard cut, 8 tooth. 14" long. Weight .66 lbs.	1158F	5
STRAIGHT SHELL BODY FILE		Vixen milled, curved tooth. Plain blade. Half round shell, 8 tooth. Concave for shallow concave work. 14" long. Weight .66 lbs.	1163F	5
BODY DENT PULLER TOOL		Slide hammer activated. This tool provides a remarkably simple and easy method of removing a dent in a door or panel. Merely punch or drill a hole in the deepest part of the damage and insert a self-threading screw or hook. A few light impacts with the slide hammer will return the metal to original position. Shaft is 1/2" x 13" with locking device to keep screw from turning. Cadmium and black oxide rust-proof finish. Weight 3.9 lbs.	DP38	1
THE KEY TO METAL BUMPING		This book, entitled "The Key to Metal Bumping," is an excellent instruction manual and guide for every body man or student. It provides authoritative reference for techniques and methods for all phases of body and fender work. Its 126 pages cover most approaches to body repair problems. Visual assistance is rendered by more than 100 illustrations. It includes explanations of many time-saving short-cut methods to make the job easier and better. Among other features is a glossary of terms used in the trade. This is the third edition. The first was published in the late thirties and over the years has enjoyed widespread acceptance and usage as a guide and text by many public, private and trade schools. It is a perfect "tool of the trade" for the student and journeyman alike.	BFB	1

Body and Fender Repair Tool Sets











PART NO.	659 K	10 TOOLS
153G.....	Cross Chisel Straight Hammer	
158G.....	General Purpose Pick Hammer	
160G.....	Heavy Duty Bumping Hammer	
164G.....	Utility Pick Hammer	
1058.....	Toe Dolly Block	
1059.....	Heel Dolly Block	
1060.....	General Purpose Dolly Block	
1036.....	Light Dinging Spoon	
1150.....	Adjustable File Holder	
1158F.....	Body File Standard 14"	
BFB.....	Instruction Manual	
BX18.....	Tool Box	

PART NO.	691 K	15 TOOLS
153G.....	Cross Chisel Straight Hammer	
156G.....	Pick Hammer	
158G.....	General Purpose Pick Hammer	
160G.....	Heavy Duty Bumping Hammer	
161G.....	Dinging Hammer	
164G.....	Utility Pick Hammer	
1058.....	Toe Dolly Block	
1059.....	Heel Dolly Block	
1060.....	General Purpose Dolly Block	
1036.....	Light Dinging Spoon	
1052.....	Spoon Dolly	
1050.....	Combination Spoon	
1150.....	Adjustable File Holder	
1158F.....	Body File Standard 14"	
162G.....	Shrinking Hammer	
BFB.....	Instruction Manual	
BX18.....	Tool Box	

PART NO.	692 K	25 TOOLS
150G.....	Dinging Hammer	
153G.....	Cross Chisel Straight Hammer	
153GB.....	Cross Chisel Curved Hammer	
155G.....	Fender Bumper	
156G.....	Pick Hammer	
156GB.....	Curved Pick Hammer	
158G.....	General Purpose Pick Hammer	
160G.....	Heavy Duty Bumping Hammer	
161G.....	Dinging Hammer	
162G.....	Shrinking Hammer	
164G.....	Utility Pick Hammer	
168G.....	Cross Peen Finishing Hammer	
169G.....	Large Face Pick Finishing Hammer	
1036.....	Light Dinging Spoon	
1050.....	Combination Spoon	
1052.....	Spoon Dolly	
1054.....	Long Curved Spoon	
1058.....	Toe Dolly Block	
1059.....	Heel Dolly Block	
1060.....	General Purpose Dolly Block	
1061.....	Utility Dolly Block	
1068.....	Low Crown Dolly Block	
1091.....	Heavy Duty Driving Spoon	
1150.....	Adjustable File Holder	
1158F.....	Body File Standard 14"	
BFB.....	Instruction Manual	
BX17.....	Tool Box	


Body and Fender Repair Tools Tool Sets



<p style="text-align: center;">4 TOOLS</p>  	<table border="1" style="width: 100%; border-collapse: collapse;"> <thead> <tr> <th style="text-align: left;">Part No.</th> <th style="text-align: left;">644K</th> <th style="text-align: left;">WOOD HANDLES</th> </tr> </thead> <tbody> <tr> <td>158G</td> <td>General Purpose Pick Hammer</td> <td></td> </tr> <tr> <td>153GB</td> <td>Cross Chisel Curved Hammer</td> <td></td> </tr> <tr> <td>1036</td> <td>Light Dinging Spoon</td> <td></td> </tr> <tr> <td>1058</td> <td>Toe Dolly Block</td> <td></td> </tr> </tbody> </table>	Part No.	644K	WOOD HANDLES	158G	General Purpose Pick Hammer		153GB	Cross Chisel Curved Hammer		1036	Light Dinging Spoon		1058	Toe Dolly Block																
Part No.	644K	WOOD HANDLES																													
158G	General Purpose Pick Hammer																														
153GB	Cross Chisel Curved Hammer																														
1036	Light Dinging Spoon																														
1058	Toe Dolly Block																														
<p style="text-align: center;">7 TOOLS</p>  	<table border="1" style="width: 100%; border-collapse: collapse;"> <thead> <tr> <th style="text-align: left;">Part No.</th> <th style="text-align: left;">647K</th> <th style="text-align: left;">WOOD HANDLES</th> </tr> </thead> <tbody> <tr> <td>153GB</td> <td>Cross Chisel Curved Hammer</td> <td>1058 Toe Dolly Block</td> </tr> <tr> <td>162G</td> <td>Shrinking Hammer</td> <td>1059 Heel Dolly Block</td> </tr> <tr> <td>164G</td> <td>Utility Pick Hammer</td> <td>1060 General Purpose Dolly Block</td> </tr> <tr> <td>1036</td> <td>Light Dinging Spoon</td> <td></td> </tr> </tbody> </table> <table border="1" style="width: 100%; border-collapse: collapse;"> <thead> <tr> <th style="text-align: left;">Part No.</th> <th style="text-align: left;">647KFG</th> <th style="text-align: left;">FIBERGLASS HANDLES</th> </tr> </thead> <tbody> <tr> <td>158FG</td> <td>General Purpose Pick Hammer</td> <td></td> </tr> <tr> <td>153FGB</td> <td>Cross Chisel Curved Hammer</td> <td></td> </tr> <tr> <td>1036</td> <td>Light Dinging Spoon</td> <td></td> </tr> <tr> <td>1058</td> <td>Toe Dolly Block</td> <td></td> </tr> </tbody> </table>	Part No.	647K	WOOD HANDLES	153GB	Cross Chisel Curved Hammer	1058 Toe Dolly Block	162G	Shrinking Hammer	1059 Heel Dolly Block	164G	Utility Pick Hammer	1060 General Purpose Dolly Block	1036	Light Dinging Spoon		Part No.	647KFG	FIBERGLASS HANDLES	158FG	General Purpose Pick Hammer		153FGB	Cross Chisel Curved Hammer		1036	Light Dinging Spoon		1058	Toe Dolly Block	
Part No.	647K	WOOD HANDLES																													
153GB	Cross Chisel Curved Hammer	1058 Toe Dolly Block																													
162G	Shrinking Hammer	1059 Heel Dolly Block																													
164G	Utility Pick Hammer	1060 General Purpose Dolly Block																													
1036	Light Dinging Spoon																														
Part No.	647KFG	FIBERGLASS HANDLES																													
158FG	General Purpose Pick Hammer																														
153FGB	Cross Chisel Curved Hammer																														
1036	Light Dinging Spoon																														
1058	Toe Dolly Block																														
<p style="text-align: center;">4 TOOLS</p>  	<table border="1" style="width: 100%; border-collapse: collapse;"> <thead> <tr> <th style="text-align: left;">Part No.</th> <th style="text-align: left;">694K</th> <th style="text-align: left;">WOOD HANDLES</th> </tr> </thead> <tbody> <tr> <td>158G</td> <td>General Purpose Pick Hammer</td> <td></td> </tr> <tr> <td>153GB</td> <td>Cross Chisel Curved Hammer</td> <td></td> </tr> <tr> <td>164G</td> <td>Utility Pick Hammer</td> <td></td> </tr> <tr> <td>170G</td> <td>Door Skin Hammer</td> <td></td> </tr> </tbody> </table>	Part No.	694K	WOOD HANDLES	158G	General Purpose Pick Hammer		153GB	Cross Chisel Curved Hammer		164G	Utility Pick Hammer		170G	Door Skin Hammer																
Part No.	694K	WOOD HANDLES																													
158G	General Purpose Pick Hammer																														
153GB	Cross Chisel Curved Hammer																														
164G	Utility Pick Hammer																														
170G	Door Skin Hammer																														
 	<table border="1" style="width: 100%; border-collapse: collapse;"> <thead> <tr> <th style="text-align: left;">Part No.</th> <th style="text-align: left;">694KFG</th> <th style="text-align: left;">FIBERGLASS HANDLES</th> </tr> </thead> <tbody> <tr> <td>158FG</td> <td>General Purpose Pick Hammer</td> <td></td> </tr> <tr> <td>153FGB</td> <td>Cross Chisel Curved Hammer</td> <td></td> </tr> <tr> <td>164FG</td> <td>Utility Pick Hammer</td> <td></td> </tr> <tr> <td>170FG</td> <td>Door Skin Hammer</td> <td></td> </tr> </tbody> </table>	Part No.	694KFG	FIBERGLASS HANDLES	158FG	General Purpose Pick Hammer		153FGB	Cross Chisel Curved Hammer		164FG	Utility Pick Hammer		170FG	Door Skin Hammer																
Part No.	694KFG	FIBERGLASS HANDLES																													
158FG	General Purpose Pick Hammer																														
153FGB	Cross Chisel Curved Hammer																														
164FG	Utility Pick Hammer																														
170FG	Door Skin Hammer																														
 	<table border="1" style="width: 100%; border-collapse: collapse;"> <thead> <tr> <th style="text-align: left;">Part No.</th> <th style="text-align: left;">645K</th> </tr> </thead> <tbody> <tr> <td>1059</td> <td>Heel Dolly</td> </tr> <tr> <td>1060</td> <td>General Purpose Dolly</td> </tr> <tr> <td>1036</td> <td>Light Dinging Spoon</td> </tr> <tr> <td>1057</td> <td>Light Weight Toe Dolly</td> </tr> </tbody> </table>	Part No.	645K	1059	Heel Dolly	1060	General Purpose Dolly	1036	Light Dinging Spoon	1057	Light Weight Toe Dolly																				
Part No.	645K																														
1059	Heel Dolly																														
1060	General Purpose Dolly																														
1036	Light Dinging Spoon																														
1057	Light Weight Toe Dolly																														


Combination Wrenches

BD1		QTY.
1158	1/4 Combination Wrench	1
1159	5/16 Combination Wrench	1
1159A	11/32 Combination Wrench	1
1160	3/8 Combination Wrench	1
1161	7/16 Combination Wrench	1
1162	1/2 Combination Wrench	1
1163	9/16 Combination Wrench	1
1164	5/8 Combination Wrench	1
1165	11/16 Combination Wrench	1
1166	3/4 Combination Wrench	1
1167A	13/16 Combination Wrench	1
1167	7/8 Combination Wrench	1
1168	15/16 Combination Wrench	1
1170	1 Combination Wrench	1
1171	1 1/16 Combination Wrench	1
1172	1 1/8 Combination Wrench	1
1173	1 1/4 Combination Wrench	1
1174	1 5/16 Combination Wrench	1
1175	1 3/8 Combination Wrench	1
1176	1 7/16 Combination Wrench	1



Combination Wrenches - Metric

BD2		QTY.
1106MM	6 MM Combination Wrench	1
1107MM	7 MM Combination Wrench	1
1108MM	8 MM Combination Wrench	1
1109MM	9 MM Combination Wrench	1
1110MM	10 MM Combination Wrench	1
1111MM	11 MM Combination Wrench	1
1112MM	12 MM Combination Wrench	1
1113MM	13 MM Combination Wrench	1
1114MM	14 MM Combination Wrench	1
1115MM	15 MM Combination Wrench	1
1116MM	16 MM Combination Wrench	1
1117MM	17 MM Combination Wrench	1
1118MM	18 MM Combination Wrench	1
1119MM	19 MM Combination Wrench	1
1120MM	20 MM Combination Wrench	1
1121MM	21 MM Combination Wrench	1
1122MM	22 MM Combination Wrench	1
1123MM	23 MM Combination Wrench	1
1124MM	24 MM Combination Wrench	1
1125MM	25 MM Combination Wrench	1
1126MM	26 MM Combination Wrench	1
1127MM	27 MM Combination Wrench	1
1128MM	28 MM Combination Wrench	1
1129MM	29 MM Combination Wrench	1
1130MM	30 MM Combination Wrench	1
1132MM	32 MM Combination Wrench	1
1134MM	34 MM Combination Wrench	1



Hydraulic Wrenches



BD3		QTY.
3710A	11/32x11/32 Hydraulic Wrench	1
3710	3/8x3/8 Hydraulic Wrench	1
3711	7/16x7/16 Hydraulic Wrench	1
3712	1/2x1/2 Hydraulic Wrench	1
3713	9/16x9/16 Hydraulic Wrench	1
3714	5/8x5/8 Hydraulic Wrench	1
3715	11/16x11/16 Hydraulic Wrench	1
3716	3/4x3/4 Hydraulic Wrench	1
3717	13/16x13/16 Hydraulic Wrench	1
3718	7/8x7/8 Hydraulic Wrench	1
3719	15/16x15/16 Hydraulic Wrench	1
3720	1x1 Hydraulic Wrench	1
3721	1 1/16x 1 1/16 Hydraulic Wrench	1
3722	1 1/8x1 1/8 Hydraulic Wrench	1
3722A	1 3/16x1 3/16 Hydraulic Wrench	1
3723	1 1/4x1 1/4 Hydraulic Wrench	1
3724	1 3/8x1 3/8 Hydraulic Wrench	1
3725	1 7/16x1 7/16 Hydraulic Wrench	1
3726	1 1/2x 1 1/2 Hydraulic Wrench	1


Hydraulic Wrenches — Metric



BD4		QTY.
3709mm	9 mm Hydraulic Wrench	1
3710mm	10 mm Hydraulic Wrench	1
3711mm	11 mm Hydraulic Wrench	1
3712mm	12 mm Hydraulic Wrench	1
3713mm	13 mm Hydraulic Wrench	1
3714mm	14 mm Hydraulic Wrench	1
3715mm	15 mm Hydraulic Wrench	1
3716mm	16 mm Hydraulic Wrench	1
3717mm	17 mm Hydraulic Wrench	1
3718mm	18 mm Hydraulic Wrench	1
3719mm	19 mm Hydraulic Wrench	1
3720mm	20 mm Hydraulic Wrench	1
3721mm	21 mm Hydraulic Wrench	1
3722mm	22 mm Hydraulic Wrench	1
3723mm	23 mm Hydraulic Wrench	1
3724mm	24 mm Hydraulic Wrench	1
3727mm	27 mm Hydraulic Wrench	1
3730mm	30 mm Hydraulic Wrench	1
3732mm	32 mm Hydraulic Wrench	1
3734mm	34 mm Hydraulic Wrench	1
3736mm	36 mm Hydraulic Wrench	1

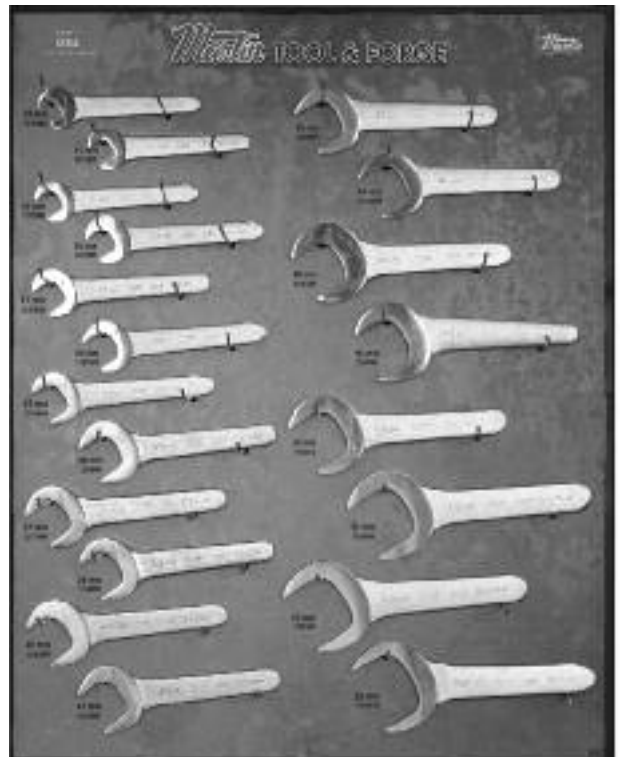
Service Wrenches

BD5		QTY.
1224	3/4 Service Wrench	1
1226	13/16 Service Wrench	1
1228	7/8 Service Wrench	1
1230	15/16 Service Wrench	1
1232	1 Service Wrench	1
1234	1 1/16 Service Wrench	1
1236	1 1/8 Service Wrench	1
1238	1 3/16 Service Wrench	1
1240	1 1/4 Service Wrench	1
1242	1 5/16 Service Wrench	1
1244	1 3/8 Service Wrench	1
1246	1 7/16 Service Wrench	1
1248	1 1/2 Service Wrench	1
1250	1 9/16 Service Wrench	1
1252	1 5/8 Service Wrench	1
1254	1 11/16 Service Wrench	1
1256	1 3/4 Service Wrench	1
1258	1 13/16 Service Wrench	1
1260	1 7/8 Service Wrench	1
1262	1 15/16 Service Wrench	1
1264	2 Service Wrench	1
1268	2 1/8 Service Wrench	1
1272	2 1/4 Service Wrench	1




Service Wrenches — Metric

BD6		QTY.
1219mm	19mm Service Wrench	1
1221mm	21 mm Service Wrench	1
1222mm	22 mm Service Wrench	1
1224mm	24 mm Service Wrench	1
1227mm	27 mm Service Wrench	1
1230mm	30 mm Service Wrench	1
1232mm	32 mm Service Wrench	1
1236mm	36 mm Service Wrench	1
1237mm	37 mm Service Wrench	1
1238mm	38 mm Service Wrench	1
1240mm	40 mm Service Wrench	1
1241mm	41 mm Service Wrench	1
1242mm	42 mm Service Wrench	1
1244mm	44 mm Service Wrench	1
1246mm	46 mm Service Wrench	1
1248mm	48 mm Service Wrench	1
1250mm	50 mm Service Wrench	1
1255mm	55 mm Service Wrench	1
1260mm	60 mm Service Wrench	1
1265mm	65 mm Service Wrench	1



Double Open End / Box Wrenches



BD7		QTY.
1020	1/4x5/16 Open End Wrench	1
1721	5/16x3/8 Open End Wrench	1
1723	3/8x7/16 Open End Wrench	1
1725	7/16x1/2 Open End Wrench	1
1725A	7/16x9/16 Open End Wrench	1
1725B	1/2x9/16 Open End Wrench	1
1727	9/16x5/8 Open End Wrench	1
1027B	5/8x11/16 Open End Wrench	1
1729	5/8x3/4 Open End Wrench	1
1731	3/4x13/16 Open End Wrench	1
1033A	7/8x15/16 Open End Wrench	1
1733	7/8x1 Open End Wrench	1
1034A	15/16x1 1/16 Open End Wrench	1
1735	1x1 1/8 Open End Wrench	1
8723	3/8x7/16 Long Box Wrench	1
8725B	1/2x9/16 Long Box Wrench	1
8729	5/8x3/4 Long Box Wrench	1
8029B	11/16x3/4 Long Box Wrench	1
8033A	7/8x15/16 Long Box Wrench	1
8033C	15/16x1 Long Box Wrench	1
8735	1x1 1/8 Long Box Wrench	1
8037	1 1/16x1 1/4 Long Box Wrench	1
8039B	1 1/4x1 7/16 Long Box Wrench	1
9721	5/16x3/8 Dbl. Offset Box Wrench	1
9723	3/8x7/16 Dbl. Offset Box Wrench	1
9725B	1/2x9/16 Dbl. Offset Box Wrench	1
9727	9/16x5/8 Dbl. Offset Box Wrench	1
9729	5/8x3/4 Dbl. Offset Box Wrench	1

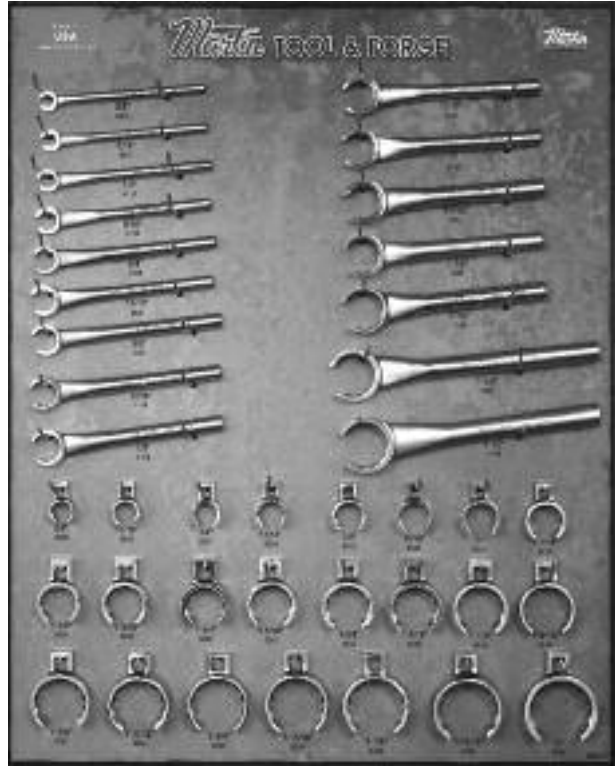
Check Nut Wrenches



BD9		QTY.
601A	7/16 CHECKNUT	1
601	1/2 CHECKNUT	1
602A	9/16 CHECKNUT	1
602	19/32 CHECKNUT	1
603A	5/8 CHECKNUT	1
603	11/16 CHECKNUT	1
604A	3/4 CHECKNUT	1
605A	13/16 CHECKNUT	1
605	7/8 CHECKNUT	1
606A	15/16 CHECKNUT	1
606B	1 CHECKNUT	1
607	1 1/16 CHECKNUT	1
607A	1 1/8 CHECKNUT	1
608	1 1/4 CHECKNUT	1
610MM	10mm CHECKNUT	1
611MM	1mm CHECKNUT	1
612MM	12mm CHECKNUT	1
613MM	13mm CHECKNUT	1
614MM	14mm CHECKNUT	1
615MM	15mm CHECKNUT	1
616MM	16mm CHECKNUT	1
617MM	17mm CHECKNUT	1
618MM	18mm CHECKNUT	1
619MM	19mm CHECKNUT	1
621MM	21mm CHECKNUT	1
622MM	22mm CHECKNUT	1
624MM	24mm CHECKNUT	1
627MM	27mm CHECKNUT	1
630MM	30mm CHECKNUT	1
632MM	32mm CHECKNUT	1

Crowfoot Wrenches

BD10		QTY.
4112	3/8 Crowfoot Wrench	1
4114	7/16 Crowfoot Wrench	1
4116	1/2 Crowfoot Wrench	1
4118	9/16 Crowfoot Wrench	1
4120	5/8 Crowfoot Wrench	1
4122	11/16 Crowfoot Wrench	1
4124	3/4 Crowfoot Wrench	1
4126	13/16 Crowfoot Wrench	1
4128	7/8 Crowfoot Wrench	1
4130	15/16 Crowfoot Wrench	1
4132	1 Crowfoot Wrench	1
4134	1 1/16 Crowfoot Wrench	1
4136	1 1/8 Crowfoot Wrench	1
4140	1 1/4 Crowfoot Wrench	1
4144	1 3/8 Crowfoot Wrench	1
4148	1 1/2 Crowfoot Wrench	1
BC20	5/8 Drive Crowfoot	1
BC22	11/16 Drive Crowfoot	1
BC24	3/4 Drive Crowfoot	1
BC26	13/16 Drive Crowfoot	1
BC28	7/8 Drive Crowfoot	1
BC30	15/16 Drive Crowfoot	1
BC32	1 Drive Crowfoot	1
BC34	1 1/16 Drive Crowfoot	1
SC36	1 1/8 Drive Crowfoot	1
SC38	1 3/16 Drive Crowfoot	1
SC40	1 1/4 Drive Crowfoot	1
SC42	1 5/16 Drive Crowfoot	1
SC44	1 3/8 Drive Crowfoot	1
SC46	1 7/16 Drive Crowfoot	1
SC50	1 9/16 Drive Crowfoot	1
SC52	1 5/8 Drive Crowfoot	1
SC54	1 11/16 Drive Crowfoot	1
SC56	1 3/4 Drive Crowfoot	1
SC58	1 13/16 Drive Crowfoot	1
SC60	1 7/8 Drive Crowfoot	1
SC62	1 15/16 Drive Crowfoot	1
SC64	2 Drive Crowfoot	1



Spanner Wrenches

BD11		QTY.
O471	3/4 to 2 Adjustable Pin Spanner	1
O471A	3/4 to 2 Adjustable Pin Spanner	1
O472	1 1/4 to 3 Adjustable Pin Spanner	1
O472A	1 1/4 to 3 Adjustable Pin Spanner	1
O474	2 to 4 3/4 Adjustable Pin Spanner	1
O474A	4 1/2 to 6 1/4 Adjustable Pin Spanner	1
471	3/4 to 2 Adjustable Hook Spanner	1
472	1 1/4 to 3 Adjustable Hook Spanner	1
474	2 to 4 3/4 Adjustable Hook Spanner	1
474A	4 1/2 to 6 1/4 Adjustable Hook Spanner	1
474B	6 1/8 to 8 3/4 Adjustable Hook Spanner	1
482	2 Adjustable Face Spanner	1
483	3 Adjustable Face Spanner	1
484	4 Adjustable Face Spanner	1



Tool Board Display



Adjustable Wrenches



BD12		QTY.
A6	6 Adjustable Wrench	1
A6T	6 Adjustable Wrench Black	1
A8	8 Adjustable Wrench	1
A8T	8 Adjustable Wrench Black	1
A10	10 Adjustable Wrench	1
A10T	10 Adjustable Wrench Black	1
A12	12 Adjustable Wrench	1
A12T	12 Adjustable Wrench Black	1
A 15	15 Adjustable Wrench	1
A15T	15 Adjustable Wrench Black	1
A18	18 Adjustable Wrench	1
A18T	18 Adjustable Wrench Black	1
89311	11 Adjustable Auto Wrench	1


Pliers



BD13		QTY.
P206	6 Diagonal Cutting	1
P208	8 Combination Slip Joint	1
P210	10 Combination Slip Joint	1
P307	7 Lineman's	1
P308	8 1/2 Lineman's	1
P309	9 1/4 New England Pattern Lineman's	1
P407	7 Tongue and Groove	1
P506	6 1/2 Long Chain Side Cutting	1
P507	8 Long Chain Side Cutting	1
P510	10 Tongue and Groove	1
P2065	6 3/4 Combination Slip Joint	1
P2075	7 Diagonal Cutting	1
P71275	13 Tongue and Groove	1
P75	10" Retaining Ring Plier 1 1/2" - 4"	1
P1421	6" Retaining Ring Plier 1/8" - 1"	1
P1434	8" Retaining Ring Plier 1/4" - 2"	1

Dollies

BD14		QTY.
1024	Surfacing Spoon	1
1036	Light Dinging Spoon	1
1052	Spoon Dolly	1
1056	Wing-Ding Spoon Dolly	1
1057	Light Weight Toe Dolly	1
1058	Toe Dolly	1
1058S	Shrinking Dolly (Serrated)	1
1059	Heel Dolly	1
1060	General Purpose Dolly	1
1065	Light Weight Wedge Dolly	1




Wood Handle Hammers

BD15WD		QTY.
150G	Dinging Hmr.	1
153G	Cross Chisel Hmr.	1
153GB	Cross Chisel Curved Hmr.	1
153S	Cross Chisel Shrinking Hmr.	1
156GB	Curved Pick Hmr.	1
158G	General Purpose Pick Hmr.	1
160G	Heavy Duty Bumping Hmr.	1
162G	Shrinking Hmr.	1
164G	Utility Pick Hmr.	1
168G	Cross Peen Finishing Hmr.	1
170G	Door Skin Hmr.	1




1/2" Chrome

BD17		QTY.			QTY.
S15	ATTACH,1/2,SPEEDER,18	1	ST1232	SKT,1/2,12P,STD,1	1
S102P	ATTACH,1/2,EXT,2	1	ST1234	SKT,1/2,12P,STD,1-1/16	1
S110P	ATTACH,1/2,EXT,5	1	ST1236	SKT,1/2,12P,STD,1-1/8	1
S115P	ATTACH,1/2,EXT,10	1	ST1238	SKT,1/2,12P,STD,1-3/16	1
S121P	ATTACH,1/2,EXT,18	1	ST1240	SKT,1/2,12P,STD,1-1/4	1
S140	ATTACH,1/2,UNIVERSAL	1	ST1242	SKT,1/2,12PT,STD,1-5/16	1
SA8	SKT,1/2,HEX,BIT,1/4	1	ST1244	SKT,1/2,12P,STD,1-3/8	1
SA10	SKT,1/2,HEX,BIT,5/16	1	ST1246	SKT,1/2,12PT,STD,1-7/16	1
SA12	SKT,1/2,HEX,BIT,3/8	1	ST1248	SKT,1/2,12P,STD,1-1/2	1
SA14	SKT,1/2,HEX,BIT,7/16	1	ST612	SKT,1/2,6P,STD,3/8	1
SA16	SKT,1/2,HEX,BIT,1/2	1	ST614	SKT,1/2,6P,STD,7/16	1
SA18	SKT,1/2,HEX,BIT,9/16	1	ST616	SKT,1/2,6P,STD,1/2	1
SA20	SKT,1/2,HEX,BIT,5/8	1	ST618	SKT,1/2,6P,STD,9/16	1
SF41	ATTACH,1/2,F-HDL,17	1	ST620	SKT,1/2,6P,STD,5/8	1
SF51	RACTH,1/2,,REV,10	1	ST622	SKT,1/2,6P,STD,11/16	1
SF55	1/2" RATCHET 15"	1	ST624	SKT,1/2,6P,STD,3/4	1
SH129	ADAPT,1/2F X 3/8M	1	ST626	SKT,1/2,6P,STD,13/16	1
SH130	ADAPT,1/2 F X 3/4M	1	ST628	SKT,1/2,6P,STD,7/8	1
ST1212	SKT,1/2,12P,STD,3/8	1	ST630	SKT,1/2,6P,STD,15/16	1
ST1214	SKT,1/2,12P,STD,7/16	1	ST632	SKT,1/2,6P,STD,1	1
ST1216	SKT,1/2,12PTSTD,1/2	1	ST634	SKT,1/2,6P,STD,1-1/16	1
ST1218	SKT,1/2,12P,STD,9/16	1	ST636	SKT,1/2,6P,STD,1-1/8	1
ST1220	SKT,1/2,12P,STD,5/8	1	ST638	SKT,1/2,6P,STD,1-3/16	1
ST1222	SKT,1/2,12P,STD,11/16	1	ST640	SKT,1/2,6P,STD,1-1/4	1
ST1224	SKT,1/2,12P,STD,3/4	1			
ST1226	SKT,1/2,12P,STD,13/16	1			
ST1228	SKT,1/2,12P,STD,7/8	1			
ST1230	SKT,1/2,12P,STD,15/16	1			



1/2" Chrome Sockets

BD18		QTY.	BD16		QTY.
SD1212	SKT,1/2,12P,DP,3/8	1	STM1215	SKT,1/2,12P,STD,15MM	1
SD1214	SKT,1/2,12P,DP,7/16	1	STM1216	SKT,1/2,12P,STD,16MM	1
SD1216	SKT,1/2,12P,DP,1/2	1	STM1217	SKT,1/2,12P,STD,17MM	1
SD1218	SKT,1/2,12P,DP,9/16	1	STM1218	SKT,1/2,12P,STD,18MM	1
SD1220	SKT,1/2,12P,DP,5/8	1	STM1219	SKT,1/2,12P,STD,19MM	1
SD1222	SKT,1/2,12P,DP,11/16	1	STM1220	SKT,1/2,12P,STD,20MM	1
SD1224	SKT,1/2,12P,DP,3/4	1	STM1221	SKT,1/2,12P,STD,21MM	1
SD1226	SKT,1/2,12P,DP,13/16	1	STM1222	SKT,1/2,12P,STD,22MM	1
SD1228	SKT,1/2,12P,DP,7/8	1	STM1223	SKT,1/2,12P,STD,23MM	1
SD1230	SKT,1/2,12P,DP,15/16	1	STM1224	SKT,1/2,12P,STD,24MM	1
SD1232	SKT,1/2,12P,DP,1	1	STM1225	SKT,1/2,12P,STD,25MM	1
SD1234	SKT,1/2,12P,DP,1-1/16	1	STM1226	SKT,1/2,12P,STD,26MM	1
SD1236	SKT,1/2,12P,DP,1-1/8	1	STM1227	SKT,1/2,12P,STD,27MM	1
SD1238	SKT,1/2,12P,DP,1-3/16	1	STM1230	SKT,1/2,12P,STD,30MM	1
SD1240	SKT,1/2,12P,DP,1-1/4	1	STM1232	SKT,1/2,12P,STD,32MM	1
SD1242	SKT,1/2,12P,DP,1-5/16	1	STM1236	SKT,1/2,12P,STD,36MM	1
SD1244	SKT,1/2,12P,DP,1-3/8	1	SMD1210	SKT,1/2,12P,DP,10MM	1
SD1246	SKT,1/2,12P,DP,1-7/16	1	SMD1211	SKT,1/2,12P,DP,11MM	1
SD1248	SKT,1/2,12P,DP,1-1/2	1	SMD1212	SKT,1/2,12P,DP,12MM	1
SD616	SKT,1/2,6P,DP,1/2	1	SMD1213	SKT,1/2,12P,DP,13MM	1
SD618	SKT,1/2,6P,DP,9/16	1	SMD1214	SKT,1/2,12P,DP,14MM	1
SD620	SKT,1/2,6P,DP,5/8	1	SMD1215	SKT,1/2,12P,DP,15MM	1
SD622	SKT,1/2,6P,DP,11/16	1	SMD1216	SKT,1/2,12P,DP,16MM	1
SD624	SKT,1/2,6P,DP,3/4	1	SMD1217	SKT,1/2,12P,DP,17MM	1
SD626	SKT,1/2,6P,DP,13/16	1	SMD1218	SKT,1/2,12P,DP,18MM	1
SD628	SKT,1/2,6P,DP,7/8	1	SMD1219	SKT,1/2,12P,DP,19MM	1
SD630	SKT,1/2,6P,DP,15/16	1	SMD1220	SKT,1/2,12P,DP,20MM	1
SD632	SKT,1/2,6P,DP,1	1	SMD1221	SKT,1/2,12P,DP,21MM	1
SD634	SKT,1/2,6P,DP,1-1/16	1	SMD1222	SKT,1/2,12P,DP,22MM	1
SD636	SKT,1/2,6P,DP,1-1/8	1	SMD1223	SKT,1/2,12P,DP,23MM	1
STM1209	SKT,1/2,12P,STD,9MM	1	SMD1224	SKT,1/2,12P,DP,24MM	1
STM1210	SKT,1/2,12P,STD,10MM	1	SMD1225	SKT,1/2,12P,DP,25MM	1
STM1211	SKT,1/2,12P,STD,11MM	1	SMD1226	SKT,1/2,12P,DP,26MM	1
STM1212	SKT,1/2,12P,STD,12MM	1	SMD1227	SKT,1/2,12P,DP,27MM	1
STM1213	SKT,1/2,12P,STD,13MM	1			
STM1214	SKT,1/2,12P,STD,14MM	1			



Tool Board Display




3/4" Chrome



BD19		QTY.
H20A	ATTACH,3/4,T-SLIDE,	1
H41A	ATTACH,3/4,F-HDL,21-5/8	1
H51	RATCH,3/4,REV,24	1
H104	ATTACH,3/4,EXT,3-1/2	1
H110	ATTACH,3/4,EXT,8	1
H115	ATTACH,3/4,EXT,16	1
H140	ATTACH,3/4,UNIVERSAL	1
H1224	SKT,3/4,12PT,STD,3/4	1
H1226	SKT,3/4,12PT,STD,13/16	1
H1228	SKT,3/4,12PT,STD,7/8	1
H1230	SKT,3/4,12PT,STD,15/16	1
H1232	SKT,3/4,12PT,STD,1	1
H1234	SKT,3/4,12PT,STD,1-1/16	1
H1236	SKT,3/4,12PT,STD,1-1/8	1
H1238	SKT,3/4,12PT,STD,1 3/16	1
H1240	SKT,3/4,12PT,STD,1-1/4	1
H1242	SKT,3/4,12PT,STD,1-5/16	1
H1244	SKT,3/4,12PT,STD,1-3/8	1
H1246	SKT,3/4,12PT,STD,1-7/16	1
H1248	SKT,3/4,12PT,STD,1-1/2	1
H1250	SKT,3/4,12PT,STD,1-9/16	1
H1252	SKT,3/4,12PT,STD,1-5/8	1
H1254	SKT,3/4,12PT,STD,1-11/16	1
H1256	SKT,3/4,12PT,STD,1-3/4	1
H1258	SKT,3/4,12PT,STD,1-13/16	1
H1260	SKT,3/4,12PT,STD,1-7/8	1
H1264	SKT,3/4,12PT,STD,2	1
H1266	SKT,3/4,12PT,STD,2 1/16	1
H1268	SKT,3/4,12PT,STD,2 1/7	1
H1270	SKT,3/4,12PT,STD,2 3/16	1
H1272	SKT,3/4,12PT,STD,2 1/4	1
H1276	SKT,3/4,12PT,STD,2 3/8	1


3/4" Impact



BD20		QTY	BD20	QTY	
6107	3/4,EXT,7	1	6660	SKT,3/4,6P,STD,IMP,1-7/8	1
6110	3/4,EXT,10	1	6662	SKT,3/4,6P,STD,IMP,1-15/16	1
64A	3/4,ADAP,3/4F-1/2M	1	6664	SKT,3/4,6P,STD,IMP,2	1
67	3/4,ADAP,3/4F-1M	1	16624	SKT,3/4,6P,DP,IMP,3/4	1
6140A	3/4,IMP,UNIVERSAL	1	16626	SKT,3/4,6P,DP,IMP,13/16	1
6620	SKT,3/4,6P,STD,IMP,5/8	1	16628	SKT,3/4,6P,DP,IMP,7/8	1
6622	SKT,3/4,6P,STD,IMP,11/16	1	16630	SKT,3/4,6P,DP,IMP,15/16	1
6624	SKT,3/4,6P,STD,IMP,3/4	1	16632	SKT,3/4,6P,DP,IMP,1	1
6626	SKT,3/4,6P,STD,IMP,13/16	1	16634	SKT,3/4,6P,DP,IMP,1-1/16	1
6628	SKT,3/4,6P,STD,IMP,7/8	1	16636	SKT,3/4,6P,DP,IMP,1-1/8	1
6630	SKT,3/4,6P,STD,IMP,15/16	1	16638	SKT,3/4,6P,DPIMP,1-3/16	1
6632	SKT,3/4,6P,STD,IMP,1	1	16640	SKT,3/4,6P,DP,IMP,1-1/4	1
6634	SKT,3/4,6P,STD,IMP,1-1/16	1	16642	SKT,3/4,6P,DP,IMP,1-5/16	1
6636	SKT,3/4,6P,STD,IMP,1-1/8	1	16644	SKT,3/4,6P,DP,IMP,1-3/8	1
6638	SKT,3/4,6P,STD,IMP,1-3/16	1	16646	SKT,3/4,6P,DP,IMP,1-7/16	1
6640	SKT,3/4,6P,STD,IMP,1-1/4	1	16648	SKT,3/4,6P,DP,IMP,1-1/2	1
6642	SKT,3/4,6P,STD,IMP,1-5/16	1	16650	SKT,3/4,6P,DP,IMP,1-9/16	1
6644	SKT,3/4,6P,STD,IMP,1-3/8	1	16652	SKT,3/4,6P,DP,IMP,1-5/8	1
6646	SKT,3/4,6P,STD,IMP,1-7/16	1	16654	SKT,3/4,6P,DP,IMP,111/16	1
6648	SKT,3/4,6P,STD,IMP,1-1/2	1	16656	SKT,3/4,6P,DP,IMP,1-3/4	1
6650	SKT,3/4,6P,STD,IMP,1-9/16	1	16660	SKT,3/4,6P,DP,IMP,1-7/8	1
6652	SKT,3/4,6P,STD,IMP,1-5/8	1	16664	SKT,3/4,6P,DP,IMP,2	1
6654	SKT,3/4,6P,STD,IMP,1-11/16	1			
6656	SKT,3/4,6P,STD,IMP,1-3/4	1			
6658	SKT,3/4,6P,STD,IMP,1-13/16	1			

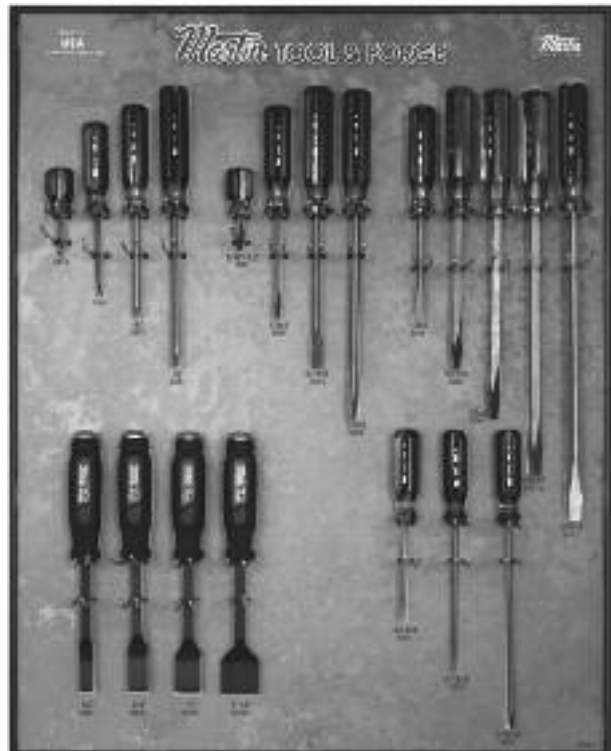
3/8" and 1/2" Impact

BD21	QTY	BD21	QTY	
24A	3/8,IMP,ADAPT,3/8FX1/2M	1	4624 SKT,1/2,6P,STP,IMP,3/4	1
2140A	3/8,IMP,UNIVERSAL,JOINT	1	4626 SKT,1/2,6P,STD,IMP,13/16	1
2610	SKT,3/8,6P,STD,IMP,5/16	1	4628 SKT,1/2,6P,STD,IMP,7/8	1
2612	SKT,3/8,6P,STD,IMP,3/8	1	2630 SKT,1/2,6P,STD,IMP,15/16	1
2614	SKT,3/8,6P,STD,IMP,7/16	1	4632 SKT,1/2,6P,STD,IMP,1	1
2616	SKT,3/8,6P,STD,IMP,1/2	1	4634 SKT,1/2,6P,STD,IMP,1-1/16	1
2618	SKT,3/8,6P,STD,IMP,9/16	1	4636 SKT,1/2,6P,STD,IMP,1-1/8	1
2620	SKT,3/8,6P,STD,IMP,5/8	1	4638 SKT,1/2,6P,STD,IMP,1-3/16	1
2622	SKT,3/8,6P,STD,IMP,11/16	1	4640 SKT,1/2,6P,STD,IMP,1-1/4	1
2624	SKT,3/8,6P,STD,IMP,3/4	1	14612 SKT,1/2,6P,DP,IMP,3/8	1
12610	SKT,3/8,6P,DP,IMP,5/16	1	14614 SKT,1/2,6P,DP,IMP,7/16	1
12612	SKT,3/8,6P,DP,IMP,3/8	1	14616 SKT,1/2,6P,DP,IMP,1/2	1
12614	SKT,3/8,6P,DP,IMP,7/16	1	14618 SKT,1/2,6P,DP,IMP,9/16	1
12616	SKT,3/8,6P,DP,IMP,1/2	1	14620 SKT,1/2,6P,DP,IMP,5/8	1
12618	SKT,3/8,6P,DP,IMP,9/16	1	14622 SKT,1/2,6P,DP,IMP,11/16	1
12620	SKT,3/8,6P,DP,IMP,5/8	1	14624 SKT,1/2,6P,DP,IMP,3/4	1
12622	SKT,3/8,6P,DP,IMP,11/16	1	14626 SKT,1/2,6P,DP,IMP,13/16	1
12624	SKT,3/8,6P,DP,IMP,3/4	1	14628 SKT,1/2,6P,DP,IMP,7/8	1
2M610	SKT,3/8,6P,STD,IMP,10MM	1	14630 SKT,1/2,6P,DP,IMP,15/16	1
2M612	SKT,3/8,6P,STD,IMP,12MM	1	14632 SKT,1/2,6P,DP,IMP,1	1
2M613	SKT,3/8,6P,STD,IMP,13MM	1	14634 SKT,1/2,6P,DP,IMP,1-1/16	1
2M614	SKT,3/8,6P,STD,IMP,14MM	1	14636 SKT,1/2,6P,DP,IMP,1-1/8	1
2M615	SKT,3/8,6P,STD,IMP,15MM	1	14640 SKT,1/2,6P,DP,IMP,1-1/4	1
2M617	SKT,3/8,6P,STD,IMP,17MM	1	4M613 SKT,1/2,6P,STD,IMP,13MM	1
2M618	SKT,3/8,6P,STD,IMP,18MM	1	4M614 SKT,1/2,6P,STD,IMP,14MM	1
2M619	SKT,3/8,6P,STD,IMP,19MM	1	4M615 SKT,1/2,6P,STD,IMP,15MM	1
4105A	1/2,IMP,EXT,6	1	4M616 SKT,1/2,6P,STD,IMP,16MM	1
4140A	1/2,IMP,U-JOINT	1	4M617 SKT,1/2,6P,STD,IMP,17MM	1
42A	1/2,ADAP,1/2F X 3/8M	1	4M618 SKT,1/2,6P,STD,IMP,18MM	1
46	1/2,ADAP,1/2F X 3/4M	1	4M619 SKT,1/2,6P,STD,IMP,19MM	1
4612	SKT,1/2,6P,STD,IMP,3/8	1	4M621 SKT,1/2,6P,STD,IMP,21MM	1
4614	SKT,1/2,6P,STD,IMP,7/16	1	4M622 SKT,1/2,6P,STD,IMP,22MM	1
4616	SKT,1/2,6P,STD,IMP,1/2	1	4M624 SKT,1/2,6P,STD,IMP,24MM	1
4618	SKT,1/2,6P,STD,IMP,9/16	1	4M627 SKT,1/2,6P,STD,IMP,27MM	1
4620	SKT,1/2,6P,STD,IMP,5/8	1		
4622	SKT,1/2,6P,STD,IMP,11/16	1		



Screwdrivers

BD22	QTY.	
GS50	GASKET SCRAPER 1/2"Blade	1
GS75	GASKET SCRAPER 3/4" Blade	1
GS100	GASKET SCRAPER 1" Blade	1
GS150	GASKET SCRAPER 1 1/2" Blade	1
SDE4	SCREWDRIVER, ELECTRICAL, 4"	1
SDE6	SCREWDRIVER, ELECTRICAL, 6"	1
SDE8	SCREWDRIVER, ELECTRICAL, 8"	1
SDP1	SCREWDRIVER, PHILLIP, 1-1/2"	1
SDP3	SCREWDRIVER, PHILLIP, 3"	1
SDP4	SCREWDRIVER, PHILLIP, 4"	1
SDP6	SCREWDRIVER, PHILLIP, 6"	1
SDR4	SCREWDRIVER,MECHANICS, 4"	1
SDR6	SCREWDRIVER,HEAVY,DUTY, 6"	1
SDR8	SCREWDRIVER,HEAVY,DUTY, 8"	1
SDS1	SCREWDRIVER,STUBBY, 1-1/2"	1
SDS4	SCREWDRIVER,SQ-BLADE, 4"	1
SDS6	SCREWDRIVER,SQ-BLADE, 6"	1
SDS8	SCREWDRIVER,SQ-BLADE, 8"	1
SDS10	SCREWDRIVER,SQ-BLADE, 10"	1
SDS12	SCREWDRIVER,SQ-BLADE, 12"	1



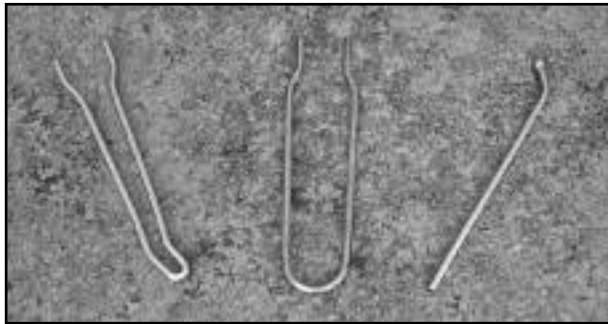
Tool Board Display



Header & Hooks



BD HEADER		QTY.
BD-HEADER	Tool Board Header 23.5" x 3" Molded in Black, Raised Letter, w/2 Mounting Screws	1



HOOKS		QTY.
1	STRAIGHT HOOK	10
2	HEAVY DUTY STRAIGHT HOOK	5
3	LOOP HOOK	5

Universal Peg Board



BD8		QTY.
BD8	UNIVERSAL PEG BOARD	1

Chisel Boards



BD23	QTY.	BD23	QTY.
C120 CHISEL,COLD,LNG,3/4	1	P4 PUNCH,PIN,1/8	1
C124 CHISEL,COLD,LNG,5/8	1	P5 PUNCH,PIN,5/32	1
C129 CHISEL,COLD,LNG,7/8	1	P6 PUNCH,PIN,3/16	1
C132 CHISEL,COLD,LNG,1	1	P7 PUNCH,PIN,7/32	1
C10 CHISEL,COLD,STD,5/16	1	P8 PUNCH,PIN,1/4	1
C12 CHISEL,COLD,STD,3/8	1	P10 PUNCH,PIN,5/16	1
C16 CHISEL,COLD,STD,1/2	1	P23 PUNCH,DRIFT,3/32	1
C20 CHISEL,COLD,STD,5/8	1	P24 PUNCH,DRIFT,1/8	1
C24 CHISEL,COLD,STD,3/4	1	P25 PUNCH,TAPER,5/32	1
C28 CHISEL,COLD,STD,7/8	1	P26 PUNCH,TAPER,3/16	1
C32 CHISEL,COLD,STD,1	1	P26A PUNCH,DRIFT,7/32	1
C39 CHISEL,CAPE,STD,1/8	1	P27 PUNCH,TAPER,1/4	1
C40 CHISEL,CAPE,STD,3/16	1	P28 PUNCH,TAPER,5/16	1
C42 CHISEL,CAPE,STD,1/4	1	P28A PUNCH,DRIFT,1/4	1
P32 PUNCH,PRICK,3/8	1	P29 PUNCH,DRIFT,5/16	1
P33 PUNCH,PRICK,1/2	1	192 PRY BAR,BLK, ROLL 1/2X12	1
P38 PUNCH,CENTER,1/4	1	193 PRY BAR,BLK, ROLL 1/2X15	1
P39 PUNCH,CENTER,5/16	1	196 PRY BAR,BLK, STR 5/8X16	1
P40 PUNCH,CENTER,3/8	1	197 PRY BAR,BLK, STR 3/4X24	1
P42 PUNCH,CENTER,1/2	1		
P43 PUNCH,CENTER,5/8	1		
P2 PUNCH,PIN,1/16	1		
P3 PUNCH,PIN,3/32	1		



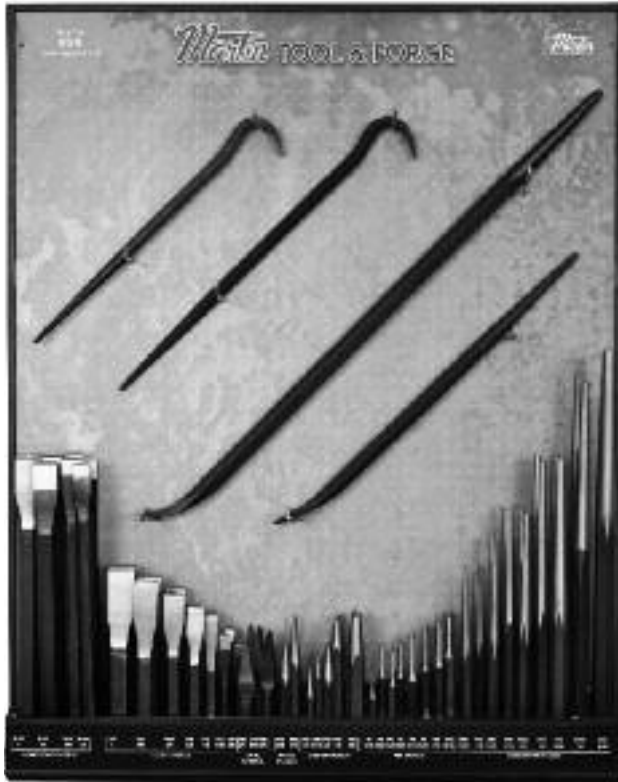
BD23 with Optional Fiberglass Hammers

BD23	SAME AS ABOVE PLUS HAMMERS	QTY.
HPD2	HAMMER,DEAD,BLOW,1.5 LB	1
HPD3	HAMMER,DEAD,BLOW,2.2 LB	1
HPD4	HAMMER,DEAD,BLOW,2.9 LB	1
HSB 1.5	HAMMER,SOLID,BRASS,2-1/2	1
HSBB 2.5	HAMMER,SOLID,BRASS,2-1/2	1

PRY BAR OPTION

Tool Display Boards

Chisel Boards



PRY BAR OPTION

BD23 with Pry Bar Option		QTY.
BD23	Same as BD23 plus hammers	
192	PRY,BAR,BLK,ROLL, 1/2X12	1
193	PRY,BAR,BLK,ROLL, 1/2X15	1
196	PRY,BAR,BLK,STR,5/8X16	1
197	PRY,BAR,BLK,STR,3/4X24	1



COUNTER TOP DISPLAY

BD24 Counter Top	QTY.	BD24 Counter Top	QTY.
C120 CHISEL,COLD,LNG,3/4	1	P4 PUNCH,PIN,1/8	1
C124 CHISEL,COLD,LNG,5/8	1	P5 PUNCH,PIN,5/32	1
C129 CHISEL,COLD,LNG,7/8	1	P6 PUNCH,PIN,3/16	1
C132 CHISEL,COLD,LNG,1	1	P7 PUNCH,PIN,7/32	1
C10 CHISEL,COLD,STD,5/16	1	P8 PUNCH,PIN,1/4	1
C12 CHISEL,COLD,STD,3/8	1	P10 PUNCH,PIN,5/16	1
C16 CHISEL,COLD,STD,1/2	1	P23 PUNCH,DRIFT,3/32	1
C20 CHISEL,COLD,STD,5/8	1	P24 PUNCH,DRIFT,1/8	1
C24 CHISEL,COLD,STD,3/4	1	P25 PUNCH,TAPER,5/32	1
C28 CHISEL,COLD,STD,7/8	1	P26 PUNCH,TAPER,3/16	1
C32 CHISEL,COLD,STD,1	1	P26A PUNCH,DRIFT,7/32	1
C39 CHISEL,CAPE,STD,1/8	1	P27 PUNCH,TAPER,1/4	1
C40 CHISEL,CAPE,STD,3/16	1	P28 PUNCH,TAPER,5/16	1
C42 CHISEL,CAPE,STD,1/4	1	P28A PUNCH,DRIFT,1/4	1
P32 PUNCH,PRICK,3/8	1	P29 PUNCH,DRIFT,5/16	1
P33 PUNCH,PRICK,1/2	1	192 PRY BAR,BLK,ROLL 1/2X12	1
P38 PUNCH,CENTER,1/4	1	193 PRY BAR,BLK,ROLL 1/2X15	1
P39 PUNCH,CENTER,5/16	1	196 PRY BAR,BLK,STR 5/8X16	1
P40 PUNCH,CENTER,3/8	1	197 PRY BAR,BLK,STR 3/4X24	1
P42 PUNCH,CENTER,1/2	1		
P43 PUNCH,CENTER,5/8	1		
P2 PUNCH,PIN,1/16	1		
P3 PUNCH,PIN,3/32	1		

CONDITIONS OF SALE

CANCELLATION OR SUSPENSION: Cancellation or suspension of manufacturing or shipping date of any order will be accepted only on terms which will indemnify us against loss.

MADE-TO-ORDER SIZES AND OVERRUNS: Because in manufacturing it is necessary to make slightly more of any article than the exact amount specified, in order to offset losses and insure the required number of parts being produced, made-to-order items are subject to having a run of plus or minus 5% of the total order and may be shipped and invoiced without prior notice. The foregoing is not applicable to standard stock merchandise.

TAXES: Any sales, use, consumption, or other similar tax applicable to the sale, purchase, or use of product is not included in these prices and shall be paid by the purchaser.

"LIMITED WARRANTY": Subject to the limitation expressed in subsequent paragraphs, *Martin* Sprocket & Gear, Inc. and *Martin* Sprocket & Gear Canada Inc., make the following warranties: We warrant that each of our products of manufacture will be free from defects in material and workmanship under normal use and service for twelve months from the date of delivery to the original user. We will correct any such defects in material or workmanship by repair or replacement of the product F.O.B. our plant. Tools will carry the following lifetime warranty: If a *Martin* tool fails to satisfactorily perform its designated use, it may be returned to the *Martin* distributor from which such tool was purchased and will be repaired or replaced without cost.

THE FOREGOING WARRANTIES ARE EXPRESSLY IN LIEU OF ANY AND ALL REPRESENTATIONS, WARRANTIES AND CONDITIONS EXPRESSED OR IMPLIED, INCLUDING ANY IMPLIED WARRANTY OF MERCHANTABILITY OR FITNESS FOR A PARTICULAR PURPOSE WHETHER ARISING FROM STATUTE, COMMON LAW, CUSTOM, OR OTHERWISE. THE REMEDY OF REPAIR OR REPLACEMENT OF THE DEFECTIVE PRODUCT OR TOOL SET FORTH IN THE FOREGOING WARRANTIES SHALL BE THE EXCLUSIVE REMEDY AVAILABLE TO ANY PERSON.

Charges for correcting defects will not be allowed, nor can we accept goods returned to us for repair or replacement, unless we are previously notified of the defect in writing and the return or correction is authorized by us in writing. All warranty claims alleging defects of materials or workmanship must be submitted in writing within thirty days of the discovery of a defect or such claim shall be considered waived. (This paragraph is subject to the provisions of the Consumer Protection laws of Mexico.)

The foregoing warranties shall not apply to any products or tools which have been subjected to misuse, neglect or accident, or have been altered or tampered with, or have been used beyond their normal useful or expected life, or which have had corrective work done thereon without our written consent. WE SHALL NOT BE LIABLE FOR ANY LOSS, INJURY, EXPENSE, OR DAMAGE, WHETHER DIRECT, CONSEQUENTIAL, INCIDENTAL, OR OTHERWISE, RESULTING FROM THE USE OF OUR PRODUCTS OR TOOLS OR CAUSED BY ANY DEFECT, FAILURE, OR MALFUNCTION OF ANY PRODUCT OR TOOL, WHETHER A CLAIM FOR SUCH DAMAGES IS BASED UPON WARRANTY, CONTRACT, NEGLIGENCE, OR OTHERWISE. Equipment manufactured by others, and included in our proposal, is not warranted in any way by us but carries only the manufacturer's warranty, if any. No person has the authority to bind us to any representation or warranty other than the foregoing limited warranties as disclaimed.

The provisions of the United Nations Convention on Contracts for the International Sale of Goods or any local statute declaring it to have the force of law in the jurisdiction of one of the parties shall not apply to Products supplied hereunder.

"YOU ARE HEREBY NOTIFIED THAT ANY ADDITIONAL OR DIFFERENT TERMS FROM THOSE CONTAINED IN THIS LIMITED WARRANTY ARE OBJECTIONABLE. NO ADDITIONS OR CHANGES ARE BINDING ON *Martin* UNLESS THEY ARE IN WRITING AND SIGNED BY AN AUTHORIZED OFFICER."

NOTE: All past due invoices shall be payable to *Martin* Sprocket & Gear, Inc., at P.O. Box 91588, Arlington, Tarrant County, Texas 76015-0088. All past due invoices of *Martin* Sprocket & Gear Canada Inc., shall be payable at 896 Meyerside Drive, Mississauga, Ontario, Canada L5T 1R9. Reasonable attorneys' fees will be added if collection is forced.

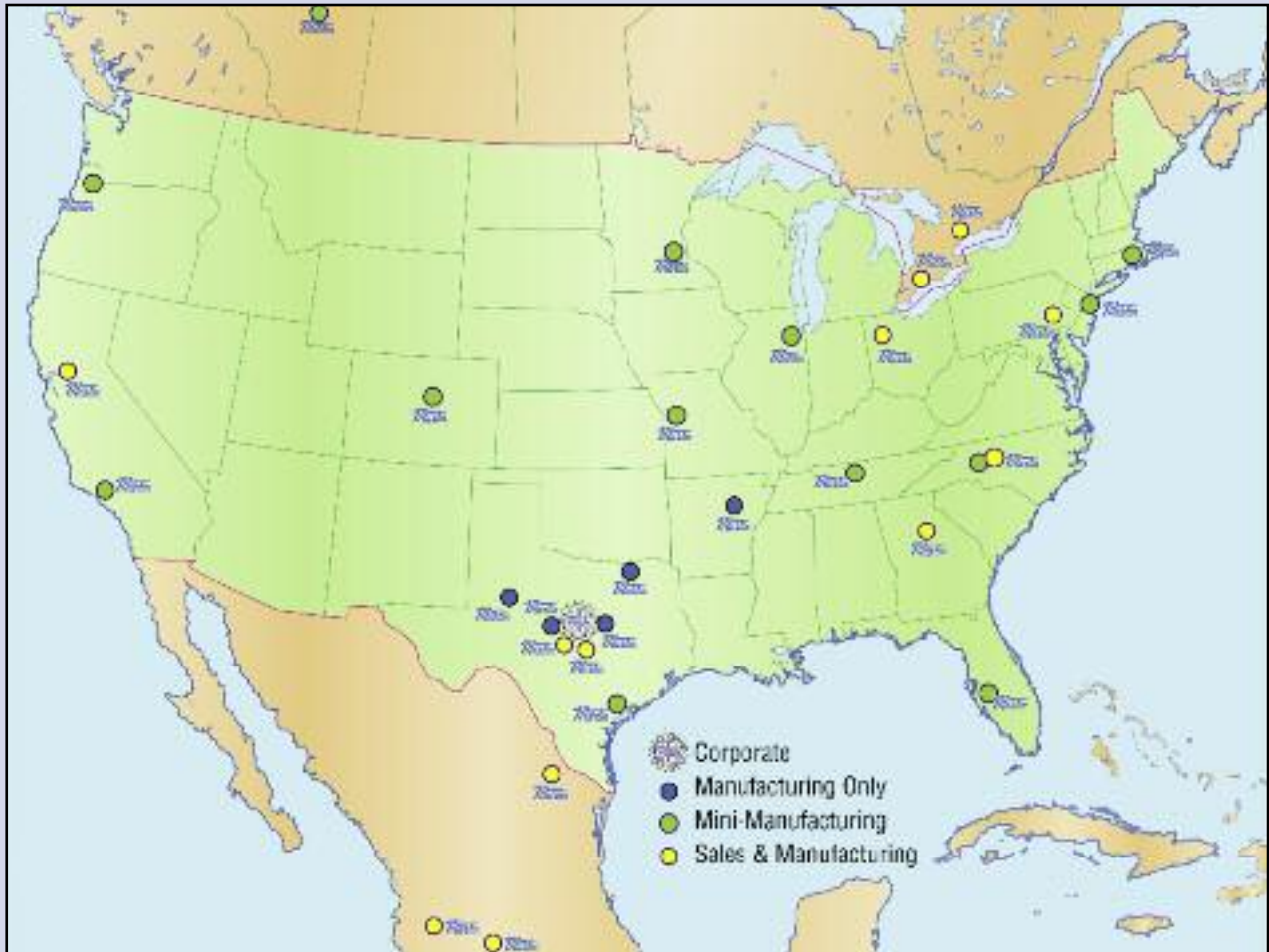
RETURNED MATERIAL: When it is desired to return material for credit or exchange, it is necessary that permission in writing first be obtained from the nearest office.

SHIPMENTS: If we are not able to meet your shipment requirements and/or our expected dates of shipment, we will not accept liability for delays beyond our control, nor will we accept cancellations unless a settlement has been agreed upon between us.

FREIGHT ALLOWANCE: Freight allowances are shown on the different product discount sheets. In cases where a specific routing of any order is more costly than the routing selected by us, the excess charges will be added to the net amount of the invoice. Weights shown in catalog are approximate, and may not be used to determine qualifications for freight allowance.

CASH DISCOUNT: 1% 10th and 25th Net 30 Days. A 1% cash discount will be allowed on invoices dated the 1st through the 15th if paid by the 25th of the same month and on invoices dated the 16th through the end of the month if payment is made by the 10th of the next month. All invoices are due in 30 days. Cash discount does not apply to other charges such as freight, postage, taxes or delivery charges.

This catalog supersedes all previous editions. However, due to changes in engineering and manufacturing processes and procedures, it becomes necessary, from time to time, to make alterations to products, and such alterations may not be reflected in this catalog. Therefore, if dimensions, specifications or appearances represented by pictures or drawings or tables are critical in their applications, please consult the factory for clarification or certified drawings.



USA

General Offices Sales and Manufacturing

Arlington, TX

817-258-3000 (FAX 817-258-3333)

Sales and Manufacturing

Albemarle, NC

704-982-9555 (FAX 704-982-9599)

Danielsville, PA

610-837-1841 (FAX 610-837-7337)

Ft. Worth, TX (Conveyor Division)

817-258-3000 (FAX 817-258-3173)

Mansfield, TX

817-473-1520 (FAX 817-473-0465)

Montpelier, OH

419-485-5515 (FAX 419-485-3565)

Sacramento, CA

916-441-7172 (FAX 916-441-4600)

Scottsdale, GA

404-292-8744 (FAX 404-292-7771)

Mini Manufacturing Centers

Boston, MA

508-634-3990 (FAX 508-634-3998)

Charlotte, NC

704-394-9111 (FAX 704-394-9122)

Chicago, IL

847-298-8844 (FAX 847-298-2967)

Denver, CO

303-371-8466 (FAX 303-371-7116)

Houston, TX

713-849-4330 (FAX 713-849-4807)

Kansas City, MO

816-231-5575 (FAX 816-231-1959)

Los Angeles, CA

323-728-8117 (FAX 323-722-7526)

Minneapolis, MN

952-829-0623 (FAX 952-944-9385)

Nashville, TN

615-871-4730 (FAX 615-871-4125)

Portland, OR

503-223-7261 (FAX 503-221-0203)

Tampa, FL

813-623-1705 (FAX 813-626-8953)

Wayne, NJ

973-633-5700 (FAX 973-633-7196)

Manufacturing Only

Abilene, TX • Clarksville, TX • Dallas, TX • Paragould, AR (Plastics Div.)

CANADA

Sales and Manufacturing

Martin Sprocket & Gear Canada Inc.

Ayr, Ontario

519-621-0546 (FAX 519-621-4413)

Call *Martin* for your made-to-order and altered item requirements.



Martin Tools

3600 McCART AVENUE
FORT WORTH, TEXAS 76110-4692
817-258-3000
www.martintools.net

Edmonton, Alberta

780-450-0888 (Fax 780-465-0079)

Mississauga, Ontario

905-670-1991 (FAX 905-670-2110)

MEXICO

Sales and Manufacturing

Martin Sprocket & Gear de Mexico, S.A. de C.V.

Monterrey

+52 811 156 6830 (FAX +52 811 156 6833)

Guadalajara

+52 33-3283-1188

Toluca, Edo. de México

+52 722 276 0800 (Fax: +52 722 2760801)

BRAZIL

Sales and Manufacturing

Martin Sprocket & Gear do Brazil

São Paulo, SR

55 11 40100800

Martin Products are made in North America. For more information, contact your nearest *Martin* Distributor or Service Center.