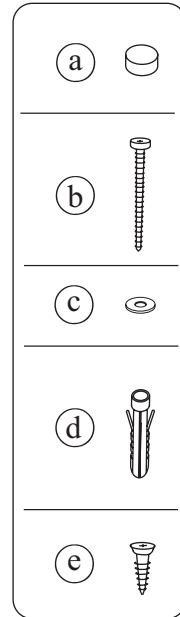
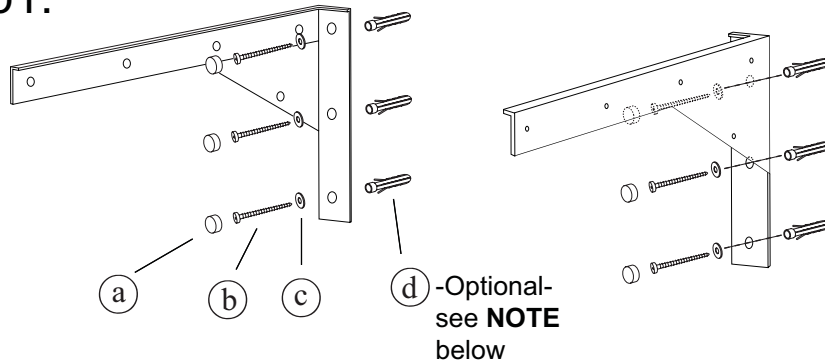


### Wall Mounts

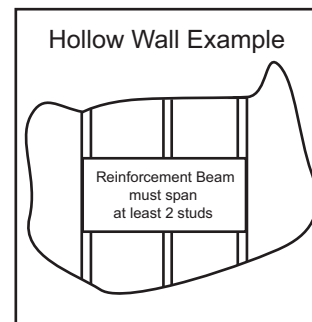
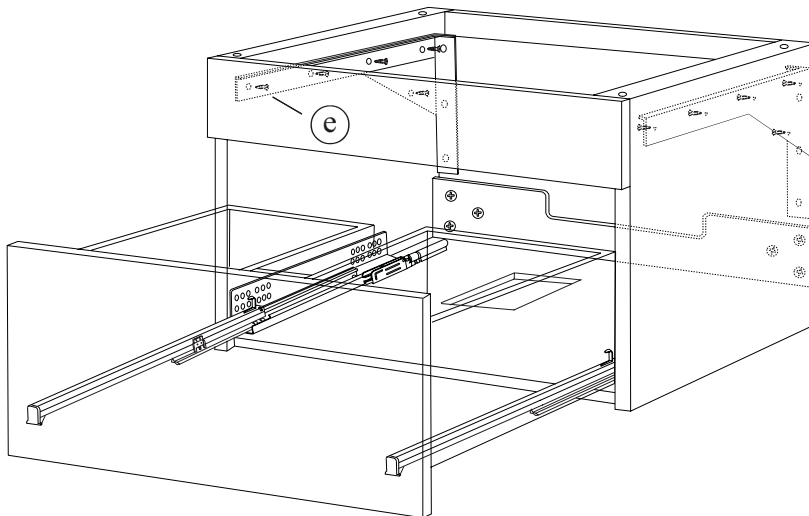
**Model: VRE1817, VRE2319, VRE3119, VRE3619**

#### Step1.



#### Step2.

Attach the cabinet to the wall bracket.



#### Note:

Plastic anchors (d) are **NOT** for use in hollow walls such as drywall, or plaster walls. Plastic anchors (d) are **ONLY** for use in solid walls such as concrete or brick.

When installing cabinet onto a hollow wall, the use of a horizontal reinforcement beam such as a 2" x 8" or 2" x 10" spanning at least two vertical studs is required.

Cabinets that are installed onto a hollow wall without a reinforcement beam will void the manufacturer warranty.