

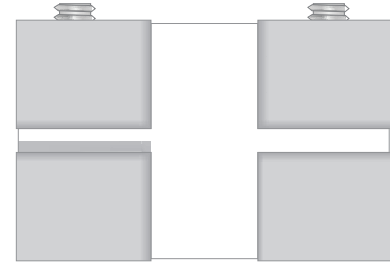


**GENERAL PRODUCT INFORMATION:**

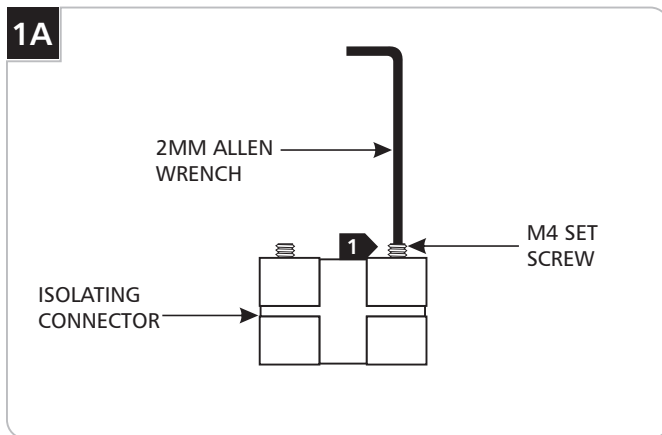


This product is suitable for indoor dry locations only.

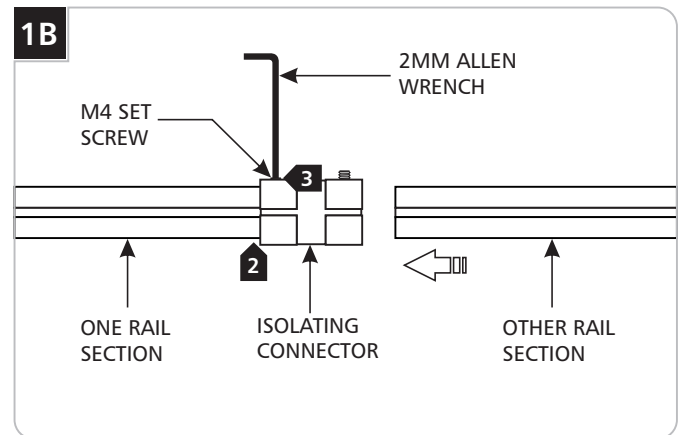
This product joins two rail sections together and conducts the power from one rail section to the other.



**Connecting the Rail Sections Together**



**1** Back out (DO NOT REMOVE) the two M4 set screws with 2MM Allen wrench to clear the connector open ends.



**2** Insert each rail section completely (3/4") into each connector open end.

**3** Tighten the M4 set screws with 2MM Allen wrench.

**SAVE THESE INSTRUCTIONS!**



7400 Linder Ave, Skokie, IL 60077  
847.410.4400

[www.tiella.com](http://www.tiella.com)

© 2008 Tech Lighting, L.L.C. All rights reserved. The "tiella" graphic is a registered trademark of tiella. tiella reserves the right to change specifications for product improvements without notification.

A Generation Brands Company