

Aries

800MPARI_S


1.5

tiella
HEAD ELEMENTS

GENERAL PRODUCT INFORMATION:



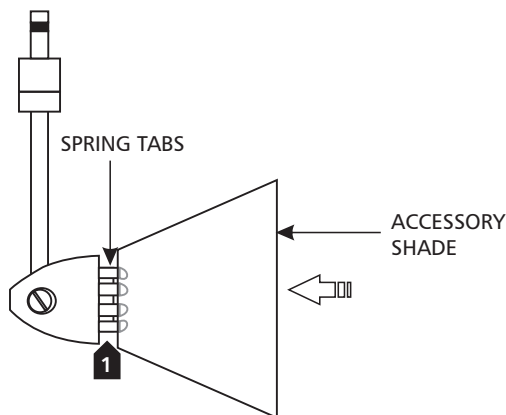
This product is ETL listed and suitable only for indoor dry locations and approved for use at any height above the finished floor.



Installing the Lamp

CAUTION: To reduce the risk of a burn or electric shock during relamping, disconnect the power to the fixture.

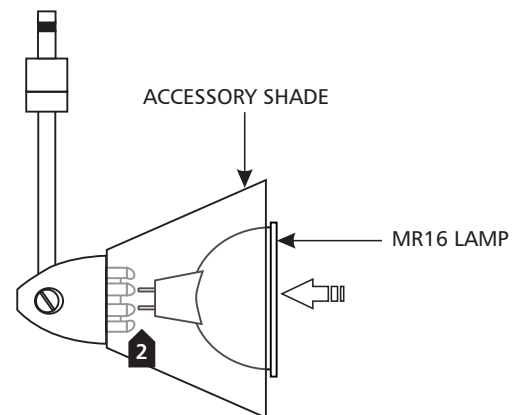
1A



- 1** Push the accessory shade all the way onto the spring tabs.

NOTE: Use only your fingers and a soft cloth to replace the lamp.

1B



Use **MAX 50 Watt, MR16 Front Cover Halogen Lamp.**



- 2** Line up the lamp pins with the socket holes. Insert the MR16 lamp pins all the way into the socket holes.

IMPORTANT SAFETY INSTRUCTIONS

To reduce the risk of fire, electrical shock, exposure to excessive UV radiation, or injury to person:

- Use this fixture indoors only.
- Do not look directly at the lighted lamp.
- Do not remain in light if skin feels warm.
- Risk of fire: Use only the type of lamp and maximum wattage indicated in this instruction manual.
- Never cover the halogen lamp with anything other than a Tiella lamp shield and never place flammable material close to your fixture.
- Never turn the fixture on and off by connecting and disconnecting the halogen lamp.
- Do not touch the fixture shades or lamp shield while the fixture is on. These surfaces may be HOT.

Halogen Lamp General Information

- A new halogen lamp may smoke slightly when it is used for the first time. This is perfectly normal; the protective coating is simply being vaporized.

Two Tips For Prolonging Halogen Lamp Life

- First avoid touching the lamp with bare hands during installation. Any contaminant, even the oil from your hands can deteriorate the lamp. Rubbing alcohol can be used to remove any contaminant.
- Second, do not run the lamps at full power when you do not need to. However, if dimming the fixture for an extended period of time, occasionally bring the light up to full brightness for a few minutes to complete the halogen cycle.

SAVE THESE INSTRUCTIONS!

tiella[™]
real light, real simple

7400 Linder Ave, Skokie, IL 60077
847.410.4400

www.tiella.com

© 2008 Tech Lighting, L.L.C. All rights reserved. The "tiella" graphic is a registered trademark of tiella. tiella reserves the right to change specifications for product improvements without notification.

A Generation Brands Company