



EZ FRAME SERIES

- Premium Cinema Fixed Frame Screen
- Home Theater Fixed Frame Projection Screen

Manual Screens



- Home Theater Screen with full tension uniformity
- Anodized black aluminum 2.36" frame thickness with Pro-Trim black velour surfacing to enhance the appearance with the stylish masked border that absorbs light overshoot.
- 1.33(4:3/NTSC), 1.78(16:9/HDTV) AND 2.35:1 Aspect Ratios Available
- Available Screen Materials
 - ✓ CINEWHITE (1.1 GAIN)
 - ✓ CINEGREY (1.0 GAIN)
 - ✓ POWERGAIN (Optional 1.8 GAIN)
 - ✓ CINEWHITE-PERFORATED (1.0 GAIN)
 - ✓ ACOUSTICPRO (1.0 GAIN)
 - ✓ WRAITH VEIL (Optional 2.2 GAIN Rear Projection)
- In-Stock Size Available from Diag. 84" - 200" (508CM)
- Easy to assemble and install in minutes
- Sliding wall mounts ensure the installation is properly centered
- 2 Year Manufacturer's Replacement Warranty

Electric Screens



Elite Screens Stocks all sizes of our fixed frame screens from 84" to 200". Material is seamless at 4:3, 16:9 and 2.35" aspect ratios. (Custom Built for large sizes up to 400")

Choose from CineWhite, CineGrey, PowerGain, Wraith Veil and CineWhite-Perforated (New in 2008).

ezrFrame Series

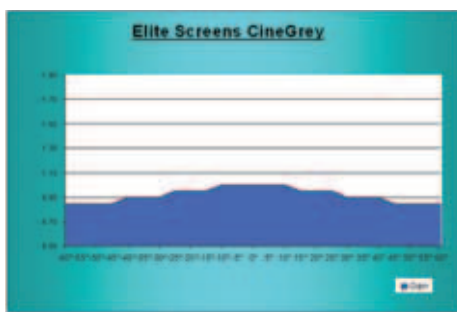


**STANDARD BLACK BACKED
SCREEN MATERIAL ELIMINATES
LIGHT PENETRATION**

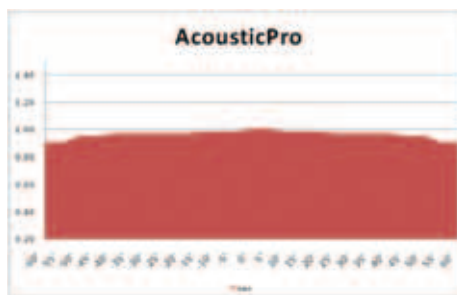
Portable Screens



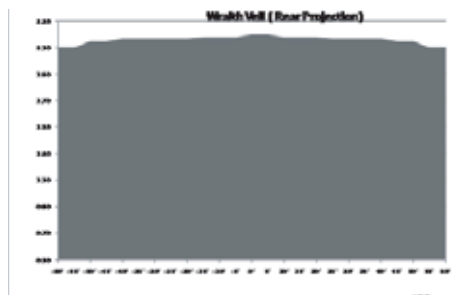
CineWhite™ Tension Screen Material has a wide viewing Angle in 1.1 Gain, suitable for most applications including commercial and home theater presentations. CineWhite-Perforated Tension Acoustic Screen Material is a new 1.0 gain acoustically transparent front projection screen material with black backing. Its micro-perf design allows full sound frequency transmission with maximum clarity to match high definition picture quality. (size available up to 106" 16:9 only)



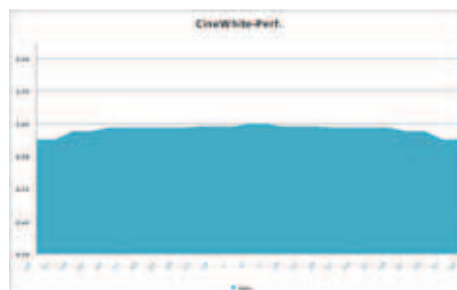
CineGrey™ Tension Screen Material is best for those using low contrast ratio (LCD) projectors in a home theater environment and need to improve picture black levels.



AcousticPro™ Screen Material is a square mesh pattern with 10% light loss through the perforations. It provides true color rendition on a coated acoustically transparent fabric to ensure both audio and video quality with each presentation. The Elite AcousticPro Screen is your best choice for use with high quality in-wall audio installations (size available from 84" -150" 16:9 format)



Wraith Veil Elite's rear projection screen material comes in 2.2 high gain to be used in ambient light environments, such as tradeshows, meeting rooms, and outside evening presentations. Its special surface coating enhances color reproduction and black level reproduction with wide diffusion for multiple applications. Optional seamless screen sizes are available up to 200" in 4:3 and 16:9 aspect ratios.



CineWhite-Perforated™ screen material is the answer for acoustic transparency in a tension screen. CineWhite™ material features broad light dispersion with spectral uniformity, panoramic viewing angle and true color rendition. Its 0.3mm micro-perforations create acoustic transparency by providing outstanding sound quality at damping at 20KHz only 2.0dB and Max. Attenuation at 20cm is 1.1dB. Elite CineWhite-Perforated™ makes picture sound as good as it looks.

- Premium Cinema Fixed Frame Screen
- Home Theater Fixed Frame Projection Screen




Easily attached Frame Tension System, allows perfect tension uniformity with a simple procedure. Standard Black Backed Screen Material prevents light penetration for superior color reproduction.

The aluminum Sliding Wall Brackets provide the installer with a simple solution to screen installation and adjustable horizontal centering.



Standard 2.36" Black Velvet Surfaced Frame enhances the perceived brightness of the projection image with superior contrast and color reproduction for sharper picture quality. Wide-Borders also absorb light overshoot to professionally matte your presentation.



"I found that it had a decent reflectivity to it, but didn't suffer too much from hot spotting (which obviously you would expect from a lower gain screen), nor did it have any sparkles or other anomalies to it. Elite certainly has a good idea here. Good performance, good build quality, and good features in a screen, for a lower price point."

AV Science, NY

By comparison, the Firehawk® screen tends to reject ambient light from the side, a little better than the ezFrame by Elite. (All's fair - an equivalent Firehawk

fixed wall projector screen is much over double the price. Color was virtually identical, but yellows did appear just a touch stronger than on the Firehawk®. This was very close and not an issue. Overall color was very good. With a 100" 16:9 Elite ezFrame screen selling for about half of a Da-Lite Cinema Contour with ProTrim (their fancy velourish border), and barely a 1/3 of a Stewart Luxus Deluxe, it allows home theater people to own an attractive looking fixed wall screen, with good performance, at a price that simply isn't available from the larger established brands.

Art Feierman / Projectorreviews.com

ezFrame Series: Fixed Frame Projector Screen for Home Cinema

Model	Nominal Diagonal	View Height (in)	View Width (in)	View Height (cm)	View Width (cm)	Overall Width (in)	Overall Width (cm)	Overall Height (in)	Overall Height (cm)	Net Wt. (lbs.)	Net Wt. (Kgs)	Gain	Screen Material	Frame Width
R84WH1-A	84" (16:9)	41.0	73.0	104.1	185.4	77.7	197.4	43.7	111.0	19.0	8.6	1.0	CineWhite-Acoustic	2.36" (6cm)
R92WH1-A	92" (16:9)	45.0	80.0	114.3	203.2	84.7	215.2	47.7	121.0	23.0	10.4	1.0	CineWhite-Acoustic	2.36" (6cm)
R106WH1-A	106" (16:9)	51.8	92.0	131.6	233.7	96.7	245.7	54.4	138.2	28.0	12.7	1.0	CineWhite-Acoustic	2.36" (6cm)
R120WH1-A	120" (16:9)	59.0	104.0	149.9	264.2	108.7	276.2	61.2	155.3	30.0	13.6	1.0	AcousticPro	2.36" (6cm)
R135WH1-A	135" (16:9)	66.0	117.0	167.6	297.2	121.7	309.2	68.5	173.9	32.0	14.5	1.0	AcousticPro	2.36" (6cm)
R150WH1-A	150" (16:9)	75.0	130.0	190.5	330.2	134.7	342.2	75.8	192.5	40.0	18.1	1.0	AcousticPro	2.36" (6cm)
R180WH1-A	180" (16:9)	88.0	156.0	223.5	396.2	160.7	408.2	90.4	229.6	60.0	27.2	1.0	AcousticPro	2.36" (6cm)

Model	Nominal Diagonal	View Height (in)	View Width (in)	View Height (cm)	View Width (cm)	Overall Width (in)	Overall Width (cm)	Overall Height (in)	Overall Height (cm)	Net Wt. (lbs.)	Net Wt. (Kgs)	Gain	Screen Material	Frame Width
R84WV1	84" (4:3)	50.0	67.0	127.0	170.2	71.7	182.2	53.8	136.6	22.0	10.0	1.1	CineWhite	2.36" (6cm)
R100WV1	100" (4:3)	60.0	80.0	152.4	203.2	84.7	215.2	63.5	161.4	30.0	13.6	1.1	CineWhite	2.36" (6cm)
R120WV1	120" (4:3)	72.0	96.0	182.9	243.8	100.7	255.8	75.5	191.9	35.0	15.9	1.1	CineWhite	2.36" (6cm)
R135WV1	135" (4:3)	81.0	108.0	205.7	274.3	112.7	286.3	84.5	214.7	40.0	18.1	1.1	CineWhite	2.36" (6cm)
R150WV1	150" (4:3)	90.0	120.0	228.6	304.8	124.7	316.8	93.5	237.6	45.0	20.4	1.1	CineGrey	2.36" (6cm)
R180WV1	180" (4:3)	108.0	144.0	274.3	365.8	148.7	377.8	111.5	283.3	70.0	31.8	1.1	CineWhite	2.36" (6cm)
R200WV1	200" (4:3)	120.0	160.0	304.8	406.4	164.7	418.4	123.5	313.8	78.0	35.4	1.1	CineWhite	2.36" (6cm)
R84H1	84" (16:9)	41.0	73.0	104.1	185.4	77.7	197.4	43.7	111.0	19.0	8.6	1.0	CineGrey	2.36" (6cm)
R84WH1	84" (16:9)	41.0	73.0	104.1	185.4	77.7	197.4	43.7	111.0	19.0	8.6	1.1	CineWhite	2.36" (6cm)
R92H1	92" (16:9)	45.0	80.0	114.3	203.2	84.7	215.2	47.7	121.0	23.0	10.4	1.1	CineGrey	2.36" (6cm)
R92WH1	92" (16:9)	45.0	80.0	114.3	203.2	84.7	215.2	47.7	121.0	23.0	10.4	1.1	CineWhite	2.36" (6cm)
R100H1	100" (16:9)	49.0	87.0	124.5	221.0	91.7	233.0	51.6	131.1	26.0	11.8	1.0	CineGrey	2.36" (6cm)
R100WH1	100" (16:9)	49.0	87.0	124.5	221.0	91.7	233.0	51.6	131.1	26.0	11.8	1.1	CineWhite	2.36" (6cm)
R106H1	106" (16:9)	41.8	92.0	106.2	233.7	96.7	245.7	54.4	138.2	28.0	12.7	1.0	CineGrey	2.36" (6cm)
R106WH1	106" (16:9)	51.8	92.0	131.6	233.7	96.7	245.7	54.4	138.2	28.0	12.7	1.1	CineWhite	2.36" (6cm)
R120H1	120" (16:9)	59.0	104.0	149.9	264.2	108.7	276.2	61.2	155.3	30.0	13.6	1.0	CineGrey	2.36" (6cm)
R120WH1	120" (16:9)	59.0	104.0	149.9	264.2	108.7	276.2	61.2	155.3	30.0	13.6	1.1	CineWhite	2.36" (6cm)
R135H1	135" (16:9)	66.0	117.0	167.6	297.2	121.7	309.2	68.5	173.9	32.0	14.5	1.0	CineGrey	2.36" (6cm)
R135WH1	135" (16:9)	66.0	117.0	167.6	297.2	121.7	309.2	68.5	173.9	32.0	14.5	1.1	CineWhite	2.36" (6cm)
R150H1	150" (16:9)	75.0	130.0	190.5	330.2	134.7	342.2	75.8	192.5	40.0	18.1	1.0	CineGrey	2.36" (6cm)
R150WH1	150" (16:9)	75.0	130.0	190.5	330.2	134.7	342.2	75.8	192.5	40.0	18.1	1.1	CineWhite	2.36" (6cm)
R165WH1	165" (16:9)	81.0	145.0	205.7	368.3	149.7	380.3	84.2	213.9	46.0	20.9	1.1	CineWhite	2.36" (6cm)
R180WH1	180" (16:9)	88.0	156.0	223.5	396.2	160.7	408.2	90.4	229.6	60.0	27.2	1.1	CineWhite	2.36" (6cm)
R200WH1	200" (16:9)	98.0	174.0	248.9	442.0	178.7	454.0	100.5	255.4	70.0	31.8	1.1	CineWhite	2.36" (6cm)

Cinema235 Series: Fixed Frame Wide Screen, 2.35:1 Format

Model	Nominal Diagonal	View Height (in)	View Width (in)	View Height (cm)	View Width (cm)	Overall Width (in)	Overall Width (cm)	Overall Height (in)	Overall Height (cm)	Net Wt. (lbs.)	Net Wt. (Kgs)	Gain	Screen Material	Frame Width
R85WH1-Wide	85" (2.35:1)	33.0	77.6	83.8	197.0	83.0	210.8	35.3	89.7	21.0	9.5	1.1	CineWhite	2.36" (6cm)
R96WH1-Wide	96" (2.35:1)	37.5	88.1	95.3	223.8	92.8	235.8	39.5	100.4	25.5	11.6	1.1	CineWhite	2.36" (6cm)
R103WH1-Wide	103" (2.35:1)	40.5	95.2	102.9	241.7	99.9	253.7	42.5	108.0	27.0	12.2	1.1	CineWhite	2.36" (6cm)
R115WH1-Wide	115" (2.35:1)	45.0	106.0	114.3	269.2	110.7	281.2	47.1	119.7	27.7	12.6	1.1	CineWhite	2.36" (6cm)
R125WH1-Wide	125" (2.35:1)	49.0	115.2	124.5	292.5	119.9	304.5	51.0	129.6	29.5	13.4	1.1	CineWhite	2.36" (6cm)
R138WH1-Wide	138" (2.35:1)	54.0	126.9	137.2	322.3	131.6	334.3	56.0	142.3	33.7	15.3	1.1	CineWhite	2.36" (6cm)
R85H1-Wide	85" (2.35:1)	33.0	77.6	83.8	197.0	83.0	210.8	35.3	89.7	21.0	9.5	1.0	CineGrey	2.36" (6cm)
R96H1-Wide	96" (2.35:1)	37.5	88.1	95.3	223.8	92.8	235.8	39.5	100.4	25.5	11.6	1.0	CineGrey	2.36" (6cm)
R103H1-Wide	103" (2.35:1)	40.5	95.2	102.9	241.7	99.9	253.7	42.5	108.0	27.0	12.2	1.0	CineGrey	2.36" (6cm)
R115H1-Wide	115" (2.35:1)	45.0	106.0	114.3	269.2	110.7	281.2	47.1	119.7	27.7	12.6	1.0	CineGrey	2.36" (6cm)
R125H1-Wide	125" (2.35:1)	49.0	115.2	124.5	292.5	119.9	304.5	51.0	129.6	29.5	13.4	1.0	CineGrey	2.36" (6cm)
R138H1-Wide	138" (2.35:1)	54.0	126.9	137.2	322.3	131.6	334.3	56.0	142.3	33.7	15.3	1.0	CineGrey	2.36" (6cm)

Manual Screens

Electric Screens

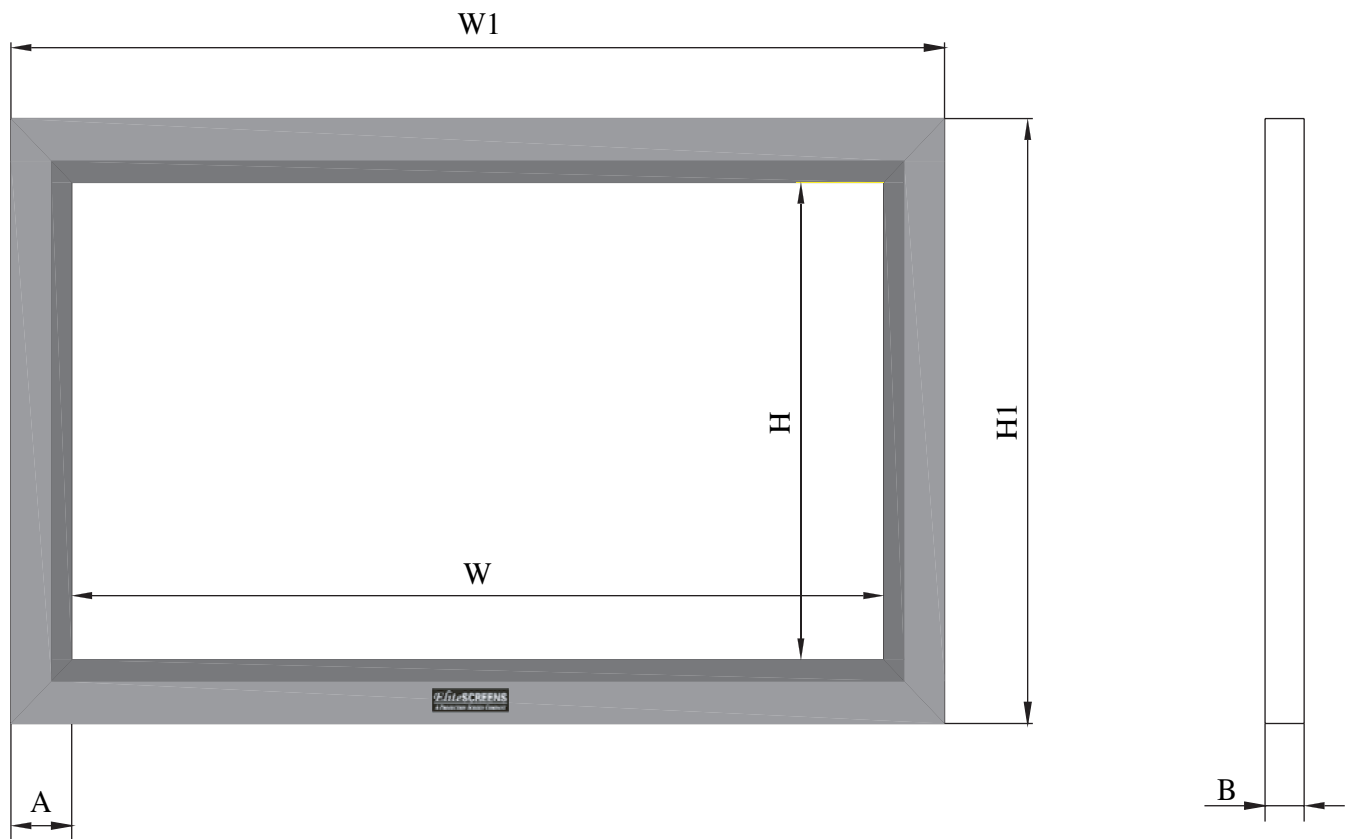
ezFrame Series

Portable Screens

- Premium Cinema Fixed Frame Screen
- Home Theater Fixed Frame Projection Screen

ezFrame Series Dimension Table

Format	Diag. Size	W (mm)	W (inch)	H (mm)	W (inch)	W1 (mm)	W1 (inch)	H1 (mm)	H1 (inch)	A (mm)	A (inch)	B (mm)	B (inch)
VIDEO FORMAT (4:3)	72"	1463	57.600	1097	43.200	1641	64.608	1275	50.208	89	3.504	38.5	1.520
	84"	1707	67.200	1280	50.400	1885	74.208	1458	57.408	89	3.504	38.5	1.516
	100"	2032	80.000	1524	60.000	2210	87.008	1702	67.008	89	3.504	38.5	1.516
	120"	2438	96.000	1829	72.000	2616	103.008	2007	79.008	89	3.504	38.5	1.516
	135"	2743	108.000	2057	81.000	2921	115.008	2235	88.008	89	3.504	38.5	1.516
	150"	3048	120.000	2286	90.000	3226	127.008	2464	97.008	89	3.504	38.5	1.516
	180"	3658	144.000	2743	108.000	3836	151.008	2921	115.008	89	3.504	38.5	1.516
200"	3944	155.275	2928	115.275	4122	162.283	3106	122.283	89	3.504	38.5	1.516	
VIDEO FORMAT (16:9)	84"	1868	73.527	1051	41.359	2046	80.535	1229	48.367	89	3.504	38.5	1.516
	92"	2037	80.185	1146	45.104	2215	87.193	1324	52.112	89	3.504	38.5	1.516
	100"	2214	87.157	1245	49.026	2392	94.165	1423	56.034	89	3.504	38.5	1.516
	106"	2347	92.387	1320	51.968	2525	99.395	1498	58.975	89	3.504	38.5	1.516
	120"	2657	104.589	1494	58.831	2835	111.597	1672	65.839	89	3.504	38.5	1.516
	135"	2989	117.662	1681	66.185	3167	124.670	1859	73.193	89	3.504	38.5	1.516
	150"	3321	130.736	1868	73.539	3499	137.744	2046	80.547	89	3.504	38.5	1.516
159"	3520	138.580	1980	77.951	3698	145.588	2158	84.959	89	3.504	38.5	1.516	
CINEMASCOPE FORMAT (2.35:1)	85"	1987	78.213	845	33.282	2165	85.221	1023	40.290	89	3.504	38.5	1.516
	96"	2244	88.335	955	37.589	2422	95.343	1133	44.597	89	3.504	38.5	1.516
	103"	2407	94.776	1024	40.330	2585	101.784	1202	47.338	89	3.504	38.5	1.516
	115"	2688	105.818	1146	45.107	2866	112.825	1324	52.115	89	3.504	38.5	1.516
	125"	2921	115.019	1245	49.023	3099	122.027	1423	56.031	89	3.504	38.5	1.516
	133"	3108	122.380	1320	51.959	3286	129.388	1498	58.966	89	3.504	38.5	1.516
	138"	3225	126.981	1372	54.035	3403	133.989	1550	61.042	89	3.504	38.5	1.516



Manual Screens

Electric Screens

ezrFrame Series

Portable Screens