

® THE ORIGINAL

1134-01.



Fluorescent version shown.

To comply with UL standards, additional white canopies are attached to the back of the fixture which increases the extension from the ceiling, for halogen lamping by up to 1 1/2", and for incandescent lamping by up to 3/4".

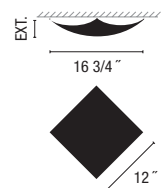
Quadra Ice
Design by Proli Diffusion Studio.



1128-01.
Polished chrome metal finish with optical glass diffuser.
Wall or ceiling use. Ceiling lamping:

1128-01-HAL: 1 x T-3 RSC 3 1/8" 120V 150W Max.

1128-01-CF: 2 x GX23-2 120V 13W.



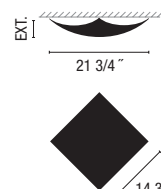
EXT. - Extension
HAL: 5 1/4" - CF: 3 3/4"

1129-01.
Polished chrome metal finish with optical glass diffuser.
Ceiling only:

1129-01-HAL: 1 x T-3 RSC 4 11/16" 120V 300W Max.

1129-01-CF: 2 x GX23-2 120V 13W.

1129-01-INC: 2 x CA-10 Med. 120V 60W Max.



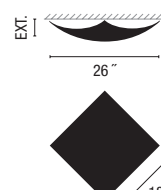
EXT. - Extension
HAL: 4 3/4" - CF: 3 1/4" - INC: 4"

1134-01.
Polished chrome metal finish with optical glass diffuser.
Ceiling only:

1134-01-HAL: 1 x T-3 RSC 4 11/16" 120V 300W Max.

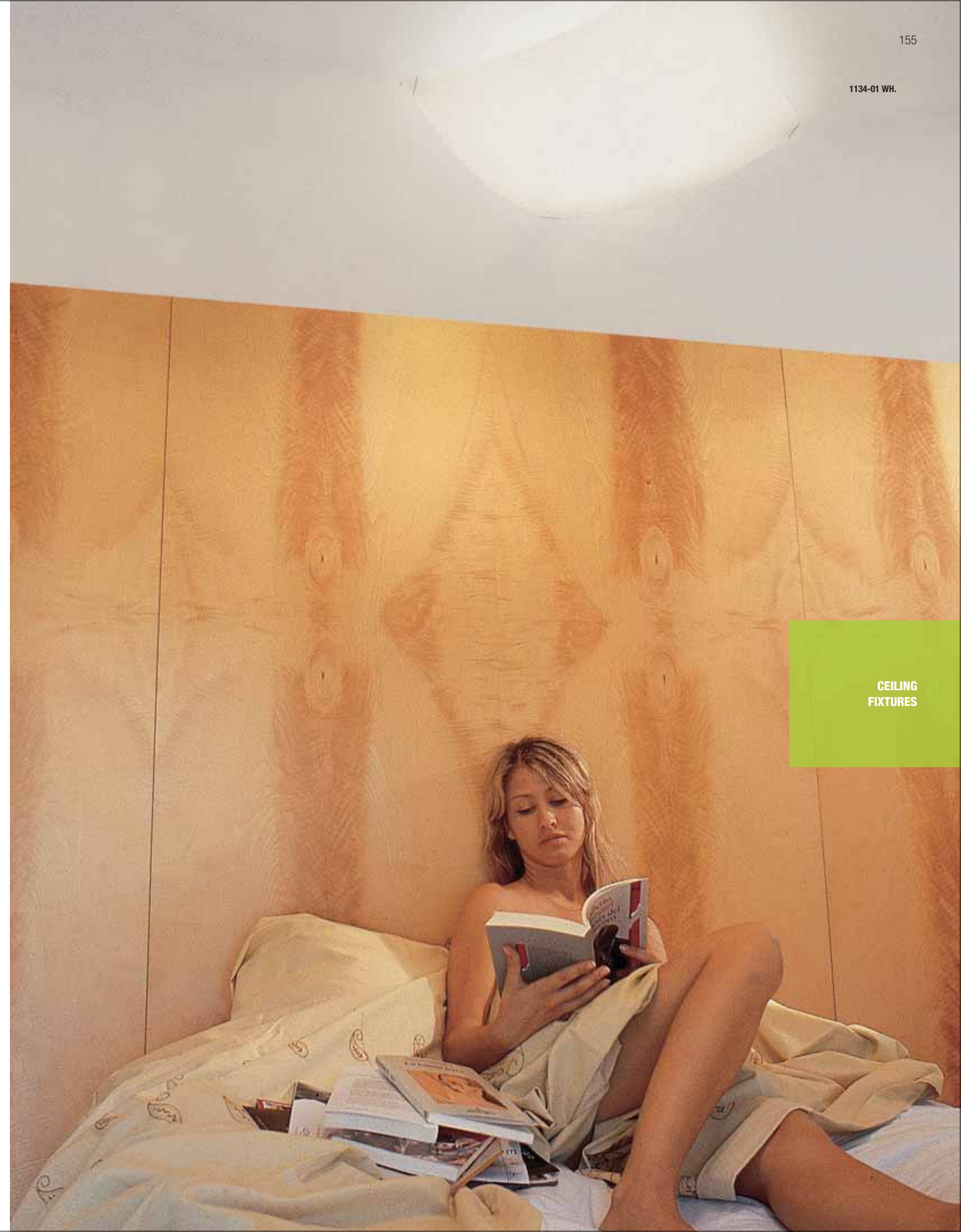
1134-01-CF: 2 x GX23-2 120V 13W.

1134-01-INC: 2 x CA-10 Med. 120V 60W Max.



EXT. - Extension
HAL: 5 1/4" - CF: 3 3/4" - INC: 4 1/2"

1134-01 WH.



CEILING
FIXTURES