




Tile Leveling System: CLIPS & WEDGES



LEVEL: Anchor adjusts to the tiles so they remain level throughout the installation

ALIGN: Designed to address variations in tile thickness

SPACE: Produces a 1/16 inch wide grout joint between tiles

HOLD: Holds tiles firmly in place to ensure a lippage-free surface

CLIPS

Patented 2-part system available in two sizes

A + B for 1/8 in. to 1/2 in. tile

XL A + XL B for 1/2 in. to 3/4 in. tile

WEDGES

A




Easy Snap-Off design

Anchor holes in each side allow mortar to disperse evenly to eliminate potential voids

A

NEW!

B



Reusable wedge reduces the overall cost of the system

B

Designed for quick installation, the Tile Leveling 2-part system (sold separately) reduces costly call backs by ensuring that the finished floor surface is lippage-free. It is the perfect system to use with large-format rectified porcelain, marble and stone where narrow grout joints are required, or with tiles of different thickness. This system is fast, simple and the most cost effective installation method on the market to eliminate lippage.

The tile leveling system provides narrow 1/16 in. grout lines. For grout joints up to 1/4 in., traditional spacers can be used.

U.S. Patent No. 7,992,354

J2114-8610

The Brand that Stands for Excellence.

www.QEP.com

U.S. Headquarters
866 435 8665

Canada
800 840 9422

Europe/Middle East
0031 24 6485348

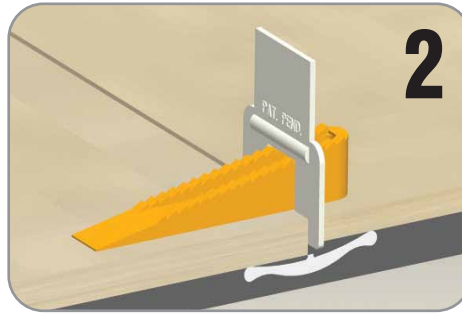
Australia
011 61 3 9797 1888

New Zealand
64 9 415 9700

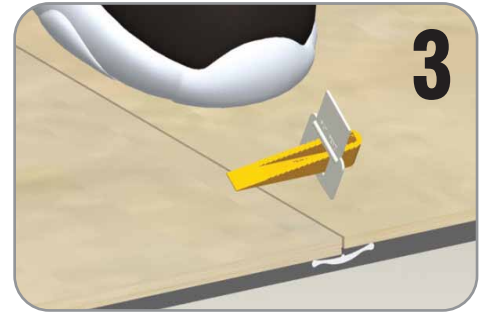
Easy to install and remove!



Slide two clips under the tile and into the mortar approximately 2" from each end of the tile. Place the second tile.



Slide the reusable wedges into the clips to **LEVEL, ALIGN, SPACE** and **HOLD** the tiles.



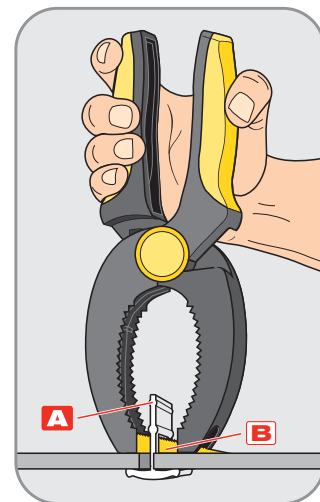
Once the mortar sets, simply kick the clips, forcing them to snap off at the specially designated break-points. Save wedges for future use.

Item #	Tile thickness	Kind	Quantity
NEW 99760Q	1/2 in. to 3/4 in.	x4 A CLIPS	50/bag (8/cs)
NEW 99765Q	1/2 in. to 3/4 in.	x4 B WEDGES	50/bag (8/cs)
99720Q	1/8 in. to 1/2 in.	A CLIPS	96/container (8/cs)
99725Q	1/8 in. to 1/2 in.	B WEDGES	96/container (8/cs)
99702Q	1/8 in. to 1/2 in.	A CLIPS	4800 pc. contractor pack
99703Q	1/8 in. to 1/2 in.	B WEDGES	3600 pc. contractor pack

Use with 99750Q Tile Leveling System Pliers:



- Provide maximum force to push wedges into clips
- Speeds up tile installation when using QEP Tile Leveling System



The Brand that Stands for Excellence.

www.QEP.com

U.S. Headquarters
866 435 8665

Canada
800 840 9422

Europe/Middle East
0031 24 6485348

Australia
011 61 3 9797 1888

New Zealand
64 9 415 9700

J2114-8610