

MK-101 Pro24 JCS  
with Integrated Stand  
U.S. Patent No. 7,419,538




MK-101 Pro24

### MK-101 Pro Series 1-1/2 Hp, 10" Wet Cutting Tile Saw


The MK-101 Pro Series has all the features of the MK-101; in addition it is equipped with a aluminum table with non-slip molded neoprene surface. The permanently lubricated blade shaft bearings provide years of maintenance-free operation. The blade guard has been engineered to provide optimal water flow and is wide enough to accommodate a profile wheel. The Pro24 has an extended length of cut to 24". One-year limited warranty.

<b>Motor</b>	Electric	
<b>Power</b>	1-1/2 Hp, 120V	
<b>Blade Capacity</b>	10" (254 mm)	
<b>Depth of Cut</b>	3" (76 mm)	
<b>Includes</b>	<ul style="list-style-type: none"> <li>• 10" MK-225 Hot Dog Blade</li> <li>• Water Pump</li> <li>• Side Extension Table</li> <li>• 90° Protractor</li> </ul>	<ul style="list-style-type: none"> <li>• Dressing Stone</li> <li>• Stand w/Casters</li> <li>• Dual 45° Flat Angle Guide</li> <li>• Rip Guide</li> <li>• 45° Miter</li> <li>• Tool Carrying Tray</li> </ul>
<b>Model</b>	MK-101 Pro24	MK-101 Pro24 JCS (Integrated Stand)
<b>Length of Cut</b>	24" (610 mm)	24" (610 mm)
<b>Diagonally Cut</b>	18" (457 mm) Tile	18" (457 mm) Tile
<b>L x W x H (inches)</b>	41" x 22" x 23"	48" x 24" x 28"
<b>L x W x H (mm)</b>	1,041 x 559 x 584	1,219 x 610 x 711
<b>Weight</b>	130 lbs. (59 kg)	156 lbs. (71 kg)
<b>Part#</b>	153243	153243-JCS


Motor available in other electrical configurations.



Multi-position motor post and cutting head for convenient cutting of various tile sizes



Locking blade shaft for easy blade removal



Equipped with cast aluminum table with non-slip molded neoprene surface