

# Assembly Instructions Juniper Cases

ND 0907

## 1 Hardware in this Box.

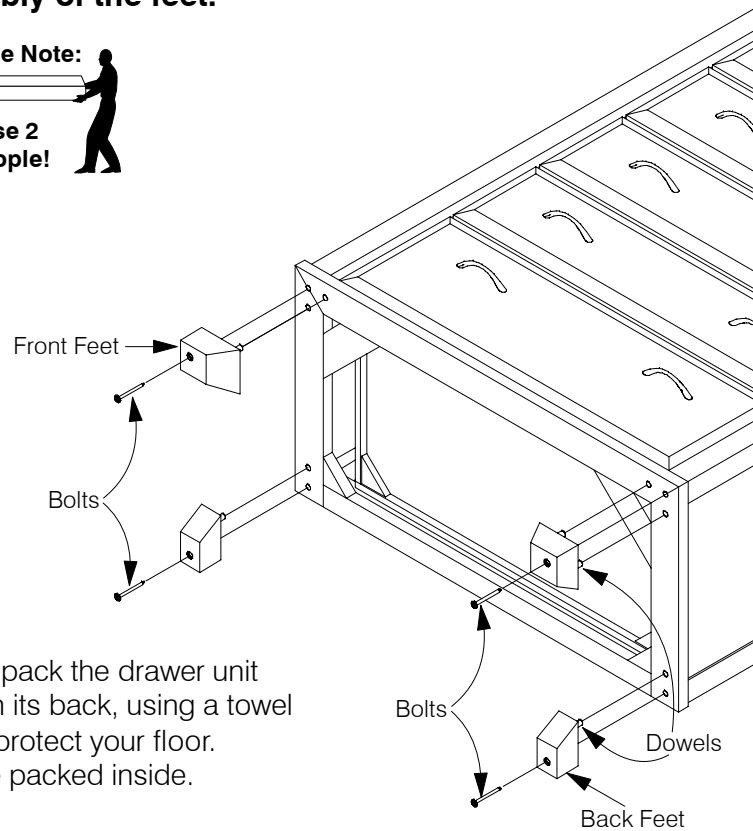
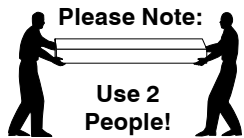


80mm Bolts  
x 4



Allen Key  
x 1

## 2 Assembly of the feet.



Carefully unpack the drawer unit and lay it on its back, using a towel or sheet to protect your floor. The feet are packed inside.

**!!!** Be careful not to tip the unit forward, as the drawers can slide open unexpectedly.

# Assembly Instructions Juniper Cases

ND 0907

## 1 Hardware in this Box.

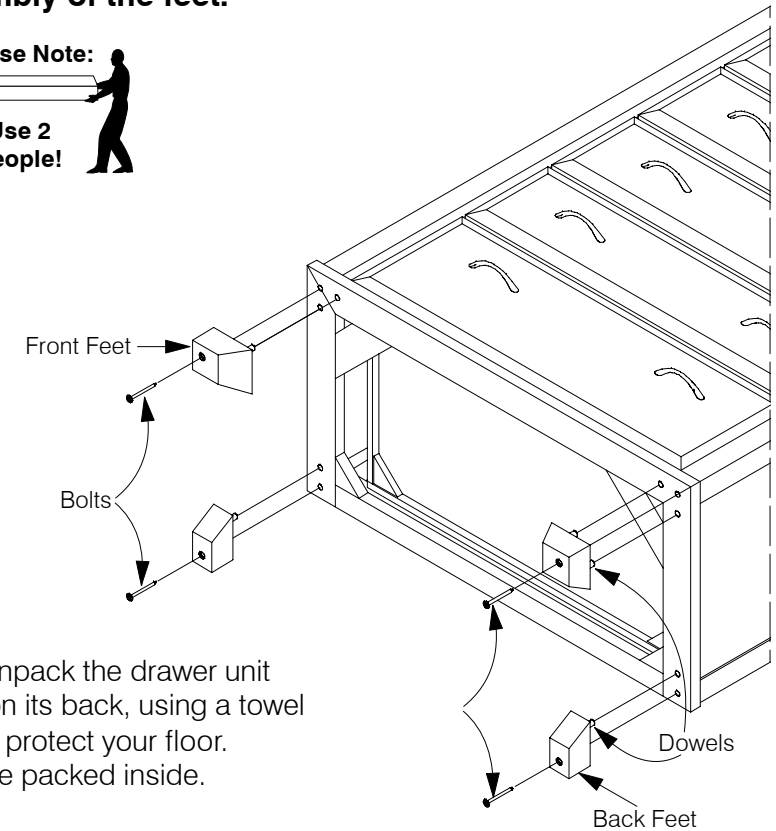
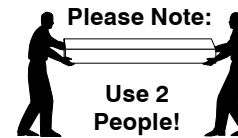


80mm Bolts  
x 4



Allen Key  
x 1

## 2 Assembly of the feet.



Carefully unpack the drawer unit and lay it on its back, using a towel or sheet to protect your floor. The feet are packed inside.

**!!!** Be careful not to tip the unit forward, as the drawers can slide open unexpectedly.