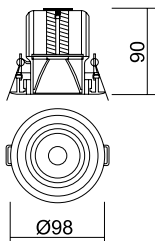


12W Downlights

This range of architecturally designed downlights are both modern & versatile. They are compact in size and can be used as a direct replacement for fixed & gimbal 50W Halogen downlights.

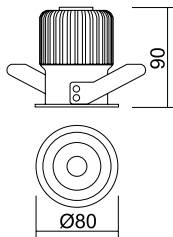
- Colour Temperatures: 3000K (Warm White) and 4000K (Cool White)

VBLDL-231-2



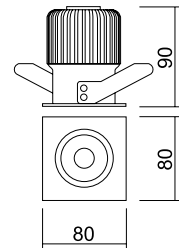
Cutout
Ø88mm

VBLDL-241-1



Cutout
Ø70mm

VBLDL-251-1



Cutout
Ø66mm

Specifications

Wattage	Input Current	Lamp Life	LED Source	Beam Angle	Lumen Output	CRI
12W	350mA	40,000 hours	EPISTAR	40°	720.2lm (WW) 740.8lm (CW)	>82

3000K			4000K		
Height	Diameter (mm)	Lux	Height	Diameter (mm)	Lux
1m	752.1	1359lx	1m	740	1426lx
2m	1504.2	339.6lx	2m	1479.9	356.6lx
3m	2256.3	150.9lx	3m	2219.9	158.5lx
4m	3008.4	84.91lx	4m	2959.8	89.14lx
5m	3760.5	54.34lx	5m	3699.8	57.05lx

Please select suitable driver at time of ordering

Available in hardwired or with a flex and plug



Non-dimmable



VBLDL-35013FP (with flex & plug)
VBLDL-35013HW (hardwired)

Dimmable



VBLDL-35013FP-D (with flex & plug)
VBLDL-35013HW-D (hardwired)