

# Pinnacle 2™ Value and Pinnacle 2™ Extended

Adjustable Keyboards - Arms



Keyboard arms offering unprecedented smoothness and adjustability for maximum comfort

## Pinnacle 2™ arms

### All Pinnacle 2 arms feature:

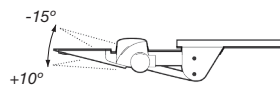
- Tilt range:  $-15^{\circ}$  to  $+10^{\circ}$
- No-knob, no-lever, Lift-n-Lock™ for one-touch height adjustment
- Independent height and angle controls
- Height range from flush to 6" below worksurface
- 360° swivel for easy positioning and storage
- Non-intrusive low profile track provides maximum knee clearance
- Optional no-positive-tilt kit

### Pinnacle 2 Extended

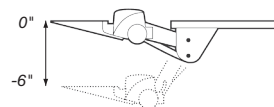
This version of Pinnacle 2 provides 2½" additional reach and extends 8½" below worksurface. Available in 17", 22" and 28" versions.

### Pinnacle 2 Value

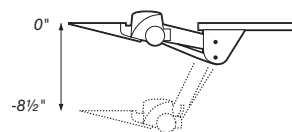
With nylon track for installations where budget is a concern. Available in 17" and 22" versions.



All Pinnacle 2 Arms feature  $-15^{\circ}$  to  $+10^{\circ}$  tilt as required by BIFMA



Pinnacle 2 Value



Pinnacle 2 Extended

### Accurate tilt adjustment

Tilt adjustment from  $-15^{\circ}$  to  $+10^{\circ}$  displayed on easily viewed tilt indicator gauge

### Ergonomic knob

Easy tilt adjustment with independent height and angle controls



*At WorkRite we believe that every body has a right to work comfortably and safely for maximum productivity. You can trust WorkRite - as 75% of Fortune 100 companies have - to create innovative solutions that flex to the diverse range of user needs, preferences and settings at work today.*

# Pinnacle 2™ Value and Pinnacle 2™ Extended

Adjustable Keyboards - Arms

Keyboard arms offering unprecedented smoothness and adjustability for maximum comfort

## Pinnacle 2 — Value

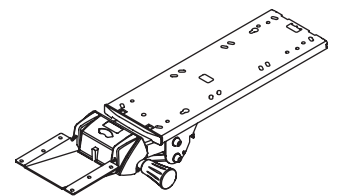
- Features nylon glide track
- No-knob, no-lever, Lift-N-Lock for one-touch height adjustment
- Low profile design maximizes knee clearance
- Independent height and angle controls
- Tilt range: -15° to +10°
- Height range from flush to 6" below the worksurface
- 360° swivel for easy positioning and storage
- Available in three track lengths; all tracks are 7 1/8" wide

| Platform     | Track Length | Model #   | Weight |
|--------------|--------------|-----------|--------|
| Banana Board | 22"          | 3175-22NB | 10     |
|              | 17"          | 3175-17NB | 9      |
| All Others   | 22"          | 3175-22N  | 10     |
|              | 17"          | 3175-17N  | 10     |

For positive lock out kit, add "PLO" at the end of the model # (eg 3175-22NBPLO). \$12 upcharge applies

**TIP: 22" track length is most popular**

NOTE: When 17" track is completely retracted, 11 1/2" deep keyboard platforms will exceed front worksurface edge by up to 2 1/2".



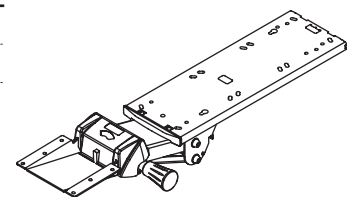
## Pinnacle 2 — Extended

- Features sleek low-profile progressive ball bearing slide track for smooth, consistent operation
- 2 1/2" more reach allows for greater versatility and ergonomic placement of keyboard and mouse.
- Height range adjusts from flush to 8" below the worksurface.
- No-knob, no-lever, Lift-N-Lock for one-touch height adjustment
- Low profile design maximizes knee clearance
- Independent height and angle controls
- Tilt range: -15° to +10°
- 360° swivel for easy positioning and storage
- Available in three track lengths; all tracks are 7 1/8" wide

|     |     |           |    |
|-----|-----|-----------|----|
| All | 17" | 3172-17TG | 14 |
|     | 22" | 3172-22TG | 16 |
|     | 28" | 3172-28TG | 17 |

For positive lock out kit, add "PLO" at the end of the model # (eg 3172-22NBPLO). \$12 upcharge applies.

NOTE: When 17" track is completely retracted, 11 1/2" deep keyboard platforms will exceed front worksurface edge by up to 5".



The following are federally registered trademarks of WorkRite Ergonomics: Stylized I®, and WorkRite Ergonomics®. The following are trademarks of WorkRite Ergonomics: JelRite™, LeatheRite™, Mouse-Forward™, Optimizer™ and Quick Ship Logo™.

3172N\_3175TGCS ©2007  
Contents subject to change without notice.

WorkRite Ergonomics, Inc.  
1450 Technology Lane, Petaluma · CA 94954  
www.workriteergo.com · 800.959.9675