

Locking Lever Arm

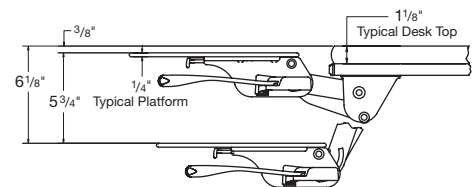
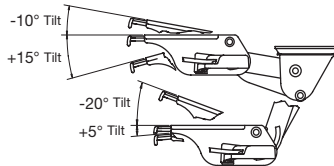
Adjustable Keyboards - Arms



Adjustable arm with ADA lever that allows easy adjustment and locking of arm height

Lock in your height

Our Locking Lever Arm securely locks in the desired keyboard platform height. Features a low profile, progressive ball bearing slide track for smooth, maintenance free operation.

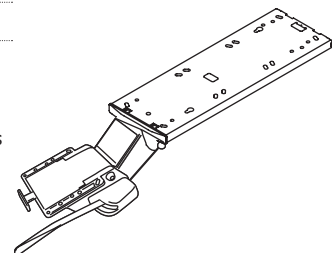


Features

- Features the sleek low-profile progressive ball bearing slide track for smooth, consistent operation
- Low profile design maximizes knee clearance
- 360° swivel for easy positioning and storage
- Height range adjusts from flush to 6" below the worksurface
- Pull tab operates with just 3 lbs. of fingertip effort
- Lever securely locks in desired keyboard platform height

Platform	Track Length	Model #	Weight
All	17"	170-17TG	11
	22"	170-22TG	11
	28"	170-28TG	14

NOTE: When 22" track is completely retracted, 11½" deep keyboard platforms will exceed front worksurface edge by up to 2½". When ordering separate platforms add "170" to model # of platform.



At WorkRite we believe that every body has a right to work comfortably and safely for maximum productivity. You can trust WorkRite - as 75% of Fortune 100 companies have - to create innovative solutions that flex to the diverse range of user needs, preferences and settings at work today.