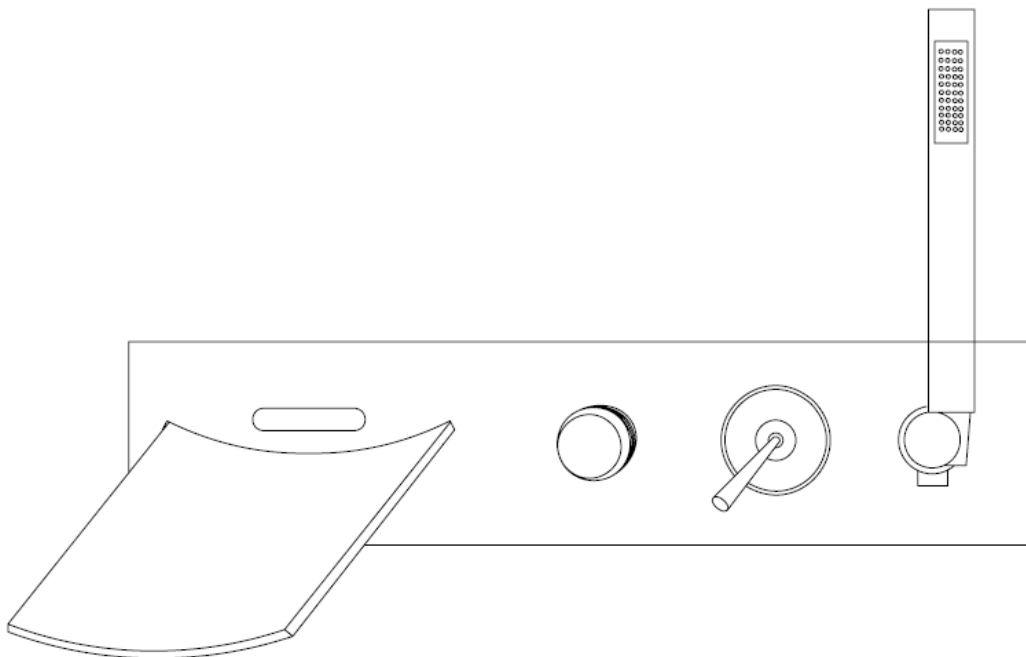

SUMERAIN®

MODEL: S2045CW2

Version: 1.0

USER MANUAL

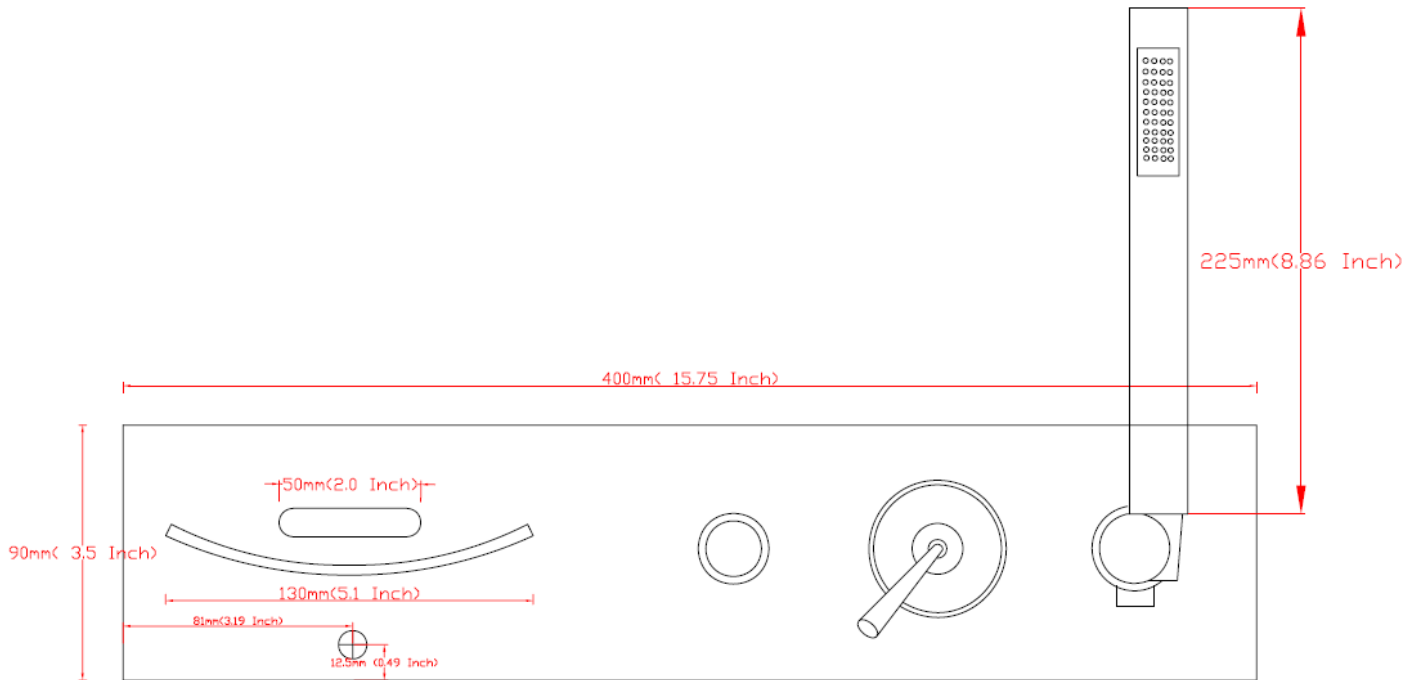


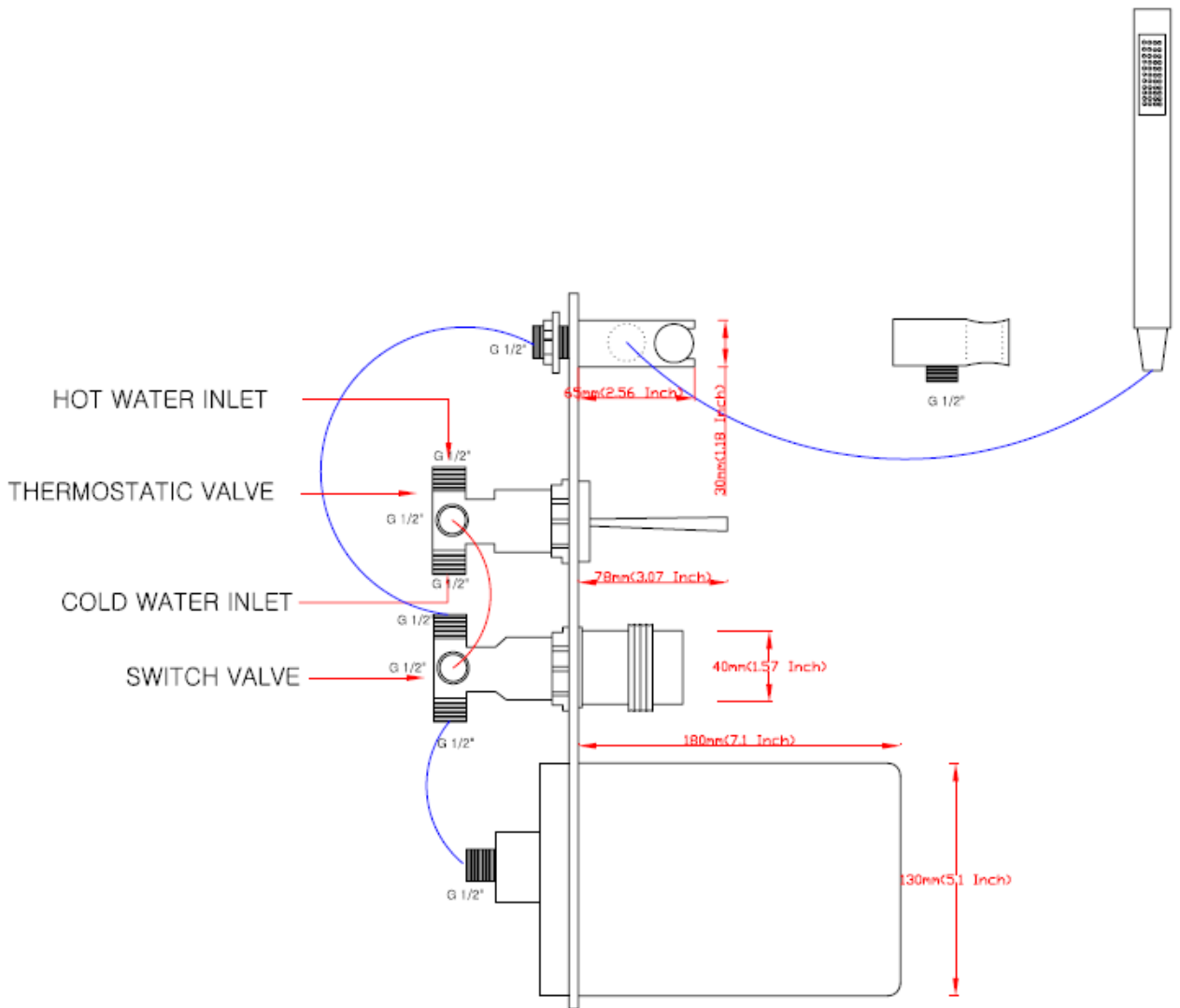
WALLMOUNT WATERFALL BATHTUB FAUCET

Specification

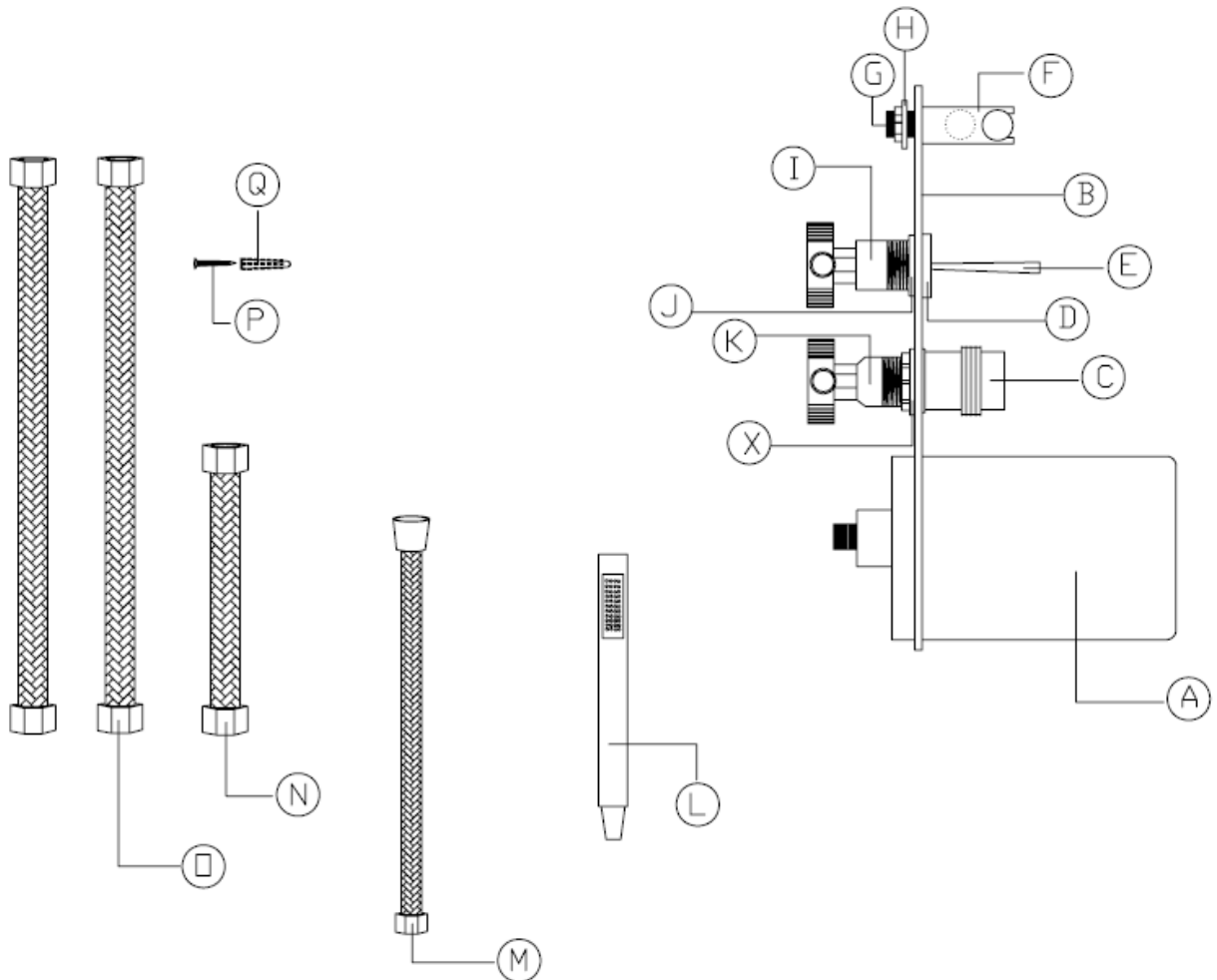
Function	Wall mount Tub Waterfall Faucet with sprayer
Feature	Waterfall, Wall mount
Style	Contemporary
Finish	Chrome
Installation Holes	One Hole
Number of Handles	Single Handle
Faucet Total Height	Adjustable
Spout Spread	180mm [7.1 Inch]
Spout Width	130mm [5.1 Inch]
Spout Height	Adjustable
Valve Type	Ceramic Valve
Faucet Body Material	Brass
Faucet Spout Material	Stainless steel
Net Weight	3.6 KG
Gross Weight	4.5KG
Working water press	0.2 ~0.8 Mpa

Dimension





Packing list



CODE	ITEM NAME	QTY	CODE	ITEM NAME	QTY
A	SPOUT	1 PCS	B	Front panel	1 PCS
C	Knob	1 PCS	D	Escutcheon	1 PCS
E	Handle	1 PCS	F	Sprayer holder	1 PCS
G	Sprayer inlet connector	1 PCS	H	Nut	0 PCS
I	Thermostatic valve	1 PCS	J	Nut	1 PCS
K	Switch valve	1 PCS	L	Sprayer	1 PCS
M	1.2m sprayer hose	1 PCS	N	20cm hose	1 PCS
O	40cm hose	2 PCS	P	Screw	1 PCS
Q	Plastic Expansion Nails	1 PCS	x	Nut	1 PCS



HONGKONG SUMERAIN SANITARY INDUSTRY CO..LIMITED

Address: ROOM 1018, HOLLYWOOD PLAZA 610 NATHAN ROAD MONGKOK, KL
Factory Address: Shuikou Industrial Park, Kaiping City, Guangdong Province,
China (Mainland)
Tel: +86-750-2731579
Toll Free: 400-0999-075
E-mail: hk@sumerain.com

SUMERAIN INTERNATIONAL GROUP – AMERICA Branch

Address: 13455 Harper Dr.
Saratoga, CA 95070
USA
Tel: +1-408-867-8884
FAX: +1-408-867-4272
E-mail: us@sumerain.com