


# Marshall Pendant (Compact Fluorescent)

700TDMARP\_-CF 1.0

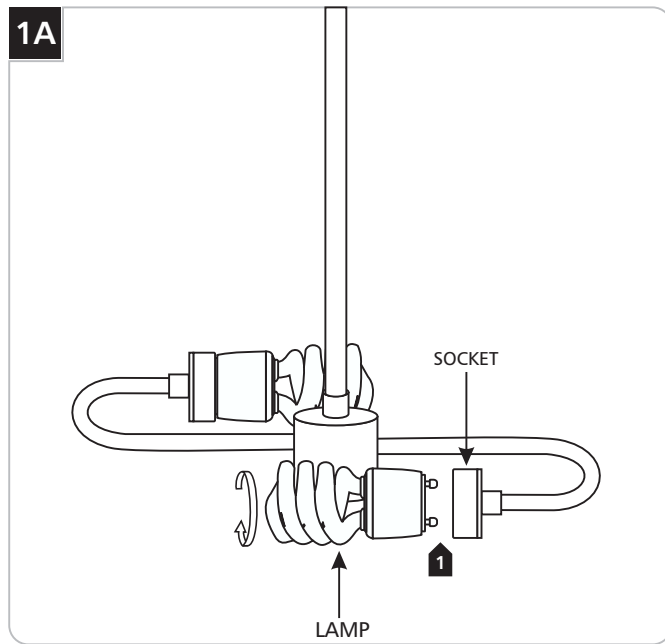


## GENERAL PRODUCT INFORMATION:

This product is suitable for damp locations.



## Install the Lamp



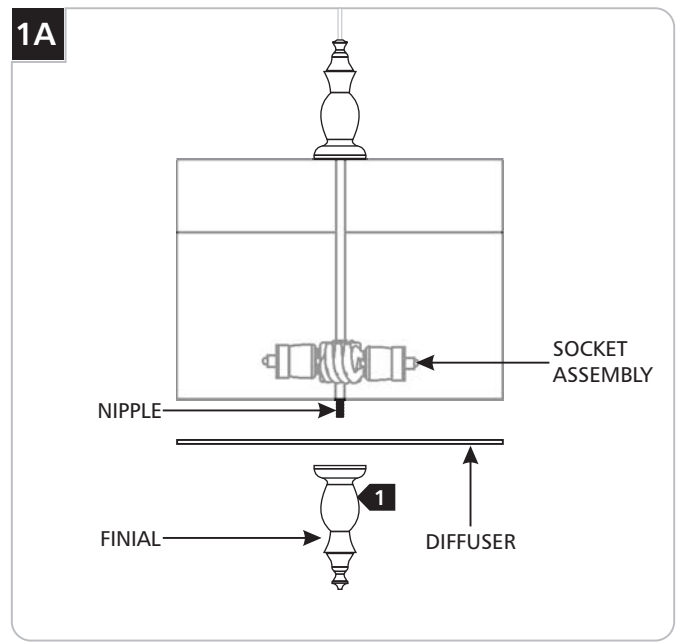
**CAUTION:** To reduce the risk of a burn or electric shock during relamping, disconnect the power to the fixture.

Use **MAX 120 Volt, 27 Watt Type GU24 Base Self Ballasted Spiral Compact Fluorescent Lamp With Each Socket.**



- 1 Push the lamp pins into the large portion of the socket slots and rotate it clockwise to lock it in place securely.

## Assemble the Fixture



- 1 Place the diffuser onto the nipple and secure it to the socket assembly by tightening the finial.

**NOTE:** Do not over tighten the finial. Overtightening may break the glass and result in injury.

**SAVE THESE INSTRUCTIONS!**



7400 Linder Ave, Skokie, IL 60077  
847.410.4400

[www.techlighting.com](http://www.techlighting.com)

© 2013 Tech Lighting, L.L.C. All rights reserved. The "Tech Lighting" graphic is a registered trademark of Tech Lighting, L.L.C. Tech Lighting reserves the right to change specifications for product improvements without notification.  
A Generation Brands Company