



PENDANTS

GENERAL PRODUCT INFORMATION:

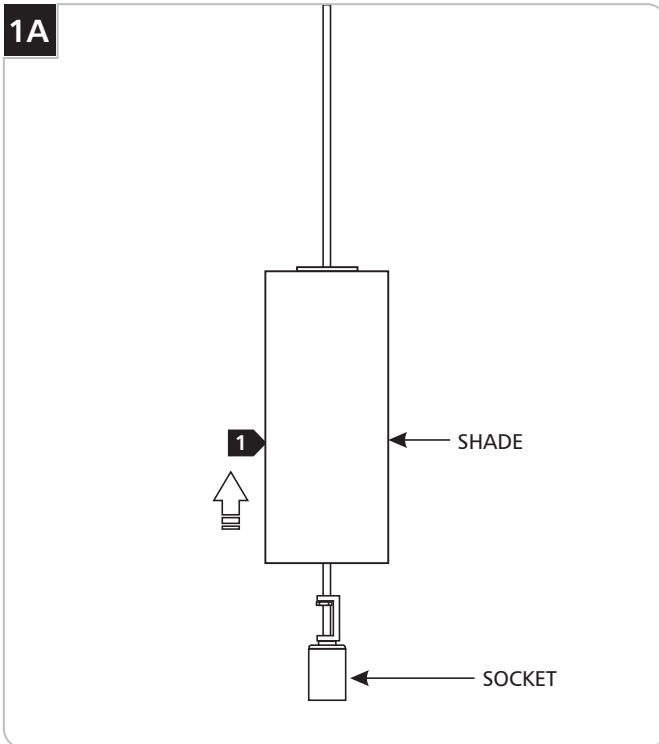


This product is suitable for damp locations.

This product can be dimmed with a standard incandescent dimmer.

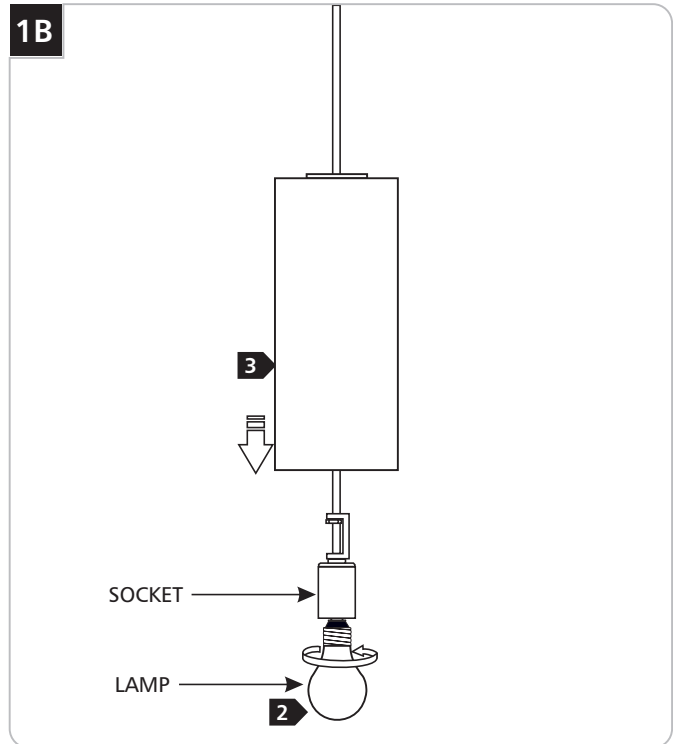



Installing the Lamp



**CAUTION:** To reduce the risk of a burn or electric shock during relamping, disconnect the power to the fixture.

**1** Lift the shade up to expose the socket.



Use **MAX** 120 Volt, **75** Watt A19 (medium) base lamp. 

A 120 Volt, **75** Watt A19 (medium) base lamp (recommended) is provided with the fixture.

**2** Screw the new lamp into the socket.

**3** Lower the shade back on top of the socket assembly.

**SAVE THESE INSTRUCTIONS!**



7400 Linder Ave, Skokie, IL 60077  
847.410.4400

[www.2thousanddegrees.com](http://www.2thousanddegrees.com)

© 2008 Tech Lighting, L.L.C. All rights reserved. The "2thousand degrees" graphic is a registered trademark of 2thousand degrees. 2thousand degrees reserves the right to change specifications for product improvements without notification.

A Generation Brands Company