

Aluminum Mailboxes - Standard System



2230



2220



2218

STANDARD SYSTEM REAR LOADING



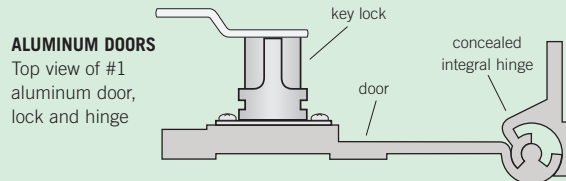
Salsbury 2200 series standard system aluminum mailboxes have 1/4" thick extruded aluminum doors with a durable powder coated aluminum finish. Each door includes a five (5) pin cylinder cam lock with two (2) keys. Standard system aluminum mailbox units are designed to stack two (2) high and mount adjacent to each other or between wall studs. All units have the same outside dimensions. Alternative locking systems are available - see aluminum mailbox options on page 39. The mailbox compartments have open backs (hinged locking rear covers #2250 are available as an option upon request) and are constructed of 20 gauge steel. Standard system aluminum mailboxes are ideal for use in colleges and schools, private postal centers, government agencies, corporate mailrooms, military bases, police stations and many other applications.

STANDARD SYSTEM - REAR LOADING

MODEL	DESCRIPTION	DOOR SIZE	WEIGHT	PRICE
2230	30 Doors	3-1/2" W x 5-1/2" H	100 lbs.	\$525.00
2220	20 Doors	5-1/2" W x 5-1/2" H	90 lbs.	\$500.00
2218	18 Doors	(16) 5-1/2" W x 5-1/2" H (2) 10-3/4" W x 5-1/2" H	90 lbs.	\$500.00
2214	14 Doors	(12) 5-1/2" W x 5-1/2" H (2) 10-3/4" W x 11-1/2" H	85 lbs.	\$500.00
2210	10 Doors	10-3/4" W x 5-1/2" H	85 lbs.	\$500.00
2206	6 Doors	(2) 10-3/4" W x 5-1/2" H (4) 10-3/4" W x 11-1/2" H	70 lbs.	\$450.00

UNIT SIZE 23-1/2" W x 30" H x 15-1/2" D

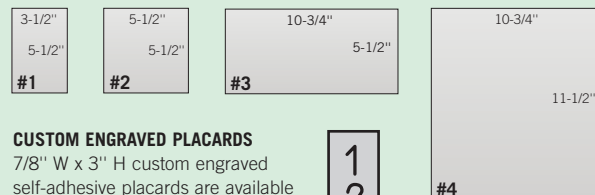
2213	Trim - black - for up to (3) columns of mailboxes	\$80.00
2286	Lock - combination for each 2200 series door	\$10.00
2290	Lock - standard replacement for 2200 series doors - with (2) keys	\$8.00
2299	Key blanks - for standard 2200 series locks - box of (50)	\$30.00



ALUMINUM DOORS

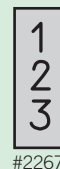
Top view of #1 aluminum door, lock and hinge

2200 SERIES STANDARD SYSTEM DOOR SIZES



CUSTOM ENGRAVED PLACARDS

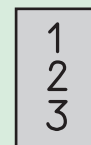
7/8" W x 3" H custom engraved self-adhesive placards are available as an option upon request. (#2267 - \$3.00)



CUSTOM DOOR ENGRAVING

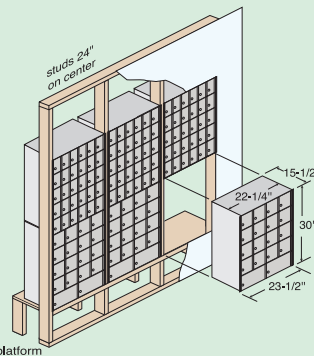
Custom door engraving is available as an option upon request.

- Custom engraved door - regular (#2268 - \$3.00)
- Custom engraved door - black filled (#2274 - \$3.00)



SAMPLE INSTALLATION

Models displayed:
(3) 2230's
(3) 2218's



Allow approximately 24" W and 60" H for each mailbox column.

Volume Discount Pricing Available On-Line!