

## Don't Miss These Recommended Options



AC/DC TIG Package  
(K2350-2)



Remote Control  
(K857-1)



Canvas Cover  
(K886-2)



Foot Amptrol™  
(K870)



All-Terrain Undercarriage  
(K1737-1)



TIG Module  
(K930-2)



LN-25 PRO Wire Feeder  
(K2613-1)



Road Trailer  
(K2635-1)



Magnum® SG Spool Gun  
(K487-25)

## Why Buy a Ranger®?

- ✓ Professional Stick and Wire Welding.
- ✓ High Capacity AC Generator Power.
- ✓ Large Selection of Equipment Options.
- ✓ Compact Units Easily Fit on Pick-up Trucks.
- ✓ Gasoline, Diesel and LPG Engines.
- ✓ Low Noise.
- ✓ Welding and AC Generator Outputs Rated at 104°F (40°C).
- ✓ Lincoln Electric Three-Year Warranty.

## Lincoln Electric Welding Technologies

### Reactor Technology



- Professional Arc.
- Minimal Electronics.
- AC TIG using Optional TIG Module on Product having AC Welding Output.
- Budget Price.

### Chopper Technology®



- Superior Arc Performance.
- Pipe Welding.
- Touch Start TIG® (DC).
- AC TIG with Precision TIG® or Invertec® TIG Products.
- Nominal 120V and 240V AC Generator Voltage is Independent of Any Weld Dial Setting.

### Touch Start TIG® (DC) Technology



- Touch and Raise Tungsten to Start.
- Avoids Tungsten Contamination.
- No High-Frequency Equipment Required.
- Voltage Sensing Arc Shut-Off Makes it Easy to Finish the Weld.

Engine-Driven Welder/Generators

# RANGER®

## Selection Guide



**LINCOLN**  
ELECTRIC



THE LINCOLN ELECTRIC COMPANY

22801 Saint Clair Ave. • Cleveland, OH • 44117-1199 • U.S.A.  
Ph: +1.216.481.8100 • www.lincolnelectric.com








MC10-81 07/10 Printed in the U.S.A.

**LINCOLN**  
ELECTRIC



# Ranger® Engine-Driven Welder/Generators

SELECT THE RANGER® THAT'S RIGHT FOR YOU!

<b>Technology</b>  Reactor Technology  Chopper Technology®	 <b>Ranger® 225</b>	 <b>Ranger® 250 GXT</b>	 <b>Ranger® 305 G</b>	 <b>Ranger® 305 D</b>	 <b>Ranger® 305 LPG</b>
<b>Key Reasons To Buy</b>	<i>DC Stick Welding; Low Price</i>	<i>AC/DC Stick Welding; Excellent AC TIG</i>	<i>Gasoline Engine; Superior DC Multi-Process Welding</i>	<i>Diesel Engine; Superior DC Multi-Process Welding</i>	<i>LPG Engine; Superior DC Multi-Process Welding</i>
<b>Arc Performance</b>	<ul style="list-style-type: none"> <li>General purpose DC stick welding up to 225 amps.</li> <li>Basic CV wire welding up to 200 amps.</li> </ul>	<ul style="list-style-type: none"> <li>General purpose AC &amp; DC stick welding up to 250 amps.</li> <li>Basic CV wire welding up to 250 amps.</li> <li>Excellent AC TIG welding (with Optional TIG Module).</li> </ul>	<ul style="list-style-type: none"> <li>Superior multi-process DC arc performance up to 300 amps.</li> <li>Wire welding up to 5/64 in. diameter, 3/16 in. stick electrode.</li> <li>Touch Start TIG® (DC) welding.</li> <li>Excellent pipe welding capability.</li> </ul>	<ul style="list-style-type: none"> <li>Superior multi-process DC arc performance up to 300 amps.</li> <li>Wire welding up to 5/64 in. diameter, 3/16 in. stick electrode.</li> <li>Touch Start TIG® (DC) welding.</li> <li>Excellent pipe welding capability.</li> </ul>	<ul style="list-style-type: none"> <li>Superior multi-process DC arc performance up to 300 amps.</li> <li>Wire welding up to 5/64 in. diameter, 3/16 in. stick electrode.</li> <li>Touch Start TIG® (DC) welding.</li> <li>Excellent pipe welding capability.</li> </ul>
<b>Generator Power</b>	<ul style="list-style-type: none"> <li>AC generator power for tools, lights, plasma cutting, AC TIG welding.</li> </ul>	<ul style="list-style-type: none"> <li>AC generator power for tools, lights, plasma cutting.</li> </ul>	<ul style="list-style-type: none"> <li>AC generator power for tools, lights, plasma cutting, AC TIG welding.</li> </ul>	<ul style="list-style-type: none"> <li>AC generator power for tools, lights, plasma cutting, AC TIG welding.</li> </ul>	<ul style="list-style-type: none"> <li>AC generator power for tools, lights, plasma cutting, AC TIG welding.</li> </ul>
<b>Engine Type</b>	<ul style="list-style-type: none"> <li>Gasoline for maximum portability.</li> </ul>	<ul style="list-style-type: none"> <li>Gasoline for maximum portability.</li> </ul>	<ul style="list-style-type: none"> <li>Gasoline for maximum portability.</li> </ul>	<ul style="list-style-type: none"> <li>Diesel engine for better fuel economy at 300 amps output.</li> </ul>	<ul style="list-style-type: none"> <li>LPG when gasoline and diesel emissions are not acceptable.</li> </ul>
<b>Case</b>	<ul style="list-style-type: none"> <li>Enclosed case for lower noise.</li> </ul>	<ul style="list-style-type: none"> <li>Enclosed case for lower noise.</li> </ul>	<ul style="list-style-type: none"> <li>Enclosed case for lower noise.</li> </ul>	<ul style="list-style-type: none"> <li>Enclosed case for lower noise.</li> </ul>	<ul style="list-style-type: none"> <li>Enclosed case for lower noise.</li> </ul>
<b>Remote Capability</b>	<ul style="list-style-type: none"> <li>Not available</li> </ul>	<ul style="list-style-type: none"> <li>Connection for remote weld output.</li> </ul>	<ul style="list-style-type: none"> <li>Connections for remote weld output and wire feeder control cable.</li> </ul>	<ul style="list-style-type: none"> <li>Connections for remote weld output and wire feeder control cable.</li> </ul>	<ul style="list-style-type: none"> <li>Connections for remote weld output and wire feeder control cable.</li> </ul>
<b>Special Features</b>	<ul style="list-style-type: none"> <li>Low price for limited budgets.</li> </ul>	<ul style="list-style-type: none"> <li>Product also available with stainless steel case sides and roof.</li> </ul>	<ul style="list-style-type: none"> <li>Digital weld meters to read pre-set and actual output.</li> </ul>	<ul style="list-style-type: none"> <li>Digital weld meters to read pre-set and actual output.</li> </ul>	<ul style="list-style-type: none"> <li>Digital weld meters to read pre-set and actual output.</li> </ul>

## TECHNICAL SPECIFICATIONS

<b>Rated Output: Amps, Volts, Duty</b>	225A DC CC, 25V, 40% 210A DC CC, 25V, 100% 200A DC CV, 20V, 100%	250A DC CC, 25V, 100% 250A AC CC, 25V, 100% 250A DC CV, 25V, 100%	305A DC CC, 29V, 100% 300A DC Pipe, 29V, 100% 300A DC CV, 29V, 100% 250A DC TIG, 30V, 100%	305A DC CC, 29V, 100% 300A DC Pipe, 29V, 100% 300A DC CV, 29V, 100% 250A DC TIG, 30V, 100%	305A DC CC, 25V, 100% 300A DC Pipe, 25V, 100% 300A DC CV, 25V, 100% 250A DC TIG, 30V, 100%
<b>Weld Processes</b>	CC-Stick, Scratch Start TIG, CV-Wire	CC-Stick, Scratch Start TIG, CV-Wire	CC-Stick, Touch Start TIG®, CV-Wire, Pipe	CC-Stick, Touch Start TIG®, CV-Wire, Pipe	CC-Stick, Touch Start TIG®, CV-Wire, Pipe
<b>Arc Performance Technology</b>	Reactor Technology	Reactor Technology	Chopper Technology®	Chopper Technology®	Chopper Technology®
<b>AC Generator (Single Phase)</b>	10,500 Watts Peak 9,000 Watts Continuous	11,000 Watts Peak 10,000 Watts Continuous	10,500 Watts Peak 9,500 Watts Continuous	10,500 Watts Peak 9,500 Watts Continuous	10,000 Watts Peak 9,000 Watts Continuous
<b>Arc Gouging Diameter</b>	5/32 Inch	3/16 Inch	3/16 Inch	3/16 Inch	3/16 Inch
<b>Case Dimensions H x W x D</b>	29.9 x 21.5 x 42.3 Inches 36.2 to Top of Exhaust Tube	29.9 x 21.5 x 42.3 Inches 36.2 to Top of Exhaust Tube	29.9 x 21.5 x 42.3 Inches 36.2 to Top of Exhaust Tube	29.9 x 21.5 x 52.3 Inches 35.8 to Top of Exhaust Tube	29.9 x 21.5 x 42.3 Inches 36.2 to Top of Exhaust Tube
<b>Engine Fuel</b>	Gasoline	Gasoline	Gasoline	Diesel	LPG (Liquid Propane Gas)
<b>Engine Brand &amp; HP</b>	23 HP Kohler®	23 HP Kohler®	23 HP Kohler®	18.8 HP Kubota®	25 HP Kohler®
<b>Product Weight</b>	514 lb.	602 lb.	510 lb.	698 lb.	480 lb.
<b>Noise at Rated Load Sound Level Sound Power (Lwa)</b>	76.4 dBA at 23 ft. 100.7 dB	76.4 dBA at 23 ft. 100.7 dB	76.7 dBA at 23 ft. 101.3 dB	80.6 dBA at 23 ft. 104.2 dB	76.7 dBA at 23 ft. 101.3 dB