





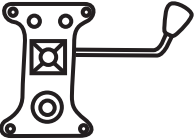



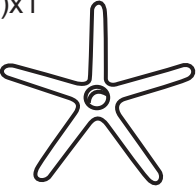
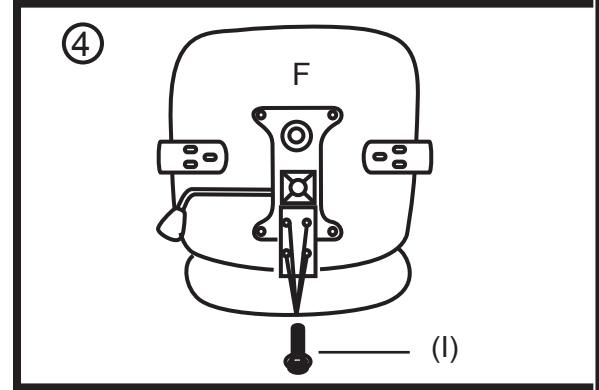
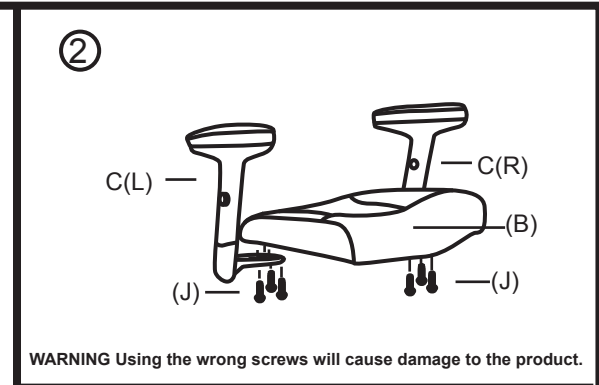
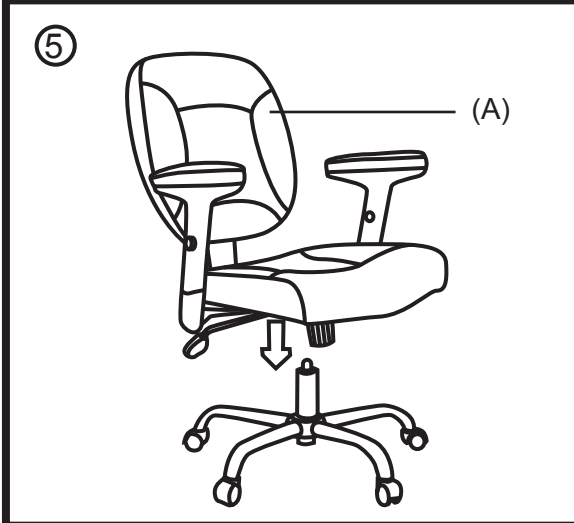
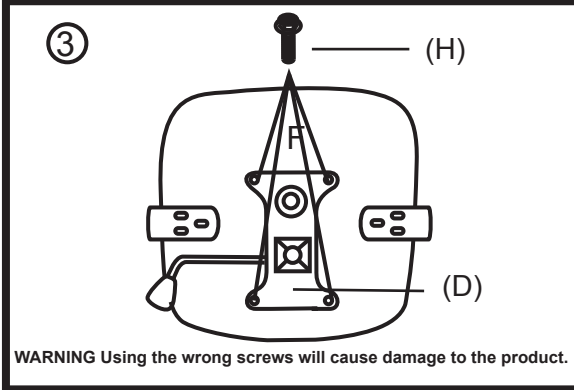
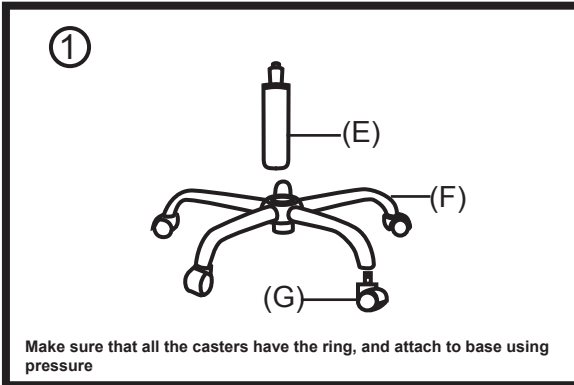


RTA-0034 (GO)

(A)x1 	(G)x5 
(B)x1 	(H)x4  1/4X20mm
(C)x1(L)x1(R) 	(I)x4  1/4X25mm
(D)x1 	(J)x6  1/4X30mm
(E)x1 	(K)x1 
(F)x1 	



NOTE:

[*] Back Tilt Mechanism: PULL handle OUT to UNLOCK and PUSH handle IN to LOCK this feature.

[**] Tilt Tension Control: turn CLOCKWISE to apply more tension or turn COUNTERCLOCKWISE to release tension.

WARNING: Do not over tighten screws until all pieces are properly in place. Doing so may cause improper alignment of the arms.