

# DOREL ASIA


---

Sectional Sofa

**Model No:** WM3054-2MWC (Brown)  
WM3054-3MWC (Black)  
WM3054-2G (Grey)

**UPC CODE:**

0-65857-14806-0 (Brown)  
0-65857-14807-7 (Black)  
0-65857-15382-8 (Grey)



**NOTE:**  
THIS INSTRUCTION  
BOOKLET CONTAINS  
**IMPORTANT** SAFETY  
INFORMATION. PLEASE  
READ AND KEEP FOR  
FUTURE REFERENCE.

Lot number:  
(TAKEN FROM CARTON)

\_\_\_\_\_

Date of purchase:

\_\_\_\_\_ / \_\_\_\_\_ / \_\_\_\_\_

**DO NOT RETURN PRODUCT TO THE STORE.**

If a part is missing or damaged, contact our customer  
service department. We will replace the part  
**FREE** of charge.



Tel #: 1-800-295-1980  
E-Mail: das@dorel.com  
Fax #: 514-353-7819

### CUSTOMER SERVICE

If you are missing parts or have any questions about this product, contact our customer service representative first!



**CALL 1-800-295-1980**

You can also order parts by writing to the address listed below. Please include the product model number, color and a detailed description of the part.

**Customer Service Department No. 413  
12345 Albert-Hudon Boulevard, Suite 100  
Montreal, Quebec  
Canada H1G 3L1**

**E-MAIL: [das@dorel.com](mailto:das@dorel.com)**

## NOTE

- \* Ensure all parts and components are present before beginning assembly.
- \* Assemble on soft, smooth surface to prevent damage to product finish.
- \* Assembly and handling will require two people.
- \* **CAUTION:** Adult assembly required.
- \* Estimated assembly time: 10 minutes.

### CARE AND CLEANING

**Leather:** Dust regularly with a clean, dry cloth to avoid soil build-up. A damp cloth may be used occasionally to clean surface. Buff dry. Keep leather soft and supple by applying a leather care product occasionally. Avoid contact with oil, furniture polish and varnish.

**Microfiber:** Wipe away spills immediately to prevent staining. Use a cloth dampened with water or a professional product to clean the fabric. Always test an inconspicuous area first. Allow upholstery to dry and brush lightly. Keep away from heat to avoid glazing, melting or scorching.

### MAINTENANCE

Check bolts/screws periodically and tighten them if necessary.

### DOREL ASIA LIMITED WARRANTY

Dorel Asia warrants its product to be free from defects in material and workmanship and agrees to remedy any such defect. This warranty covers 1 year from the date of original purchase. This warranty is valid only upon presentation of proof of purchase. This is solely limited to the repair or replacement of defective furniture components and no assembly labor is included. This warranty does not apply to any product which has been improperly assembled, subjected to misuse or abuse or which has been altered or repaired in any way. The warranty does not cover the wearing, tearing, fading or splitting of the leather. This warranty gives you specific legal rights and you may also have other rights which vary from State to State.

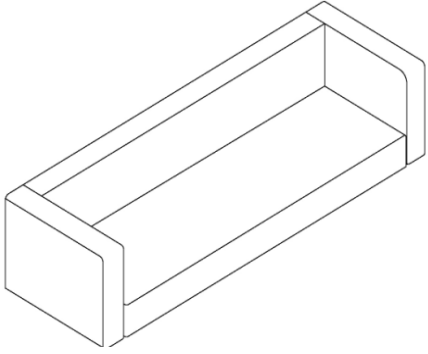
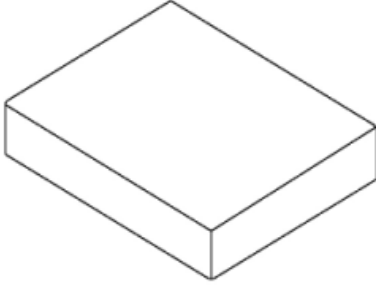
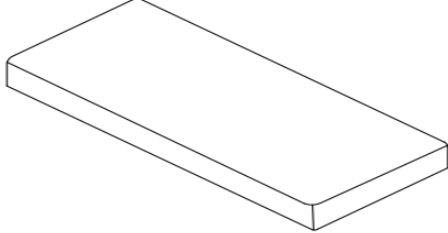
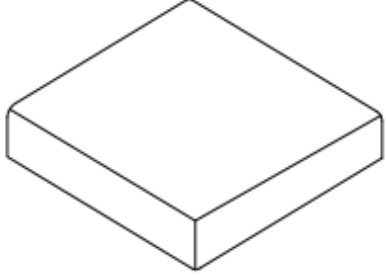
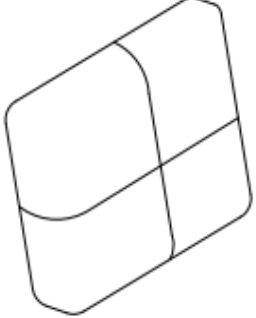



**WARNING: Should this product become damaged, and/or components are broken or missing, DO NOT USE.**

# Sectional Sofa

## WM3054-2 / WM3054-3 / WM3054-2G

### PARTS LIST

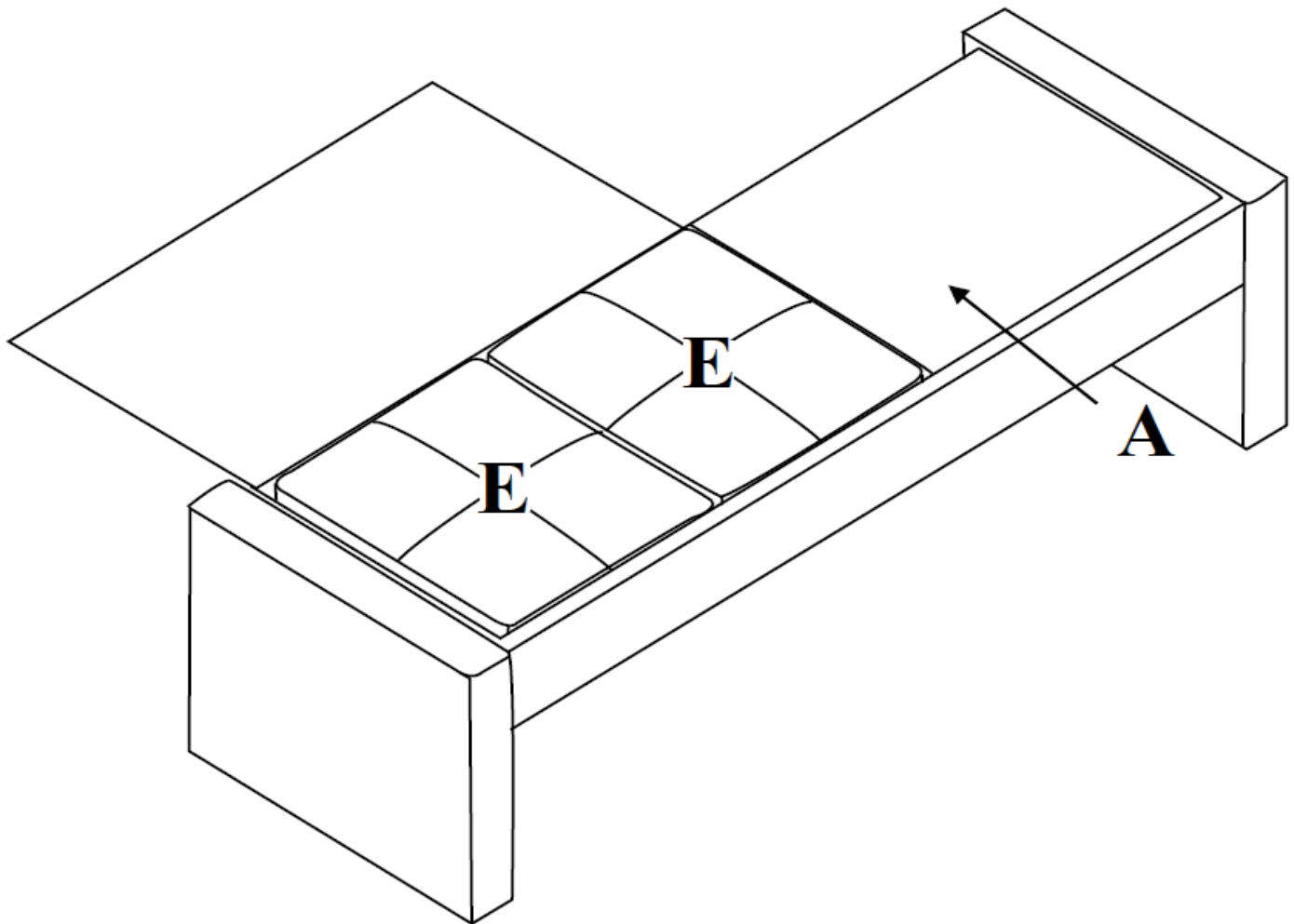
<div style="border: 1px solid black; padding: 2px; width: 40px; text-align: center; font-weight: bold;">A</div> 	<div style="border: 1px solid black; padding: 2px; width: 40px; text-align: center; font-weight: bold;">B</div> 	<div style="border: 1px solid black; padding: 2px; width: 40px; text-align: center; font-weight: bold;">C</div> 
<b>SOFA BODY</b> <b>1PC</b>	<b>OTTOMAN</b> <b>1PC</b>	<b>LONG SEAT CUSHION</b> <b>1PC</b>
<div style="border: 1px solid black; padding: 2px; width: 40px; text-align: center; font-weight: bold;">D</div> 	<div style="border: 1px solid black; padding: 2px; width: 40px; text-align: center; font-weight: bold;">E</div> 	<div style="border: 1px solid black; padding: 2px; width: 40px; text-align: center; font-weight: bold;">F</div> 
<b>SEAT CUSHION</b> <b>2PCS</b>	<b>BACK CUSHION</b> <b>3PCS</b>	<b>FEET</b> <b>8PCS</b>

# Sectional Sofa

## WM3054-2 / WM3054-3 / WM3054-2G

### STEP 1

With the help of another person, gently lay the sofa main body (A) upside down on a clean smooth surface. Back cushions (E) have been packaged underneath the sofa main body (A). Gently pull back the lining off the velcro strips to remove back cushions (E).

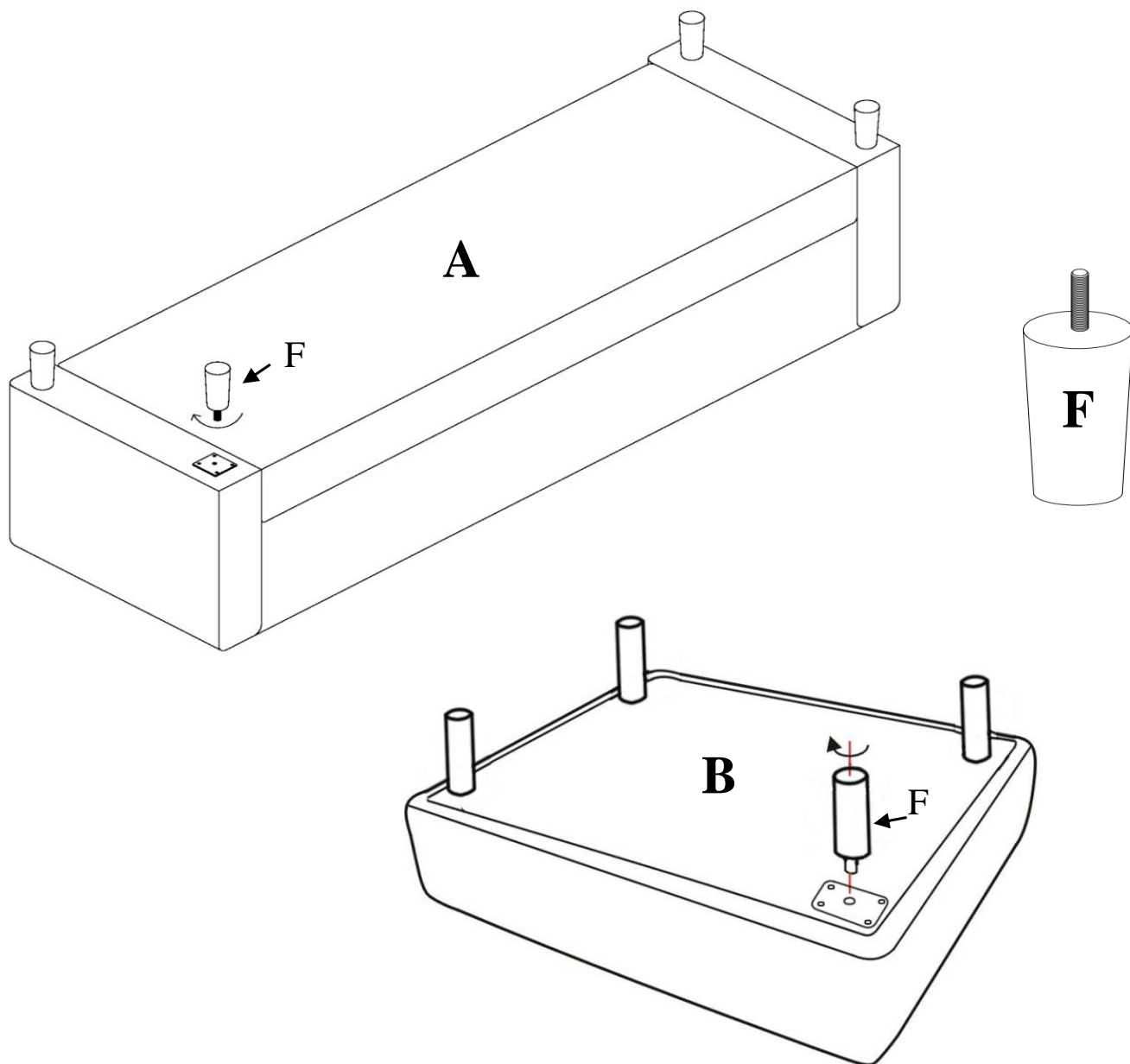


# Sectional Sofa

## WM3054-2 / WM3054-3 / WM3054-2G

### STEP 2

Screw legs (F) into the ottoman (B) and sofa (A).  
Turn the sofa (A) and ottoman (B) upright.

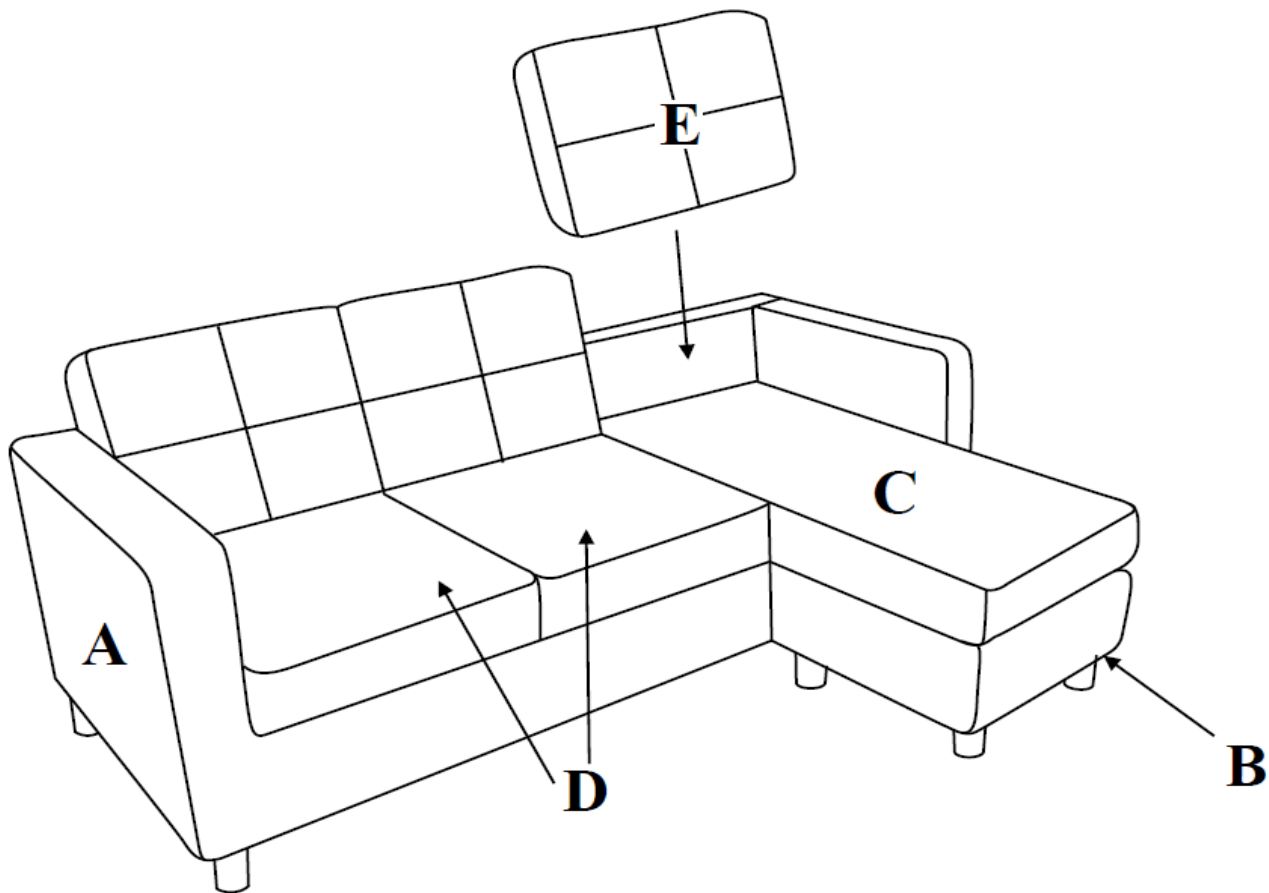


# Sectional Sofa

## WM3054-2 / WM3054-3 / WM3054-2G

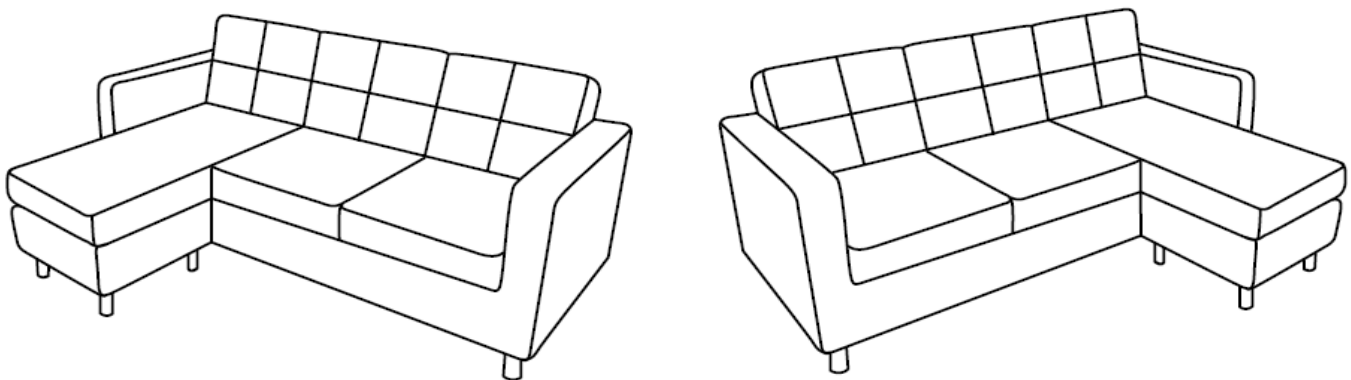
### STEP 3

Place back cushions (E), seat cushions (D) and long cushion (C) on the sectional.



### NOTE:

Ottoman (B) can be placed on either the left or right side of the sofa main body.



# Sectional Sofa

## WM3054-2 / WM3054-3 / WM3054-2G




**CAUTION:** This unit is intended for use only with the products and/or maximum weights indicated. Use with other products and/or products heavier than the maximum weights indicated may result in instability or cause possible injury.

### **Black PU Sofa:**

Dust regularly with a clean, dry cloth to avoid soil build-up. A damp cloth may be used occasionally to clean surface. Buff dry. Keep leather soft and supple by applying a leather care product occasionally. Avoid contact with oil, furniture polish and varnish.

### **Brown Microfiber Sofa:**

Wipe away spills immediately to prevent staining. Use a cloth dampened with water or a professional product to clean the fabric. Always test an inconspicuous area first. Allow upholstery to dry and brush lightly. Keep away from heat to avoid glazing, melting or scorching.



That's it ! You've finished assembling your sectional sofa.

**DO NOT RETURN PRODUCT TO THE STORE.**

If a part is missing or damaged, contact our customer service department. We will replace the part **FREE** of charge.



Tel #: 1-800-295-1980  
E-Mail: [das@dorel.com](mailto:das@dorel.com)  
Fax #: 514-353-7819

# Customer Service

**PLEASE DO NOT RETURN THIS PRODUCT TO THE STORE**

**PLEASE CONTACT CUSTOMER SERVICE REPRESENTATIVES AT THE FOLLOWING NUMBERS SHOULD THERE BE ANY MISSING OR DEFECTIVE PART(S).**

Customer Service Phone Number 1-800-295-1980	Email: <a href="mailto:das@dorel.com">das@dorel.com</a>
Customer Service Fax Number 514-353-7819	

Request Date:

Name:

Shipping Address:

Street & Number:

City & State:

Zip Code:

Day Time Phone Number:

(including area code)

Date & Place of Purchase:

Part(s) description and quantity (Please be sure to list model number or SKN number):