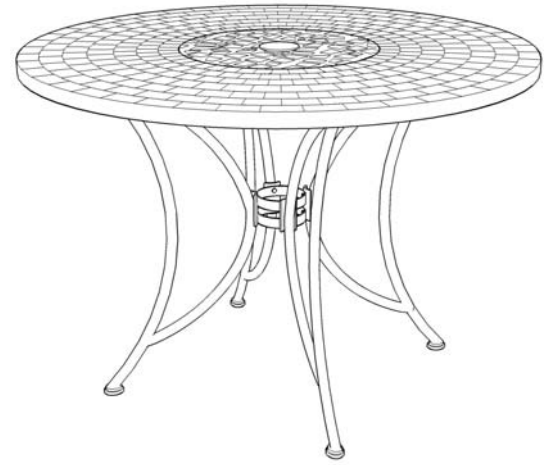


88 5601 36

Stone Harbor Slate Tile Top Large Round Dining Table

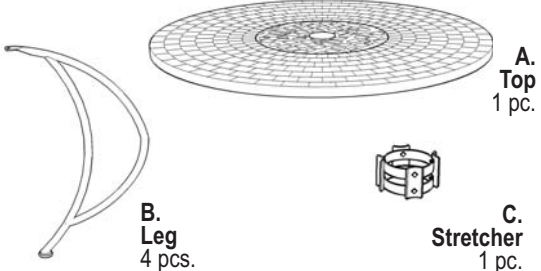
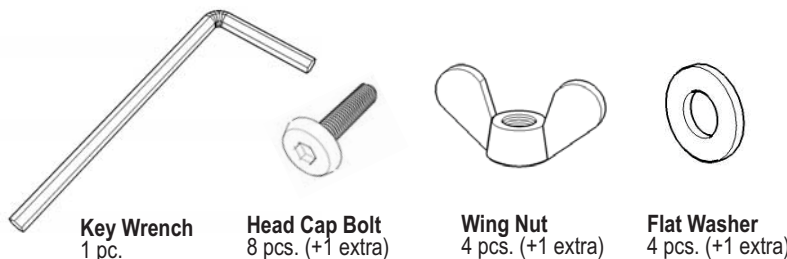
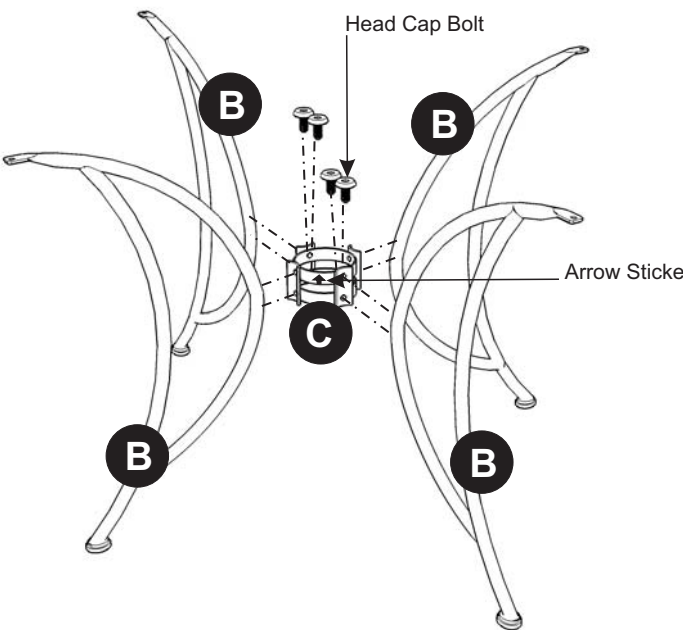
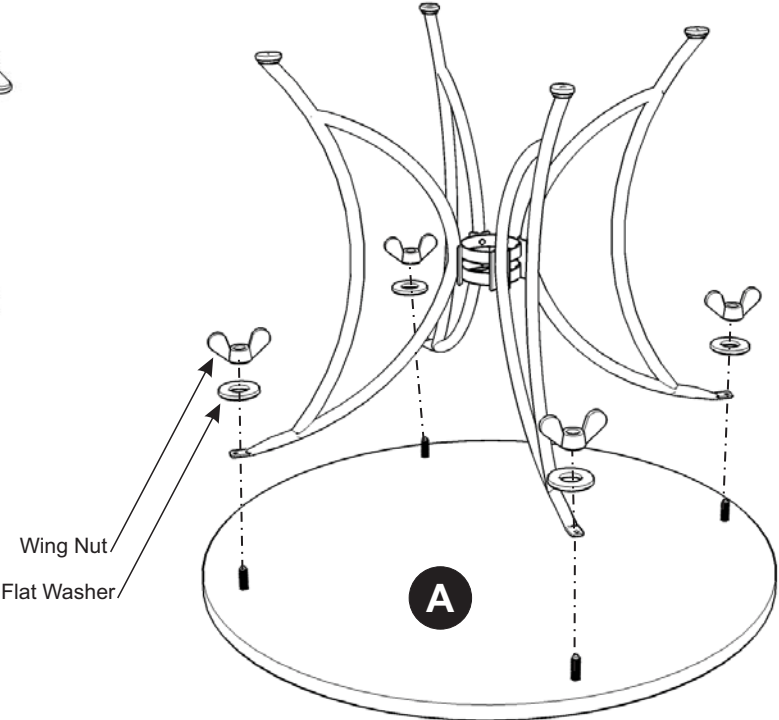


Home
Styles

IMPORTANT NOTE

Carefully remove all the parts from the carton and put them individually on a soft cloth to prevent scratches or other damages occurring to the parts.

We have taken great care in the design of this product and request that you carefully and strictly follow our assembly instructions to ensure a completed product as it was designed.

Part List	Hardware List
 <p>A. Top 1 pc.</p> <p>B. Leg 4 pcs.</p> <p>C. Stretcher 1 pc.</p>	 <p>Key Wrench 1 pc.</p> <p>Head Cap Bolt 8 pcs. (+1 extra)</p> <p>Wing Nut 4 pcs. (+1 extra)</p> <p>Flat Washer 4 pcs. (+1 extra)</p>
<div style="display: flex; justify-content: space-between;"> <div data-bbox="159 985 845 1612">  <p>STEP 1</p> <p>Attach Legs (B) to Stretcher (C) with Head Cap Bolts, tighten only half way. (Arrow Sticker indicates top side)</p> </div> <div data-bbox="861 1075 1436 1243"> <p>STEP 2</p> <p>Attach unit from Step 1 to Top (A) with Flat Washers and Wing Nuts.</p> <p>Tighten all Head Cap Bolts.</p> <p>Turn unit to its' upright position.</p> </div> </div> <div style="text-align: center; margin-top: 20px;">  <p>Wing Nut</p> <p>Flat Washer</p> <p>A</p> </div> <p>Note: Frozen precipitation may damage the top. Store inside in freezing weather.</p>	

Home Styles Consumer Assistance: www.homestyles-furniture.com,
servicedesk@homestyles-furniture.com, 888-680-7460, 877-831-0319