

88 5020 942


Monarch Kitchen Island

IMPORTANT NOTE

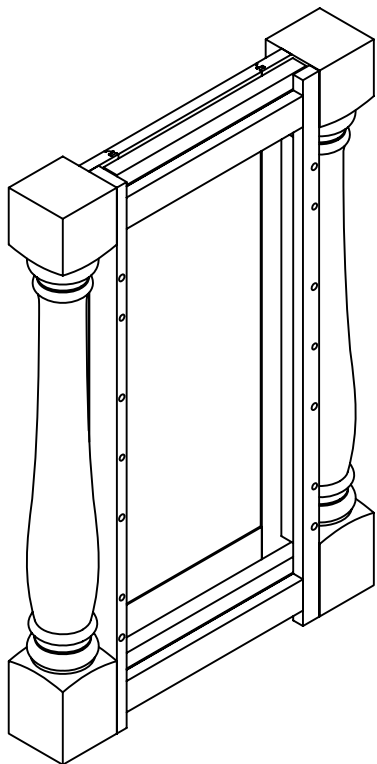
Carefully remove all the parts from the carton and put them individually on a soft cloth to prevent scratches or other damages occurring to the wood parts.

We have taken great care in the design of this product and request that you carefully and strictly follow our assembly instructions to ensure a completed product as it was designed.

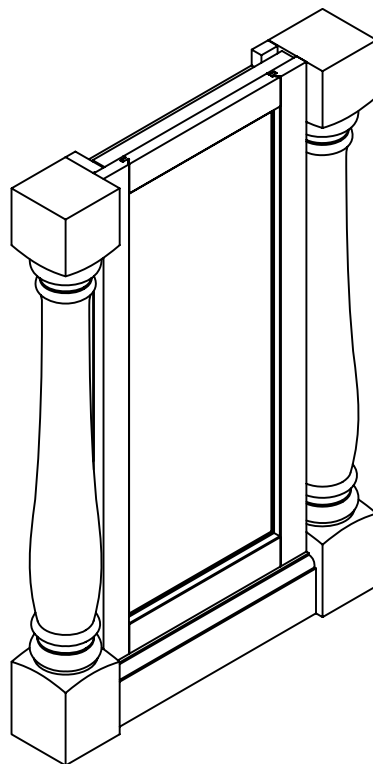
Home Styles



Part List



P.
Frame Leg
1 pc.



Q.
Frame Leg
1 pc.

For assembly see instructions in carton 88 5020 941

Tools Required For Assembly : Phillips screwdriver

Home Styles Consumer Assistance Line 888-680-7460 and 877-831-0319
servicedesk@homestyles-furniture.com

VERY IMPORTANT !!

CARE INSTRUCTIONS

NEVER

USE GLASS CLEANERS ON FINISHED FURNITURE. AMMONIA WILL CHEMICALLY ATTACK THE LACQUER.

NEVER

ALLOW LIQUIDS OF ANY KIND TO REMAIN ON THE FURNITURE. ABSORPTION CAUSES WOOD TO WARP AND SPLIT AND FINISHES TO DELAMINATE.

DO NOT WRITE DIRECTLY ON SURFACE.



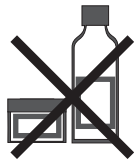
PREVENT MARKING

DO NOT PLACE IN DIRECT SUNLIGHT.



PREVENT FADING

DO NOT USE COMMERCIAL WAXES AND POLISHES.



PREVENT YELLOWING

DO NOT PLACE HOT OBJECTS ON SURFACE.



PREVENT FINISH DAMAGE

DO NOT USE RUBBER BASED PLACE MATS.



PREVENT DISCOLORING

TO CLEAN

USE A SOFT CLOTH MOISTENED IN LEMON OIL POLISH OR LUKEWARM SOAP AND WATER, THEN BUFF WITH A DRY CLEAN CLOTH.

