



Keeps Pets in a Good Place .

800-428-8560  
midwesthomes4pets.com  
P.O. Box 1031  
Muncie, Indiana 47308



Assembly Instructions for Model Number **2924WEW** (expands 53" - 96" wide)

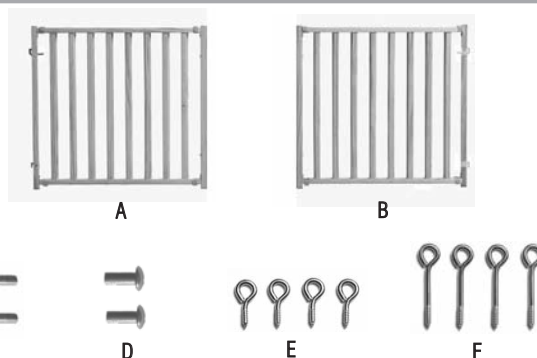
## IMPORTANT INFORMATION

Unwrap and remove all parts from the box. Keep the box and packing material until the product is assembled. In case of return or exchange, failure to return product in similar condition as received could result in limited reimbursement. Please save sales receipt as proof of purchase for warranty purposes. Check to ensure you have all the parts below. If you discover any parts are missing, immediately call our toll-free service helpline at 1-800-428-8560 (Monday - Friday 9 a.m. to 4 p.m. EST) or at [info@midwesthomes4pets.com](mailto:info@midwesthomes4pets.com).

**WARNING: NOT intended for use with children. For pet use only. Do not place on top of stairs. Follow installation instructions.**

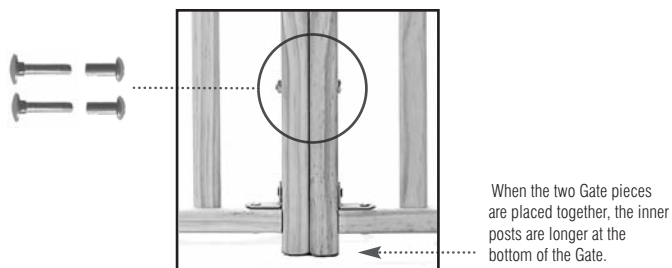
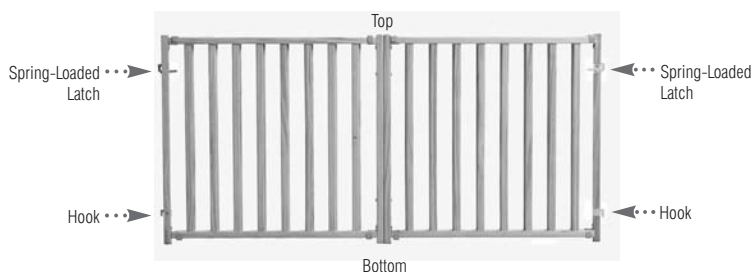
## PARTS IDENTIFICATION

- A Wood Gate- Left Piece
- B Wood Gate- Right Piece
- C Carriage Bolts (2)
- D Barrel Nuts (2)
- E Short Eye Screws (4)
- F Long Eye Screws (4)



## ASSEMBLY INSTRUCTIONS



1. Place the Gate pieces together in the entryway and expand as needed to ensure that the Gate is the correct size. Be sure the Gate pieces are right side up (see illustrations), then mark the positions for the Eye Screws in the opening of the entryway to align with the spring-loaded latches and hooks on the Gate. The lower Eye Screws will be approximately 4" above the floor and the upper Eye Screws will be about 20" above the floor.
2. Using the Carriage Bolts and Barrel Nuts, align the hardware holes provided and connect the two pieces near the top and bottom of the Gate.



- The Short Eye Screws are to be used for wood or metal openings. The Long Eye Screws are to be used for dry wall or plaster openings. Install the Eye Screws and make sure they anchor firmly into the wall. When using the Long Eye Screws make sure they do not extend more than  $\frac{3}{4}$  of an inch out of the wall. Any unused hardware is at your disposal.



- Position Gate in the entryway. When necessary, button the nylon strap to the front and back rail slats to prevent sliding.
- When the two Gate pieces are fastened together, there is a spring-loaded latch at the top of each side of the Gate and a hook at the bottom of each side of the Gate. Lift and insert a hook on one side of the Gate into a lower Eye Screw in the entryway. On the same side of the entryway, press down on the spring-loaded latch and attach it to the upper Eye Screw. Repeat this process on the other side of the entryway.
- To open, unlock the spring-loaded latch, lift gate, and swing out. Gate can easily be removed by unlocking both spring-loaded latches and lifting the hooks from the lower Eye Screws.



#### LIMITED MANUFACTURERS WARRANTY

- For one (1) year from the date of original purchase, MIDWEST Homes For Pets ("MIDWEST") warrants to the purchaser of this pet home that, should it prove defective by reason of improper workmanship and/or material, MIDWEST will repair or replace, at its option, any defective part of the pet home, without charge for the part or for shipping. Replacement parts are warranted for the remainder of the original period.
- THIS WARRANTY DOES NOT COVER** defects in the wood or hardware caused by any animal, any physical abuse to or misuse of the pet home, any damage caused by the original purchaser or any third party, or any defects arising or discovered more than one (1) year from the original retail purchase date.
- STEPS TO OBTAIN WARRANTY SERVICE:**
  - The purchaser must call MIDWEST's HELPLINE, 800-428-8560, to report the alleged defect to a customer service representative or obtain missing parts.
  - The customer service representative will determine if the defect is covered by this warranty, and if it is, will authorize and instruct the purchaser in how to obtain corrective action.
  - MIDWEST may require the purchaser to present the sales receipt or other proof of purchase prior to authorizing any return or replacement. No returns or replacements will be permitted without proper authorization. If a return or replacement is authorized, you may be requested to return the item to MIDWEST or to make the item available for pick-up by MIDWEST.
- ANY EXPRESS WARRANTY NOT PROVIDED IN THIS WARRANTY DOCUMENT, AND ANY REMEDY FOR BREACH OF CONTRACT THAT, BUT FOR THIS PROVISION, MIGHT ARISE BY IMPLICATION OR OPERATION OF LAW, IS HEREBY EXCLUDED AND DISCLAIMED. THE IMPLIED WARRANTIES OF MERCHANTABILITY AND OF FITNESS FOR ANY PARTICULAR PURPOSE ARE EXPRESSLY LIMITED TO A TERM OF ONE (1) YEAR. SOME STATES DO NOT ALLOW LIMITATIONS ON HOW LONG AN IMPLIED WARRANTY LASTS, SO THE ABOVE LIMITATIONS MAY NOT APPLY TO YOU.**
- UNDER NO CIRCUMSTANCES SHALL MIDWEST BE LIABLE TO PURCHASER OR ANY OTHER PERSON OR ANY SPECIAL, INCIDENTAL OR CONSEQUENTIAL DAMAGES, WHETHER ARISING OUT OF BREACH OF WARRANTY, BREACH OF CONTRACT OR OTHERWISE, SOME STATES DO NOT ALLOW THE EXCLUSION OR LIMITATIONS OF INCIDENTAL OR CONSEQUENTIAL DAMAGES, SO THE ABOVE LIMITATIONS OR EXCLUSION MAY NOT APPLY TO YOU.**
- This warranty gives you specific legal rights, and you may also have other rights which vary from state to state.



800-428-8560  
 midwesthomes4pets.com  
 P.O. Box 1031  
 Muncie, Indiana 47308

