

## CONTACT US

**QUESTIONS? NEED PARTS?  
WE ARE HERE TO HELP!**

**TRINITY Customer Service**

**TEL: 800.985.5506**

**FAX: 310.347.4134**

**EMAIL: customerservice@TRINITYii.com**

**Monday - Friday**

**8:00 a.m. - 5:00 p.m. (Pacific Standard Time)**

Thank you for purchasing a TRINITY Stainless Steel Work Table. In order to register your product to receive streamlined customer service, please fill out the following Product Registration Form and (1) fax the form to 310.347.4134 or (2) complete the Product Registration Form at [www.TRINITYii.com](http://www.TRINITYii.com) or (3) scan and email the form to [customerservice@TRINITYii.com](mailto:customerservice@TRINITYii.com). Include a copy of your original receipt with your submission.

First Name: \_\_\_\_\_ Last Name: \_\_\_\_\_

Address: \_\_\_\_\_

City: \_\_\_\_\_ State: \_\_\_\_\_ Zip Code: \_\_\_\_\_

Email Address: \_\_\_\_\_ Phone: \_\_\_\_\_

Product Model #: \_\_\_\_\_ Purchase Date: \_\_\_\_ / \_\_\_\_ / \_\_\_\_

Location of Purchase: \_\_\_\_\_

Please rate the importance of each feature (1 - least important, 10 - most important)

Quality \_\_\_\_\_ Price \_\_\_\_\_ Size/Capacity \_\_\_\_\_ Appearance \_\_\_\_\_ Other \_\_\_\_\_

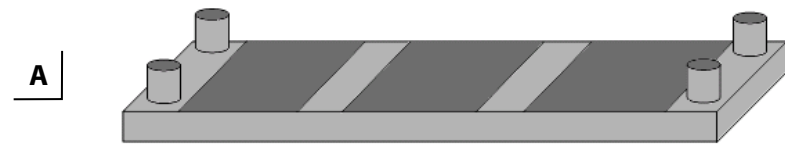
Comments/Suggestions:




## STAINLESS STEEL TABLE USER'S MANUAL



Please inspect box contents to ensure you have received all components.



**Stainless Steel Tabletop - x1**

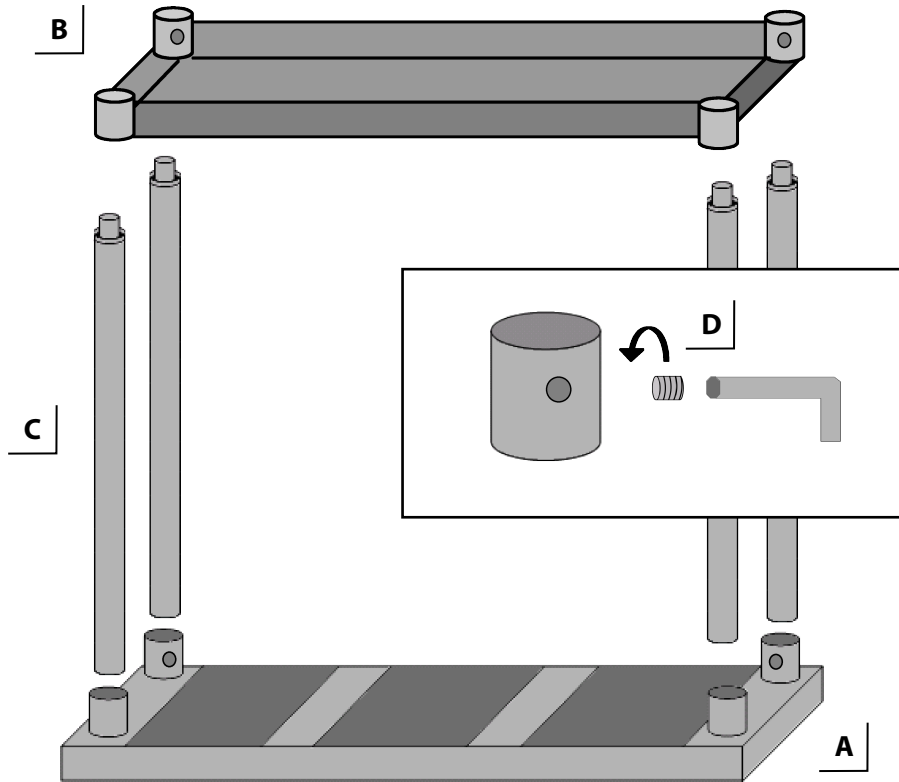


**Stainless Steel Shelf - x1**



**Stainless Steel Table Legs and Feet Levelers - x4**  
(Table Legs ship with Feet Levelers screwed into the Legs)





### Step 1

Lay the Stainless Steel Table Top (A) upside-down and insert Legs (C) into the round slots on the bottom of the table top. Do NOT tighten the Legs into the Table Top.

### Step 2

Slide the Stainless Steel Bottom Shelf (B) over each Leg (C) and tighten the Hex Bolts (D) when your desired height is achieved. Use the Hex Key (D) to tighten the Hex Bolts (D) for each of the Legs (C). Turn the Hex Key as far clockwise as possible, take out the Hex Key, reposition, reinsert, and turn as far clockwise as possible again until the Hex Bolt is securely in place. Place the Hex Bolt Cap (E) onto each Hex Bolt (D). Please make sure the Hex Bolt is fully tightened in order to fully support recommended weight capacity.

### Step 3

Tighten Bolts (D) into the Table Top (A) in a similar fashion.

### Step 4

Lift the table right side up, and adjust Feet Levelers (already screwed into the Legs) until table is stable.

## LIMITED WARRANTY

### STAINLESS STEEL WORK TABLE Model TSC-WKT221

We warrant to the original consumer purchaser ("Purchaser") of the TRINITY Stainless Steel Work Table ("Product") that each Product shall be free from defects in workmanship and materials for a period of 1 year from the date of original purchase. Our obligation under this warranty shall be limited to repair or replacement of, or adequate compensation for, the Product, at the option of us, during the warranty period. Our liability shall not extend beyond repair or replacement, or the cost equivalent thereto.

This warranty excludes normal wear and tear of the Product and its parts or components, and damage arising from any of the following: negligent use or misuse of the Product, use contrary to this User's Manual, or alteration by any one other than us. The warranty period of 1 year shall not be extended or renewed by the repair or replacement of, or compensation for, the Product.

If your Product is defective or otherwise requires service or parts, please first call TRINITY Customer Service toll-free at (800) 985-5506, between 5:00 a.m. and 5:00 p.m., PST. Please tell us which model you purchased, the date of purchase, and the problem with your Product. We will use our very best efforts to honor this warranty, and repair, replace or compensate you for your Product through your original place of purchase. A copy of your original purchase receipt must accompany your service request.

## LIMITATION OF REMEDIES AND LIABILITY

We shall not be liable for any incidental or consequential damages for breach of any express or implied warranty on its Product. Except to the extent prohibited by applicable law, any implied warranty or merchantability or fitness for a particular purpose on this Product shall be limited to the duration of the above warranty. Neither us nor anyone else who has been involved in the creation, production, or delivery of the Product shall be liable for damages of any type, including but not limited to any lost profits, lost savings, loss of anticipated benefits, or other incidental or consequential damages which may arise out of the purchase, use, or inability to use the Product, whether arising out of contract, negligence, strict tort, or under any warranty, or otherwise, even if you have been advised of the possibility of such damage or any other claim by any other party. Our liability for any breach of warranty shall be limited to repair or replacement of the defective part or parts as described above. Some states do not allow the exclusion or limitation of incidental or consequential damages, so the above limitation or exclusion may not apply to you. The above warranty gives you specific legal rights, and you may have other rights which vary from state to state.