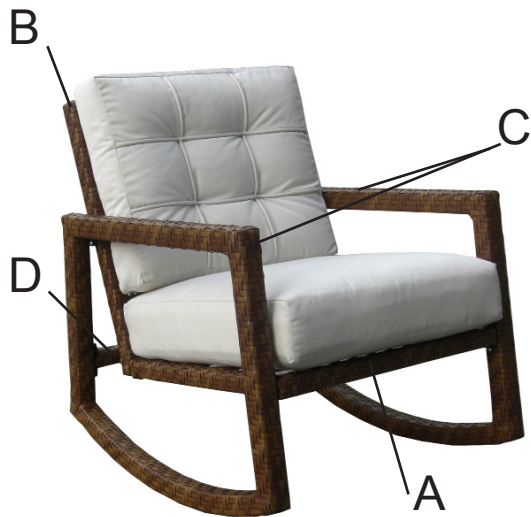




## ASSEMBLY INSTRUCTIONS


ROCKING CHAIR: PJO-3001-BRN-R (ROCKING CHAIR)



- A. Seat (1 unit)
- B. Backrest (1 unit)
- C. Legs (2 units)
- D. Back support (1 unit)
- E. Screws (12 units)
- F. Brown screw covers (12 units)
- G. Washers (12 units)
- H. Allen wrench (1 unit)


1. Position seat (A) to backrest (B) before manually tightening with screws (E).

**Important note: Do not tighten all the way.**




2. Position top (A) with one leg (C). Insert screws (E) to its corresponding hole and manually tighten.

**Important note: Do not tighten all the way.**



3. Position the other leg (C). Insert screws (E) to its corresponding hole and manually tighten.

**Important note: Do not tighten all the way.**



4. Position back support (D) with legs (C). Insert screws (E) to its corresponding and manually tighten.

**Important note: Do not tighten all the way.**



5. Tighten all screws using the allen wrench provided (H). Then cover the screws with brown plastic covers (F).

