

# CRYSTORAMA



1958  
95 Cantiague Rock Road, Westbury NY 11590  
ph:516.931.9090 fax:516.931.1254  
info@crystorama.com www.crystorama.com

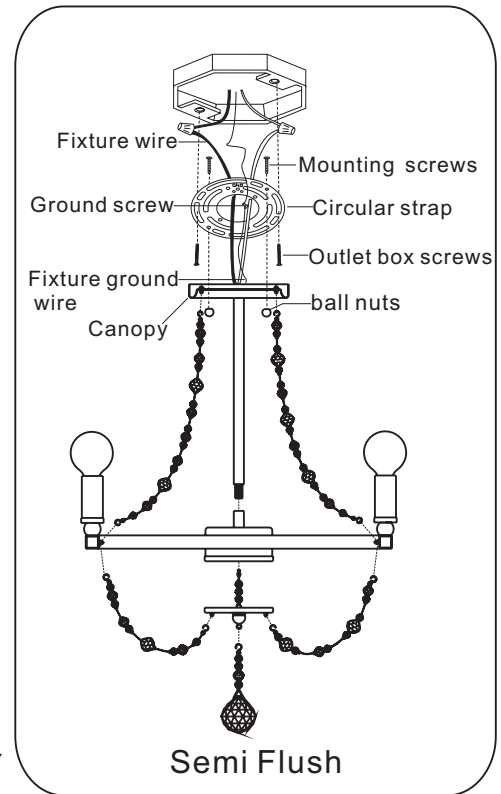
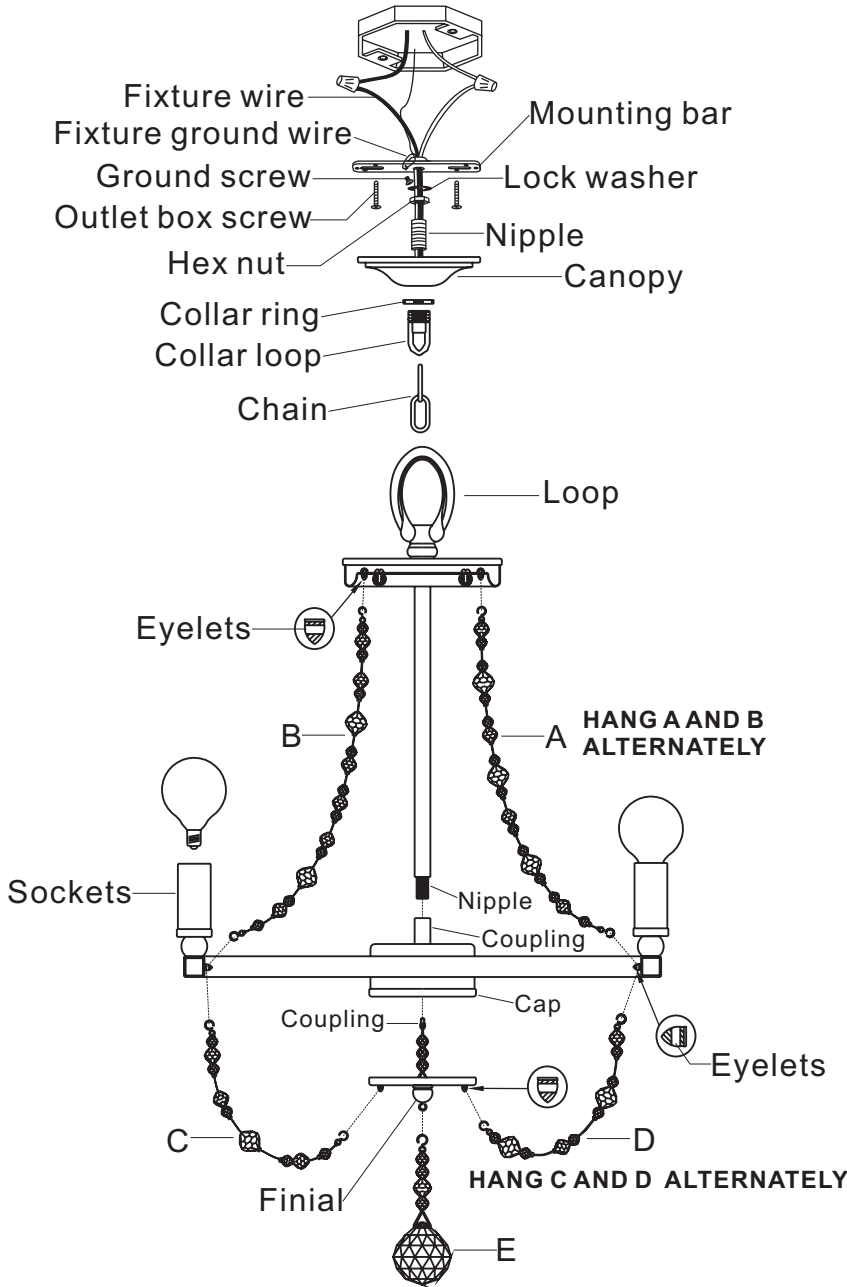
## MODEL#: 1543-CH ASSEMBLY AND DRESSING INSTRUCTIONS






### IMPORTANT

TURN OFF THE POWER AT THE MAIN FUSE OR CIRCUIT BREAKER BOX BEFORE STARTING INSTALLATION



You will need 3-Can. BULB  
40 watts Recommended  
60 watts Max  
Bulb not included



- A=  (GS10mmx4pcs+SS10mmx7pcs+14mmx4pcs+20mmx3pcs)X12pcs
- C=  (GS10mmx4pcs+SS10mmx5pcs+14mmx6pcs+20mmx2pcs)X12pcs
- B=  (GS10mmx2pcs+SS10mmx3pcs+14mmx3pcs+20mmx1pc)X12pcs
- D=  (GS10mmx2pcs+SS10mmx4pcs+14mmx2pcs+20mmx2pcs)X12pcs
- E=  (GS10mmx1pc+SS10mmx2pcs+14mmx1pc+40mmx1pc)X1pc