

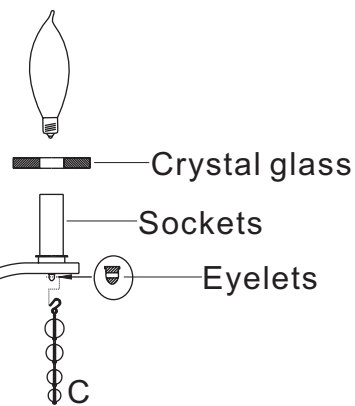
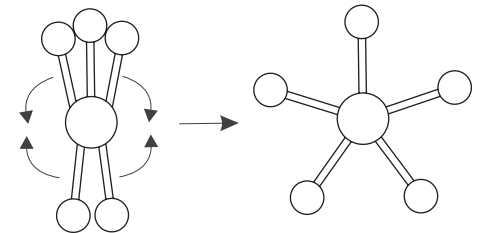
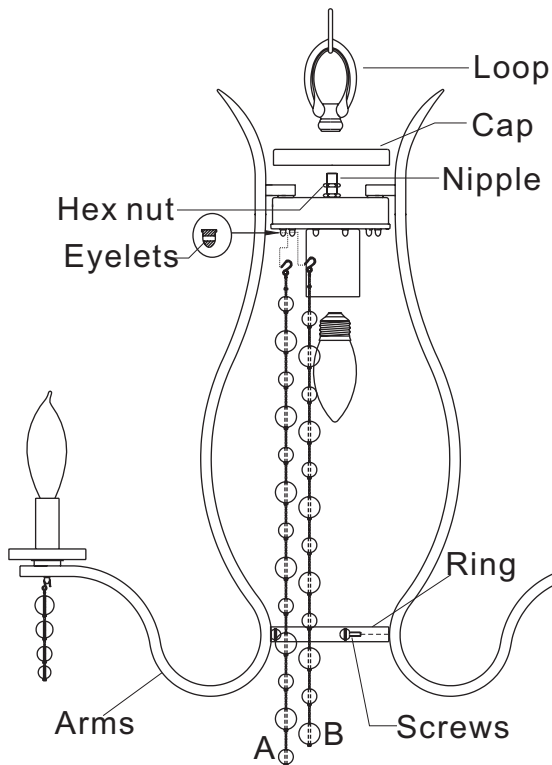
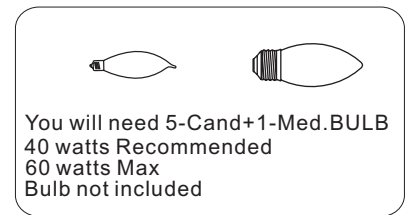
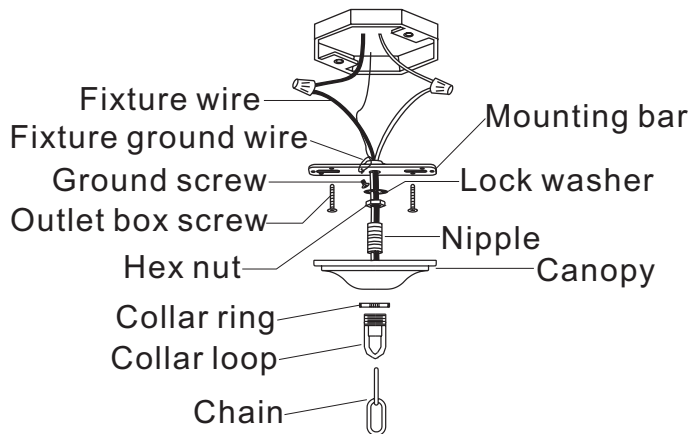
CRYSTORAMA

95 Cantiague Rock Road, Westbury NY 11590
 ph:516.931.9090 fax:516.931.1254
 info@crystorama.com www.crystorama.com

MODEL#: 1585-CH ASSEMBLY AND DRESSING INSTRUCTIONS

IMPORTANT

TURN OFF THE POWER AT THE MAIN
 FUSE OR CIRCUIT BREAKER BOX
 BEFORE STARTING INSTALLATION



(HANG A AND B ALTERNATELY)

A= (14mmX7pcs+20mmX6pcs)X5pcs

B= (14mmX6pcs+20mmX6pcs)X5pcs

C= (18mm+16mm+14mm+12mm)X5pcs