

CRYSTORAMA

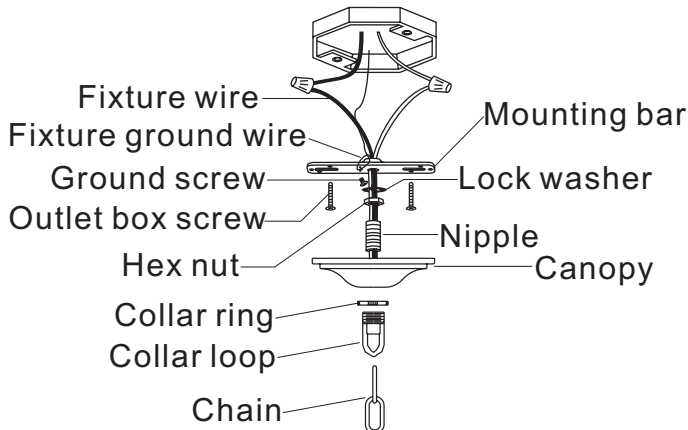
1958

95 Cantiague Rock Road, Westbury NY 11590
 ph:516.931.9090 fax:516.931.1254
 info@crystorama.com www.crystorama.com

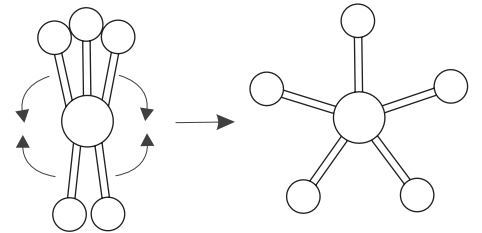
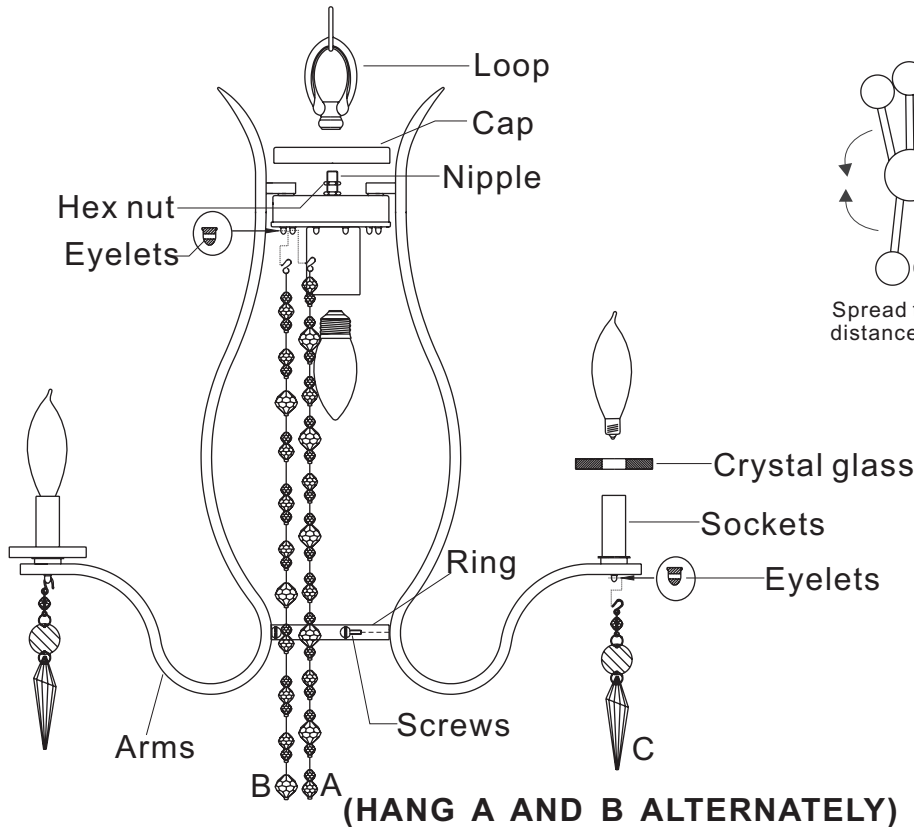
MODEL#: 1575-CH-MWP ASSEMBLY AND DRESSING INSTRUCTIONS

IMPORTANT

TURN OFF THE POWER AT THE MAIN FUSE OR CIRCUIT BREAKER BOX BEFORE STARTING INSTALLATION



You will need 5-Cand+1-Med. BULB
 40 watts Recommended
 60 watts Max
 Bulb not included



Spread the arms so that the arms are at equal distance from each other.

- A= (SS10mmx6pcs+GS10mmx10pcs+14mmx6pcs+20mmx5pcs)x5pcs
- B= (SS10mmx6pcs+GS10x5pcs+14mmx8pcs+20mmx3pcs)x5Pcs
- C= (SS10mm+SS25mm+76mm)x5Pcs