

CRYST RAMA

1958

95 Cantiague Rock Road, Westbury NY 11590
 ph:516.931.9090 fax:516.931.1254
 info@crystorama.com www.crystorama.com


MODEL#:539-WW ASSEMBLY AND DRESSING INSTRUCTIONS

WARNING:

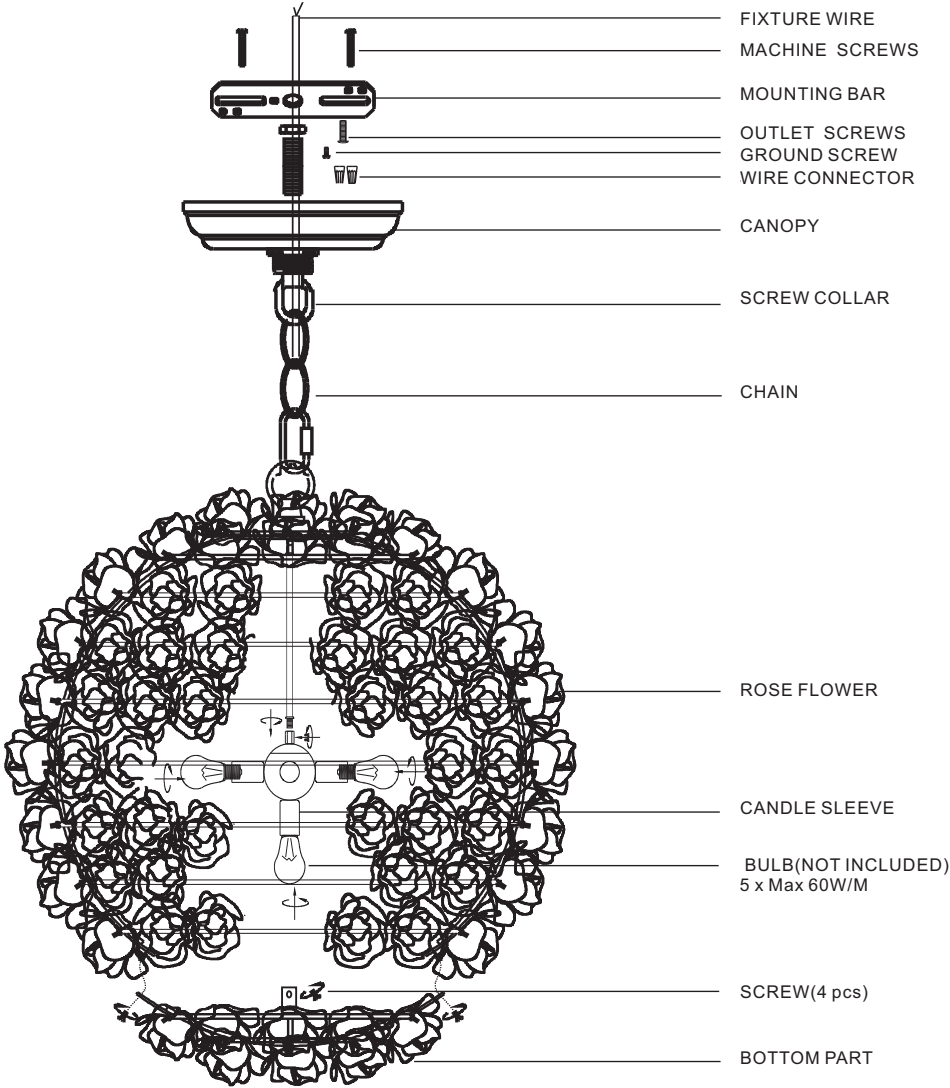
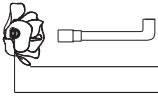


Electrical Danger Turn Power off

All electrical components must be installed by a licensed electrician in accordance with the National Electric Code and the appropriate local electrical codes.

You will need 5- Cand, Bulb
 40 Watts Recommended
 60 Watts Max
 Bulb not included.

- WRENCH
(ENCLOSED IN THE HARDWARE BAG)
- ROSE FLOWER
NUT

NOTICE:
 For bulb replacement, please unscrew the bottom frame.
 To facilitate it, please remove the rose flower around the screw by using the wrench supplied.
 (see above diagram for reference.)