




FUNCTION. DESIGN. QUALITY.



Support your next stone tile installation: Insist upon Blanke•PERMAT

- ◆ Superior support for stone floor installations
- ◆ Only warranty in industry against vertical subfloor movement (deflection)
- ◆ Minimize transition/height issues (particularly to wood)
- ◆ Prevent cracking on cement subfloors



FUNCTION. DESIGN. QUALITY.

Why Blanke•PERMAT?

For stone tile installations, Blanke•PERMAT offers amazing crack isolation protection, superior compression and tensile strength. The Blanke•PERMAT reinforced mesh panel design adds major support to wood subfloors, greatly reducing vertical subfloor movement (deflection). And in many cases, using Blanke•PERMAT actually replaces the need for a second layer of plywood to reinforce a floor to be tiled with stone! That means there is no significant increase in the height of the stone installation if Blanke•PERMAT is used!

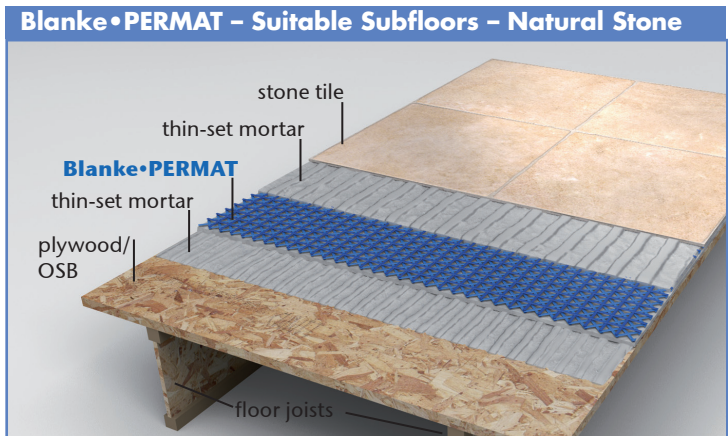
10 Year Warranty

Importantly, **Blanke•PERMAT** has a 10-year warranty against damage caused by excessive vertical subfloor movement (deflection), the only such warranty in the industry. Whether installing stone on wood or cement subfloors, homeowners who include Blanke•PERMAT in their stone tile installations can rest assured their subfloors will indeed support the installation.

Advantages

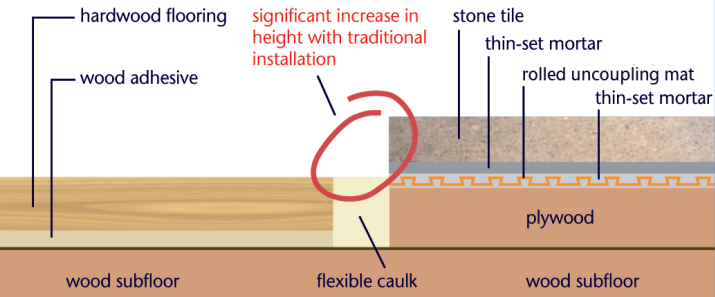
- Strengthens wood substrates
- Reduces vertical subfloor movement (deflection)
- Superior compressive strength
- Crack isolation properties (uncoupling)
- Superior resistance to delamination during installation
- Lightweight; easy to install
- Self-seaming panels prevent substrate movement stress from transmitting to tiled surface

Blanke•PERMAT – Technical data	
Top Mesh:	Extruded twisted strands of highly alkali resistant glass fiber heat welded to the lower layer of highdensity polyethylene (HDPE) mesh.
Bottom Mesh:	Extruded twisted strands of alkali resistant HDPE
Fabric material:	Polypropylene fleece
Thickness:	Approx. 3.3 mm (nominal 1/8 inch)
Size:	1 panel: 2' x 3.2' (6.5 sq.ft.) 30 panels/carton (195 sq.ft.)
For more information on technical data and installation: www.blankecorp.com	



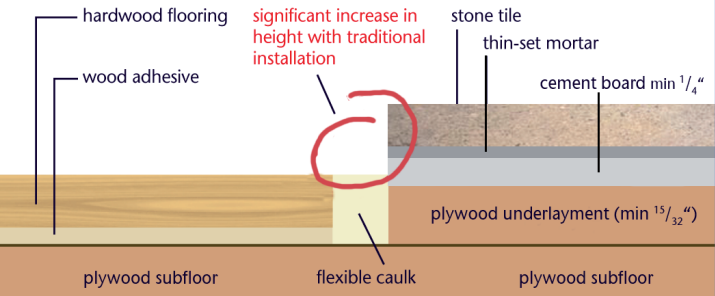
Blanke•PERMAT – Minimize Transition Heights

Without Blanke•PERMAT



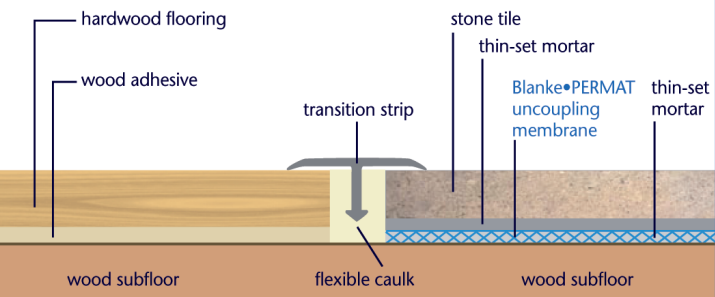
Traditional installation (rolled uncoupling mat) with a significant increase in the height of the stone tile and the adjoining wood flooring.

Without Blanke•PERMAT (cement board)



Traditional installation (cement board) with a significant increase in the height of the stone tile and the adjoining wood flooring.

With Blanke•PERMAT



Blanke•PERMAT installation with no increase in height of stone installation.

Floors Interior – Plywood or OSB Subfloors:
Joists spaced 16" o.c. and 19.2" o.c.: Minimum one layer 3/4" thick subfloor.
Joists spaced 24" o.c.: Minimum 3/4" thick subfloor plus second layer of 3/8" thick plywood or OSB.

Floors Interior – Cement Subfloors:
Blanke•PERMAT provides excellent protection against damage caused by stress cracks and lateral movement typically found in cement substrates.