



RUFF WEAR size matters

Please use our sizing charts only as the first step in estimating the correct size; all products should be tried on the dog.

SAFETY

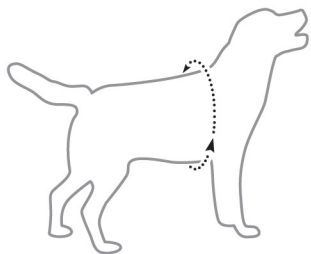
FIT TIPS The safety vest features a comfort fit to allow the dog an unrestricted full range of motion.



track jacket™
COMFORT FIT

DOG GIRTH¹

SIZE	S	M	L
	18"-24"	24"-32"	32"-48"
	46-61 cm	61-81 cm	81-122 cm



DOG'S GIRTH
measurement around
widest part of rib cage

HARNESSES

FIT TIPS The harness should have an all-around snug fit to prevent movement or shifting of the harness. There are five points of adjustment on the harness to allow for ample fine tuning of the fit: three at the chest, one at the girth, and one at the belly.



**doubleback™
harness**
PERFORMANCE FIT

DOG GIRTH¹

SIZE	XS	S	M	L
	17"-24"	24"-30"	29"-34"	34"-42"
	43-61 cm	61-76 cm	74-86 cm	86-107 cm



**omnijore™
harness**
PERFORMANCE FIT

DOG GIRTH¹

SIZE	S	M	L
	21"-30"	26"-36"	32"-48"
	53-76 cm	66-91 cm	81-123 cm



**web master™
harness**
PERFORMANCE FIT

DOG GIRTH¹

In between sizes?
Choose the smaller
harness for an ac-
tive, performance fit.

SIZE	XXS	XS	S	M	L/XL
	13"-17	17"-22"	22"-27"	27"-32"	32"-42
	33-43 cm	43-56 cm	56-68 cm	68-81 cm	81-106 cm

APPAREL

FIT TIPS Each piece of apparel has either a Performance Fit or a Comfort Fit. The *Cloud Chaser* and *Climate Changer* are designed to have a performance, or snug fit to keep the dog insulated and warm. The *K-9 Overcoat*, *Quinzee* and the *Swamp Cooler* are designed to have a comfort fit for a full range of motion.

In between sizes? For Performance Fit apparel, choose the smaller size for a snug fit. For Comfort Fit, choose the larger size for a roomier fit.



quinzee™
COMFORT FIT



climate changer™
PERFORMANCE FIT



k-9 overcoat™
COMFORT FIT

DOG GIRTH¹

SIZE	XXS	XS	S	M	L	XL
	13"-17"	17"-22"	22"-27"	27"-32"	32"-36"	36"-42"
	33-43 cm	43-56 cm	56-69 cm	69-81 cm	81-91 cm	91-107 cm



cloud chaser™
PERFORMANCE FIT



swamp cooler™
COMFORT FIT

DOG GIRTH¹

SIZE	XXS	XS	S	M	L	XL
	12"-19"	17"-24"	23"-30"	27"-32"	31"-40"	35"-48"
	30-48 cm	43-61 cm	58-76 cm	69-81 cm	79-102 cm	89-122 cm

SIZE CHART FOR
cloud chaser
swamp cooler

PACKS

FIT TIPS The pack's harness should have an all-around snug fit for a stable load and to prevent movement or shifting of the saddlebags. Be sure that each saddlebag has an equal and balanced load. When fitting the Palisades Pack, remove the saddlebags from the harness for easy fitting and adjustment. Then reattach the saddlebags when ready to go.

In-between sizes? Choose the smaller pack for a lighter load and less bulk. Please do not use saddlebag capacity as your only sizing consideration; use the girth fit for best results.



approach pack™
PERFORMANCE FIT

DOG GIRTH¹

SIZE	XXS	XS	S	M	L
	12"-19"	17"-24"	21"-30"	26"-36"	32"-48"
	30-48 cm	43-61 cm	53-76 cm	66-91 cm	81-122 cm



palisades pack™
PERFORMANCE FIT

DOG GIRTH¹

SIZE	S	M	L/XL
	22"-27"	27"-32"	32"-48"
	56-68 cm	68-81 cm	81-122 cm



singletrak pack™
PERFORMANCE FIT

DOG GIRTH¹

SIZE	S	M	L
	23"-28"	28"-34"	34"-45"
	58-71 cm	71-86 cm	86-114 cm



Because our four-legged friends come in so many different shapes and sizes, all Ruff Wear boots, packs, life jackets, apparel, harnesses, and collars should be tried on the dog to determine the correct size. Please use our sizing charts only as the first step in estimating the correct size.

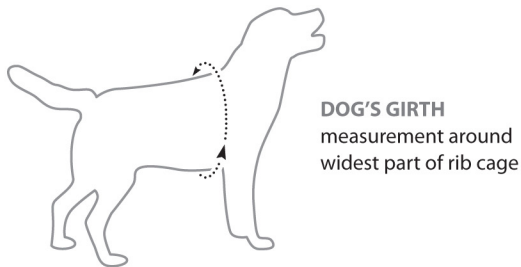
LIFE JACKETS

FIT TIPS Float Coats should fit snugly. The tight fit ensures that the coat remains on the dog when needed most.

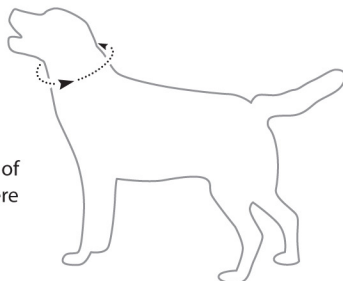


k-9 float coat™
PERFORMANCE FIT

DOG GIRTH ¹			
SIZE	XXS	13"-17"	33-43 cm
	XS	17"-22"	43-56 cm
	S	22"-27"	56-68 cm
	M	27"-32"	68-81 cm
	L	32"-36"	81-91 cm
	XL	36"-42"	91-106 cm



NECK SIZE
measurement around middle of dog's neck where collar would lie



COLLARS

FIT TIPS All collars should have a comfortable and unrestricted fit.

headwater™ collar

AROUND DOG'S NECK

SIZE	AROUND DOG'S NECK		
	M	14"-20"	36-51 cm
	L	20"-26"	51-66 cm



hoopie™ collar

AROUND DOG'S NECK

SIZE	AROUND DOG'S NECK		
	S	11" - 14"	28-36 cm
	M	14"-20"	36-51 cm
	L	20"-26"	51-66 cm



knot-a-just™ collar

AROUND DOG'S NECK

SIZE	AROUND DOG'S NECK		
	S	10" - 13"	25-33 cm
	M	12"-16"	30-41 cm
	L	15"-20"	38-51 cm
	XL	19"-26"	48-66 cm



top rope™ collar

AROUND DOG'S NECK

SIZE	AROUND DOG'S NECK		
	S	11" - 14"	28-36 cm
	M	14"-20"	36-51 cm
	L	20"-26"	51-66 cm



BOOTS

FIT TIPS Boots will be snug in the paw to prevent twisting but should have enough room for the paw to spread out during activity. Be patient during the first fitting of dog boots. Give the dog plenty of time to get used to wearing boots. If the boots fit, immediately begin an activity—like a dog walk—to take his mind off the boots. Soon he'll associate the boots with fun.



bark'n boots™ skyliner™
COMFORT FIT

PAW WIDTH¹

SIZE	PAW WIDTH ¹
1.5"	38 mm
2.0"	51 mm
2.25"	57 mm
2.5"	64 mm
2.75"	70 mm
3.0"	76 mm
3.25"	83 mm



bark'n boots™ polar trex™
PERFORMANCE FIT



bark'n boots™ grip trex™
PERFORMANCE FIT

PAW WIDTH¹

SIZE	PAW WIDTH ¹
2.0"	51 mm
2.25"	57 mm
2.5"	64 mm
2.75"	70 mm
3.0"	76 mm
3.25"	83 mm

SIZE CHART FOR
bark'n boots polar trex
bark'n boots grip trex