

## Premier

The Premier is long on style, with such features as a removable pillow headrest, an elongated backrest and the molded-in, elevated footrest doubles as a seating area for a second bather.

### Available Sizes:

75"L x 47"W x 19½"D  
 95 Gallons

74"L x 42"W x 19½"D  
 70 Gallons

72"L x 36"W x 19½"D  
 80 Gallons



### Acrylic Tub – construction features

**Acrylic** models finished in 1/8" thick layer of deep lustrous acrylic.

**Extra thick** reinforced fiberglass.

**Pre-wired** pump on pump platform (standard pump location only)

**Integral E-Z Level** platform facilitates installation.

**Non-skid** bottom.

### PVC Systems – include:

**8 Fully** directional adjustable PVC jets

**Anti-vortex** safety suction.

*Color matched* system trim

**Hydrozone** ozone sanitation system

**Rigid PVC** piping

**Self draining** pump and system

**Soft Touch** electronic on/off control with 30-min. integral timer

**2.25 HP** Single Speed Pump

**Cable** waste & overflow

### Hydro Systems – Options:

**Available** as Tub only, Thermal Air, Whirlpool or Combo

**Microban** Antibacterial Protection

**Extra High Density** Fiberglass

**Armrest**

**Flange** molded (Acrylic only)

**Flange** galvanized (Gelcoat only)

**Waterfall fill Spout** (recirculating option available) (Acrylic only)

**Skirt**

**Custom** jet and pump locations

**Plated** Metallic finish

**Additional** directional Jets

**Swirling**, Rotating, or Jumbo Jets

**Micro Therapy** Jet

**Integral** Waste & Overflow

**1.5 HP** Variable Speed Pump (digital temperature display optional)

**Electronic** low water protection

**In-line** Heater

**Chromatherapy-LED** Lighting System

**Chromatherapy-LED** Mini Spotlights

**Mood Light**

**Grab Bars**

**Back Masseuse**

**Neck Masseuse Pillow**

**Hydro Fragrance**

**Hydro Fusion**

**Hydro Coat**

**Hydro Express quick ship**

### Approvals & Listings





Commonwealth of Massachusetts  
 UPC & USPC - US & Canada



# Premier

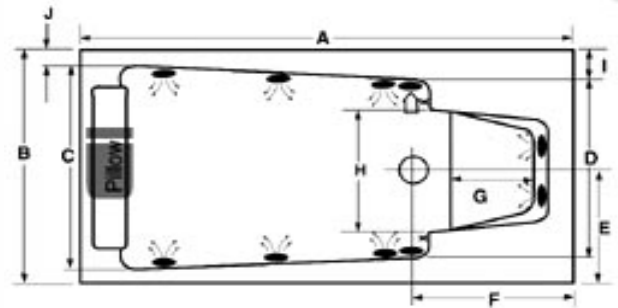


Must be set in Mortar Base

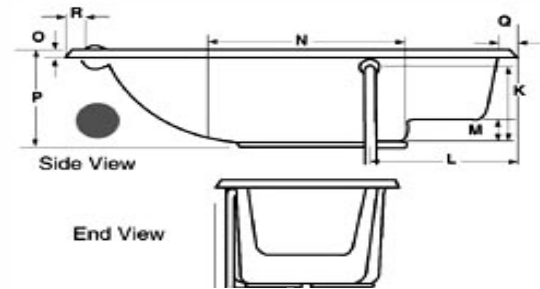
-  Pump motor
-  Jets
-  Anti-vortex suction
-  Overflow location

AS SHOWN:  
Whirlpool option w/ standard jets

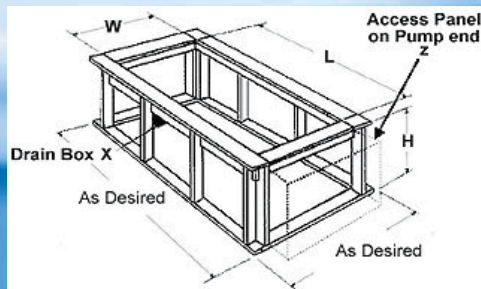
ALSO AVAILABLE:  
Soaking Tub Only, Whirlpool,  
Thermal Air, Combo



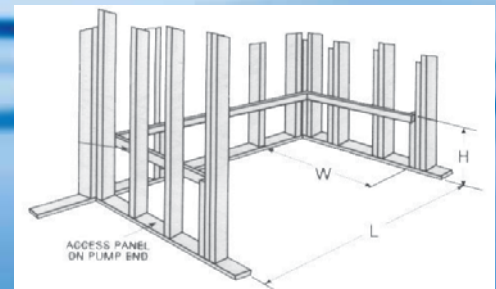
Note: Tub must be set in mortar base.



Model	GC	AC	A	B	C	D	E	F	G	H	I	J	K	L	M	N	O	P	Q	
7547			75"	47¼"	41½"	35¼"	23½"	23"	11"	21"	5½"	2½"	16½"	22¾"	4¾"	32"	1¾"	19½"	1¼"	
Amp	Volt	Breaker	Dedicated Service													R	S	Jet	Pump	Wat.Cap.
13.5	120	20 amp	GFCI Protected													2¼"	4½"	8	2.25	95 gal.
7442		74"	42"	36"	29½"	21"	21¾"	11"	21"	5¾"	2½"	16½"	23"	4¾"	32"	1¾"	19½"	1¼"		
13.5	120	20 amp	GFCI Protected													1¾"	4¾"	8	2.25	80 gal.
7236		72"	36"	30"	24"	15"	23¾"	12"	21"	5½"	2½"	16½"	22¾"	4¾"	34"	1¾"	19½"	3½"		
13.5	120	20 amp	GFCI Protected													2"	4½"	8	2.25	60 gal.



*Disclaimer: Certain options or altering the pump/blower location may cause the pump/blower to extend beyond the tub decking. For cutout dimensions wait for unit to arrive. All specifications subject to change without notice.*



### Island Drop-In

### 3 Wall Enclosure

Model	(L)ength	(W)idth	(H)eight Finish	(L)ength	(W)idth	(H)eight Ledger	
						Metal Flange	Molded Flange
7547	73"	45"	18¾"	75"	47¼"	18¾"	20¼"
7442	72"	40"	18¾"	74"	42"	18¾"	20¼"
7236	70"	34"	18¾"	72"	36"	18¾"	20¼"