

# Builder Oval

All Hydro Systems Builder's Series bathtubs and whirlpools are backed by our exclusive 5 year limited warranty and include the standard features.

**Available Sizes:**

60"L x 42"W x 20"D  
 80 Gallons

66"L x 42"W x 20½"D  
 85 Gallons

72"L x 42"W x 20¾"D  
 90 Gallons



**Builder Model Feature:**


- White/Almond/Bone/Natural Acrylic/Fiberglass Bathtub
- Integral Wood Base
- 6 Jets Adjustable/Directional
- Air Switch
- Silent Air Induction
- Anti-Vortex Safety Suction
- 1¼ hp UL Listed Pump, mounted
- Sturdy Cardboard Box

**Optional Equipment**

- Available** as Tub only, Thermal Air, Whirlpool
- Inline Heater**
- Waste & Overflow**
  - Polished Chrome
  - Polished Brass
- System Trim**
  - Polished Chrome
  - Polished Brass
- Hydro Coat**
- Hydro Express Quick Ship**

**Approvals & Listings**

Commonwealth of Massachusetts  
 UPC & USPC - US & Canada



**Electrical Component**

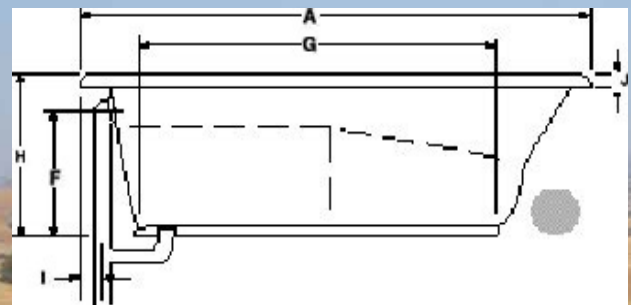
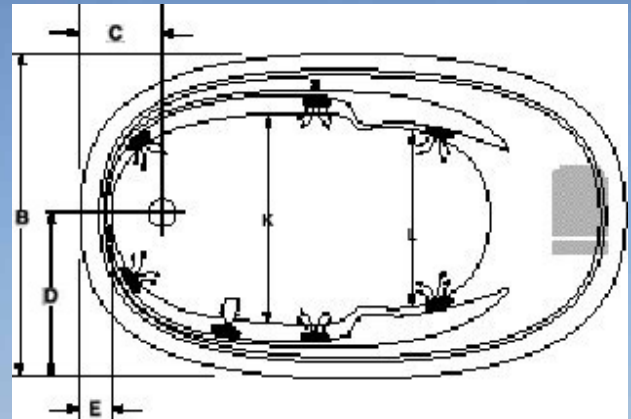
**Electrical Requirements**





Whirlpool (1.25 HP Single Speed Pump, 120V)	1 Dedicated 20 Amp GFCI Circuit
Thermal Air (1 HP Blower with 600 Watt Heater)	1 Dedicated 20 Amp GFCI Circuit
Inline Heater	
600 W	Shares Pump Circuit
1500 W	1 Dedicated 20 Amp GFCI Circuit

# Builder Oval



Must be set in Mortar Base



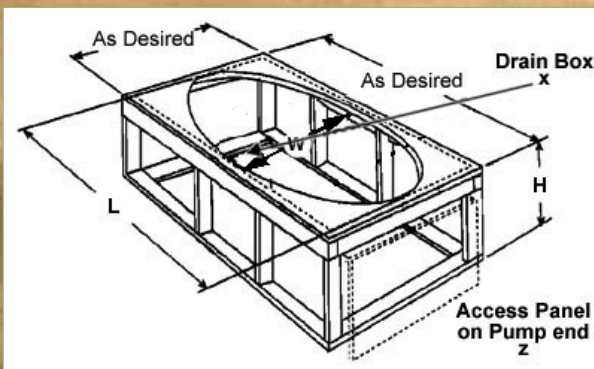
-  Pump motor
-  Jets
-  Anti-vortex suction
-  Overflow location

**AS SHOWN:**  
Whirlpool option w/ standard jets

**ALSO AVAILABLE:**  
Soaking Tub Only, Thermal Air,

Model	GC	AC	A	B	C	D	E	F	G	H	I	J	K	L	Jet	Pump	Wat.Cap.
6042	N/A	√	60"	41½"	11"	20¾"	4½"	17"	39"	20"	3"	1¾"	26"	22"	6	1.25	80 gal.
6642	N/A	√	66"	41½"	11"	20¾"	4½"	17"	44½"	20½"	3"	1¾"	26"	22"	6	1.25	85 gal.
7242	N/A	√	72"	41½"	11"	20¾"	4½"	17"	50"	20¼"	3"	1¾"	26"	22"	6	1.25	90 gal.

## Framing Dimensions



## Island Drop-In

Model	(L)ength	(W)idth	(H)eight Finish
6042	58"	39½"	19¼"
6642	64"	39½"	19¼"
7242	70"	39½"	19½"

*Disclaimer: Certain options or altering the pump/blower location may cause the pump/blower to extend beyond the tub decking. For cutout dimensions wait for unit to arrive. All specifications subject to change without notice.*