



## Standard Hi-Power® Commercial Electric Water Heaters

### Surface Thermostat Model

*Engineered and constructed for commercial, industrial, and institutional applications.*

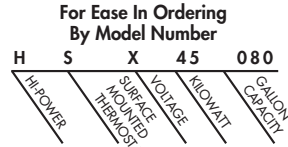
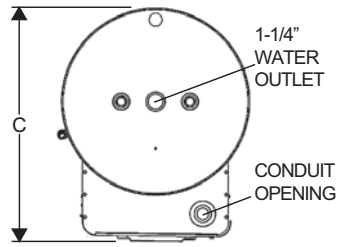
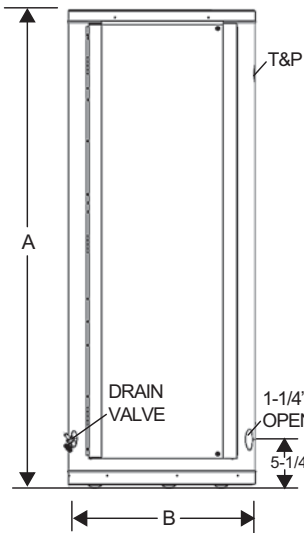
#### Outstanding Features

- **Controls**—Surface mounted thermostats on each heating element.
- **Glass-Lined Steel Tank**—The durable glass lining is fused to the tank at 1600°F to assure lasting protection against rust and corrosion while providing clean, clear hot water. 300 psi test pressure provides 150 psi working pressure.
- **Tank Saver Anode**—A large diameter, high capacity anode inhibits corrosion of the tank interior for long, trouble-free service.
- **Heating Elements**—Plated, incoloy immersion type heating elements provide long life and resistance to lime scale build-up. The low watt density elements have lower surface temperatures and more surface area.
- **Standard Voltages**—208, 240 and 480 are wired from the factory for three phase. The three phase wiring can be field converted to single phase.
- **Energy Cut-Off**—Shuts off electrical power to the elements should the water temperature in the tank exceeds 200° F.
- **Overcurrent Protection Fuses**—All elements and controls are fused in accordance with U.L. requirements when current exceeds 48 amps.
- **ASME Temperature and Pressure Relief Valve** - Factory provided.
- **Non-CFC Foam Insulation**—Superior material formulation provides uniform tank coverage with a thick blanket of insulating foam. This non-CFC polyurethane closed cell foam minimizes standby losses and maximizes heat retention.
- **Hinged Access Door**—Provides easy access from front of heater to electrical controls.
- **3 Year Limited Tank Warranty, 1-Year Limited Parts Warranty**  
— See warranty for details



**Meets ASHRAE Energy Efficiency Standards**

# Dimensions & Specifications



This heater is a 480 volt, 3 phase, 45 KW, 80 gallon Standard Hi-Power model with surface mounted thermostats.

AMPERAGE TABLE							
KW	Single Phase			Three Phase			
	208V	240V	277V	480V	208V	240V	
6	28.8	25.0	21.7	12.5	16.7	14.4	7.2
9	43.3	37.5	32.5	18.8	25.0	21.7	10.8
12	57.7	50.0	43.3	25.0	33.3	28.9	14.4
13.5	64.9	56.3	48.7	28.1	37.5	32.5	16.2
15	72.1	62.5	54.2	31.3	41.6	36.1	18.0
18	86.5	75.0	65.0	37.5	50.0	43.3	21.7
24	115.4	100.0	86.6	50.0	66.6	57.7	28.9
27	129.8	112.5	97.5	56.3	74.9	65.0	32.5
30	144.2	125.0	108.3	62.5	83.3	72.2	36.1
36	173.1	150.0	130.0	75.0	99.9	86.6	43.3
40.5	194.7	168.8	146.2	84.4	112.4	97.4	48.7
45	216.9	187.5	162.5	93.8	124.9	108.3	54.1
54	N/A	225.0	194.9	112.5	149.9	129.9	65.0

SURFACE MOUNTED THERMOSTAT VOLTAGE SCHEDULE			
T - 208V / 1 or 3 PH	W - 277V / 1 PH		
P - 240V / 1 or 3 PH	X - 480V / 1 or 3 PH		

Model Number	KW	Gallon Capacity	GPH @ 100°F Rise	Number of Elements	A	B	C	Shipping Weight
HS(X)06 050	6	50	25	3	55-3/4"	21-3/4"	27"	265
HS(X)09 050	9	50	37	3	55-3/4"	21-3/4"	27"	265
HS(X)12 050	12	50	49	3	55-3/4"	21-3/4"	27"	265
HS(X)13 050	13.5	50	55	3	55-3/4"	21-3/4"	27"	265
HS(X)15 050	15	50	61	3	55-3/4"	21-3/4"	27"	265
HS(X)18 050	18	50	74	3	55-3/4"	21-3/4"	27"	265
HS(X)24 050	24	50	98	6	55-3/4"	21-3/4"	27"	265
HS(X)27 050	27	50	111	6	55-3/4"	21-3/4"	27"	265
HS(X)30 050	30	50	123	6	55-3/4"	21-3/4"	27"	265
HS(X)36 050	36	50	148	6	55-3/4"	21-3/4"	27"	265
HS(X)06 080	6	80	25	3	60-1/4"	25-1/2"	31"	280
HS(X)09 080	9	80	37	3	60-1/4"	25-1/2"	31"	280
HS(X)12 080	12	80	49	3	60-1/4"	25-1/2"	31"	280
HS(X)13 080	13.5	80	55	3	60-1/4"	25-1/2"	31"	280
HS(X)15 080	15	80	61	3	60-1/4"	25-1/2"	31"	280
HS(X)18 080	18	80	74	3	60-1/4"	25-1/2"	31"	280
HS(X)24 080	24	80	98	6	60-1/4"	25-1/2"	31"	280
HS(X)27 080	27	80	111	6	60-1/4"	25-1/2"	31"	280
HS(X)30 080	30	80	123	6	60-1/4"	25-1/2"	31"	280
HS(X)36 080	36	80	148	6	60-1/4"	25-1/2"	31"	280
HS(X)40 080	40.5	80	166	9	60-1/4"	25-1/2"	31"	280
HS(X)45 080	45	80	194	9	60-1/4"	25-1/2"	31"	280
HS(X)54 080	54	80	221	9	60-1/4"	25-1/2"	31"	280
HS(X)06 119	6	119	25	3	62-1/4"	29-1/2"	35"	390
HS(X)09 119	9	119	37	3	62-1/4"	29-1/2"	35"	390
HS(X)12 119	12	119	49	3	62-1/4"	29-1/2"	35"	390
HS(X)13 119	13.5	119	55	3	62-1/4"	29-1/2"	35"	390
HS(X)15 119	15	119	61	3	62-1/4"	29-1/2"	35"	390
HS(X)18 119	18	119	74	3	62-1/4"	29-1/2"	35"	390
HS(X)24 119	24	119	98	6	62-1/4"	29-1/2"	35"	390
HS(X)27 119	27	119	111	6	62-1/4"	29-1/2"	35"	390
HS(X)30 119	30	119	123	6	62-1/4"	29-1/2"	35"	390
HS(X)36 119	36	119	148	6	62-1/4"	29-1/2"	35"	390
HS(X)40 119	40.5	119	166	9	62-1/4"	29-1/2"	35"	390
HS(X)45 119	45	119	194	9	62-1/4"	29-1/2"	35"	390
HS(X)54 119	54	119	221	9	62-1/4"	29-1/2"	35"	390



**Lochinvar**  
High Efficiency Water Heaters, Boilers and Pool Heaters



Lochinvar, LLC • 300 Maddox Simpson Pkwy • Lebanon, TN 37090 • 615-889-8900 / Fax: 615-547-1000  
www.Lochinvar.com