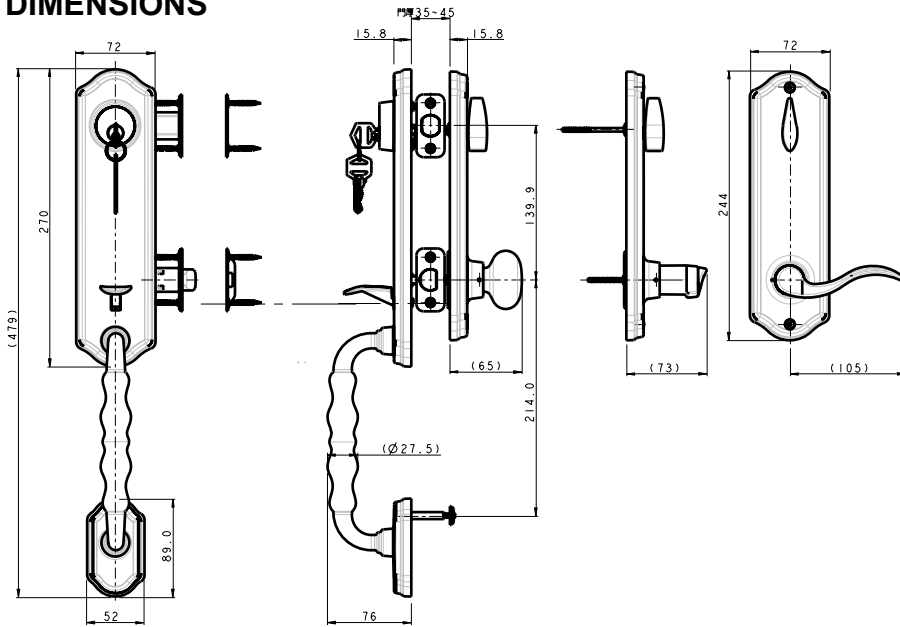


**HATHAWAY®  
TRADITIONAL COLLECTION**



**DIMENSIONS**



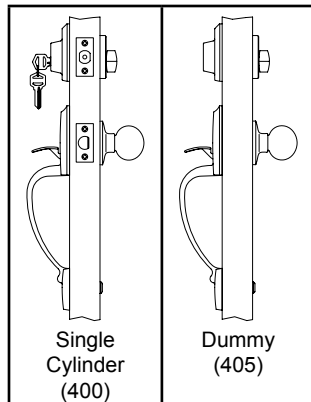
**SPECIFICATIONS**

<b>Door Prep</b>	Cross bore: 2-1/8" Edge bore: 1" Latch face: 1" x 2-1/4" Mounting (center to center): 5-1/2"	<b>Latches</b>	Deadbolt: 2-3/8 and 2-3/4 adjustable (9092) Faceplate: 1" x 2-1/4" round corner Bolt: Brass with hardened steel rod, full 1" throw Handle: 2-3/8" & 2-3/4" adjustable (9079R) Faceplate: 1" x 2-1/4" round corner Bolt: 1/2" Solid Brass throw
<b>Backset</b>	Fits 2-3/8" and 2-3/4"	<b>Strikes</b>	Deadbolt: Round corner (9117 & 9113) Handle: Full lip round corner (9103)
<b>Door Thickness</b>	1-3/8" ~ 1-3/4" door standard. Ext. Kits available	<b>Wood Screws</b>	Combination screws that suit both wood or metal door mounting.
<b>Cylinder</b>	KW1 5-pin standard. SC1 5-pin Optional. Handlesets packed KD	<b>Door Handing</b>	Specify handing when ordering lever as Interior Option
<b>Interconnected</b>	400 Single Cylinder Handleset only		

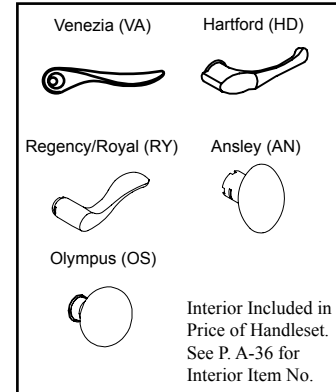
**PRICING \*Handleset Pricing includes Interior Knob or Lever. Specify when ordering.**

Model	Function	WT/CTN	CTN QTY	US15	US12P
400-HT	Single Cylinder	18 Lbs	2 Pcs	Item No.	D50900
				List Price	
405-HT	Dummy	16 Lbs	2 Pcs	Item No.	D50901
				List Price	

**FUNCTIONS**



**INTERIOR OPTIONS**



**THE DELANEY CO.**

Copyright © THE DELANEY CO. All rights reserved.