



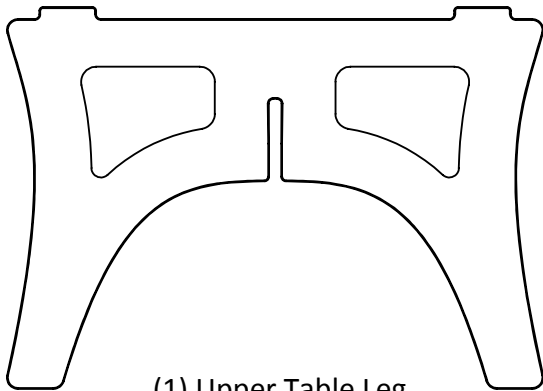
# Kids Table Assembly Guide

Product Code: KT001

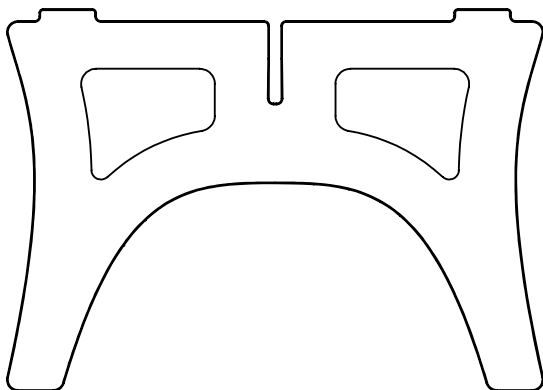


Made in the USA

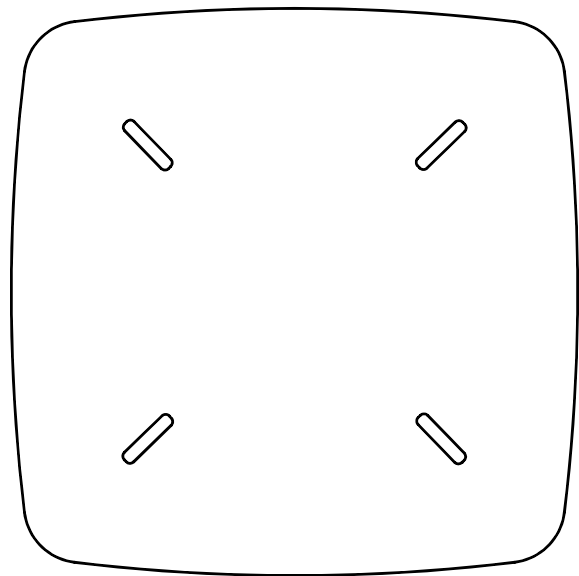
Visit [www.sprout-kids.com/mysprout](http://www.sprout-kids.com/mysprout) to register your product, and be the first to hear about new colors, styles, and products from Sprout.



(1) Upper Table Leg



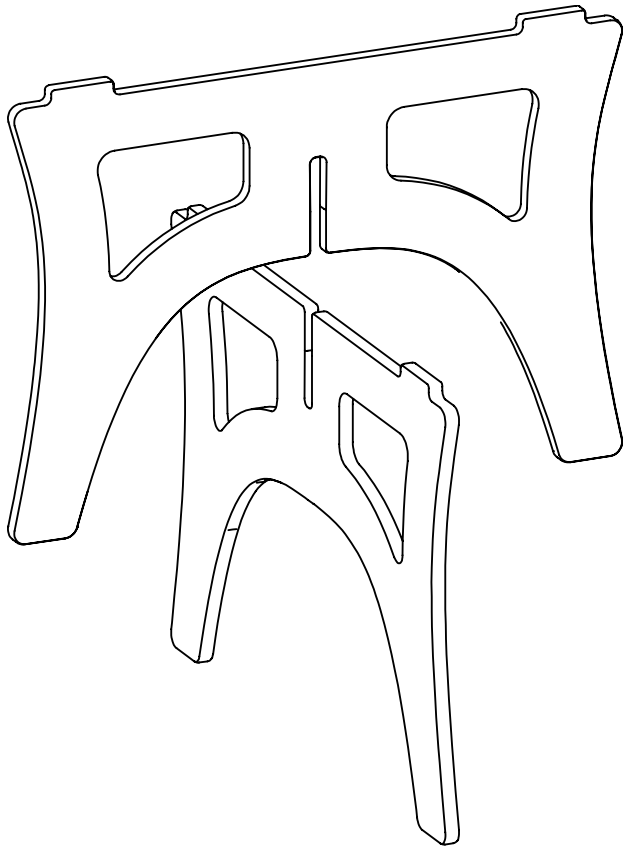
(1) Lower Table Leg



(1) Table Top

1

Slide the lower and upper table legs together.



Scan the code or go to [www.sprout-kids.com/table-assembly](http://www.sprout-kids.com/table-assembly) for video instructions



2

Place the top on. Line up the tabs and slots. Press the top onto the tabs.



3

Draw!

(think pencils,  
not guns)