

# URBAN LANDSCAPE



An Italian tile made in the USA

# URBAN LANDSCAPE

An Italian tile made in the USA

The concrete is turned into a tile with an urban mood. Florim USA's Urban Landscape collection consists of seven chic modern colors. The minimalistic smoothness and the solid color of the surface make the series perfect for contemporary projects with an urban feel. The collection offers two tile sizes coordinated with mosaics and trims that give it the ability to fit into any context and to be adaptable to a variety of aesthetic and functional needs. A minimalist style designed to inspire and surround commercial surfaces.





tribeca  
12"x24"



midtown  
12"x24"



chelsea  
12"x12"

S



silver  
lake  
12"x12"



brighton  
12"x12"

S



soho  
12"x24"  
southside 12"x24"  
glitz, stix black and white



S



southside  
12"x12"

tribeca

chelsea

midtown

silver lake

south side

brighton

soho


# URBAN LANDSCAPE

12"x24"



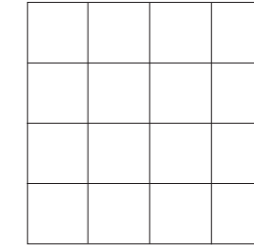
- 1093489 Silver Lake
- 1093490 South Side
- 1093491 Tribeca
- 1093488 Brighton
- 1093486 Soho
- 1093487 Midtown
- 1093485 Chelsea

12"x12"



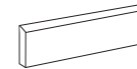
- 1093611 Silver Lake
- 1093612 South Side
- 1093613 Tribeca
- 1093610 Brighton
- 1093608 Soho
- 1093609 Midtown
- 1093607 Chelsea

Mosaic 12"x12"



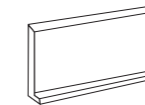
- 1094198 Silver Lake
- 1094199 South Side
- 1094200 Tribeca
- 1094197 Brighton
- 1094195 Soho
- 1094196 Midtown
- 1094194 Chelsea

3"x12" Bullnose



- 1094184 Silver Lake
- 1094185 South Side
- 1094186 Tribeca
- 1094183 Brighton
- 1094181 Soho
- 1094182 Midtown
- 1094180 Chelsea

Cove Base 6"x12"



- 1094203 Silver Lake
- 1094204 South Side
- 1094205 Tribeca
- 1094215 Brighton
- 1094216 Soho
- 1094202 Midtown
- 1094201 Chelsea

Inside Corner 1"x6"



- 1092803 Silver Lake
- 1092804 South Side
- 1092805 Tribeca
- 1092806 Brighton
- 1092807 Soho
- 1092808 Midtown
- 1092809 Chelsea

Outside Corner 1"x6"



- 1092810 Silver Lake
- 1092811 South Side
- 1092812 Tribeca
- 1092813 Brighton
- 1092814 Soho
- 1092815 Midtown
- 1092816 Chelsea



SHADE VARIATION



V1

UNIFORM APPEARANCE

Differences among pieces from the same production run are minimal.



V2

SLIGHT VARIATION

Clearly distinguishable differences in texture and/or pattern with similar colors.



V3

MODERATE VARIATION

While the colors present on a single piece of tile will be indicative of the colors to be expected on the other tiles, the amount of colors on each piece will vary significantly



V4

SUBSTANTIAL VARIATION

Random color differences from tile to tile, so that one tile may have totally different colors from that on other tiles. Thus, the final installation will be unique.

PACKAGING

| NOMINAL SIZE           | METRIC (CM) | THICKNESS (MM) | PIECES PER BOX | SQ. FT PER BOX | WEIGHT PER BOX | BOXES PER PALLET |
|------------------------|-------------|----------------|----------------|----------------|----------------|------------------|
| 12"x24"                | 30x60       | 10 mm          | 6              | 12             | 54 lbs         | 48               |
| 12"x12" ♦              | 30x30       | 10 mm          | 13             | 13             | 58.1 lbs.      | 48               |
| 3"x3" Mosaic (12"x12") | 30x30       | 10 mm          | 10             | 10             | 40.6 lbs.      | 45               |
| 3"x12" Bullnose        | 7.5x30      | 10 mm          | 12             | 3              | 12 lbs         | 168              |
| 6"x12" Cove Base       | 15x30       | 8 mm           | 10             | 5              | 17.5 lbs       | -                |
| 1"x6" Inside Corner    | 2.5x15      | 8 mm           | 4              | -              | 1 lbs          | -                |
| 1"x6" Outside Corner   | 2.5x15      | 8 mm           | 4              | -              | 1 lbs          | -                |

ALL OTHER SIZES WILL BE PACKAGED AS ORDERED. PLEASE CONTACT FLORIM CUSTOMER SERVICE AT 877-FLORIM1 FOR PACKAGING INFORMATION.

♦ MINIMUM GROUT SIZE RECOMMENDED = 5 MM (OR APPROX. 3/16" IF STAGGERED TILE PLACEMENT, WE RECOMMEND USING A 30% OFFSET. IF SPECIFIED BRICK PATTERN WITH 1/2 PATTERN MANDATORY, A BIGGER GROUT IS RECOMMENDED TO HIDE IMPERFECTIONS OF INSTALLATION (MINIMUM 1/4").

TECHNICAL SPECIFICATIONS

|                                 |     |           |            |
|---------------------------------|-----|-----------|------------|
| Surface Abrasion                | PEI | IV        | ASTM C1027 |
| Water Absorption                |     | ≤ 0.5%    | ASTM C373  |
| Chemical Resistance             |     | CLASS A   | ASTM 650   |
| Dynamic Coefficient of Friction |     | ≥ 0.42 ♦  | ANSI 137.1 |
| Stain Resistance                |     | CLASS A   | ASTM C1378 |
| Breaking Strength               |     | ≥ 400     | ASTM C648  |
| Resistance to Freeze            |     | RESISTANT | ASTM C1026 |
| Scratch Hardness                |     | ≥ 6       | MOHS       |

ALL FLORIM USA PRODUCTS MEET OR EXCEED ALL STANDARDS IN ANSI A137.1.

♦ DUE TO THE INHERENT NATURE OF FIRED PORCELAIN TILE, IT IS IMPORTANT TO NOTE THAT THE COEFFICIENT OF FRICTION MAY VARY WITHIN AND BETWEEN PRODUCT RUNS.

WHY PORCELAIN?

There are many reasons to choose impervious porcelain tile over other floor coverings. It offers the largest array of design options and holds its value the longest. In a comparison between the many different flooring options, porcelain tile offers one of the most durable and least expensive options over the lifespan of the building.

Benefits of Porcelain Tile

- Impervious to water
- Easy to maintain
- Variety of design options
- Environmentally friendly
- Resistant to germs and bacteria
- Fade resistant
- Fire resistant
- Durable - best long-term value vs. other floor coverings

HOW TO MAINTAIN YOUR PORCELAIN TILE

- Sweep or vacuum regularly.
- Wash with a household cleaner and hot water then rinse with clean water (do not use wax, oil-based, or abrasive cleaners).

Find more care, maintenance, and installation tips at [www.florimusa.com](http://www.florimusa.com)



LEED



PROGRESS THAT TOUCHES AND INVESTS IN THE ENTIRE SOCIETY

As a active member of the U.S Green Building Council, Florim spreads awareness to the entire American communities and encourages towards the use of building solutions inspired by environmentally friendly practices. Using Florim products for project implementation, will positively contribute in obtaining scores and points required for earning the LEED certification

(Leadership in Energy and Environmental Design).

A COMMITMENT TO THE DEVELOPMENT OF PRODUCTS FOR A CONSCIOUS BUILDING TRADE

Florim offers products containing recycled material. The adoption of eco-compatible production systems is merit of Italian designs produced in the U.S.

TECHNICAL DEVELOPMENT THAT CONSIDERS THE NATURAL ENVIRONMENT

Florim commits to the eco-compatible project and translates the same into an avant-guard production process, minimizing the negative impact on the environment.



RECYCLED CONTENT  
10% - SOUTHSIDE, SILVER LAKE, BRIGHTON  
20% - MIDTOWN, TRIBECA  
40% - CHELSEA, SOHO





300 International Blvd. Clarksville, TN 37040  
toll free 877 - Florim1 (356-7461)  
tel. 931 645 5100  
[www.florimusa.com](http://www.florimusa.com)