

CARE AND OPERATING INSTRUCTIONS FOR MINI MAGNETIC DRIVE MODEL 1 AND 1.5 PUMPS

ITEM # 02520 and 02521

IMPORTANT SAFETY INSTRUCTIONS

WARNING – To guard against injury, basic safety precautions should be observed, including the following:

a) **READ AND FOLLOW ALL SAFETY INSTRUCTIONS.**

b) **DANGER** – To avoid possible electric shock, special care should be taken since water is employed in the use of aquarium equipment. For each of the following situations, do not attempt repairs by yourself; return the appliance to an authorized service facility for service or discard the appliance:

1) If the appliance shows any sign of abnormal water leakage, immediately unplug it from the power source. (Immersible equipment only)

2) Carefully examine the appliance after installation. It should not be plugged in if there is water on parts not intended to be wet.

3) Do not operate any appliance if it has a damaged cord or plug, or if it is malfunctioning or has been dropped or damaged in any manner.

4) To avoid the possibility of the appliance plug or receptacle getting wet, position aquarium stand and tank to one side of a wall-mounted receptacle to prevent water from dripping onto the receptacle or plug. A "drip loop," shown in the figure below, should be arranged by the user for each cord connecting an aquarium appliance to a receptacle. The "drip loop" is that part of the cord below the level of the receptacle, or the connector if an extension cord is used, to prevent water traveling along the cord and coming in contact with the receptacle. If the plug or receptacle does get wet, DON'T unplug the cord. Disconnect the fuse or circuit breaker that supplies power to the appliance. Then, unplug and examine for presence of water in the receptacle.

c) Close supervision is necessary when any appliance is used by or near children.

d) To avoid injury, do not contact moving parts or hot parts such as heaters, reflectors, lamp bulbs, and the like.

e) Always unplug an appliance from an outlet when not in use, before putting on or taking off parts, and before cleaning. Never yank cord to pull plug from outlet. Grasp the plug and pull to disconnect.

f) Do not use an appliance for other than intended use. The use of attachments not recommended or sold by the appliance manufacturer may cause an unsafe condition.

g) Do not install or store the appliance where it will be exposed to the weather or to temperatures below freezing.

h) Make sure an appliance mounted on a tank is securely installed before operating it.

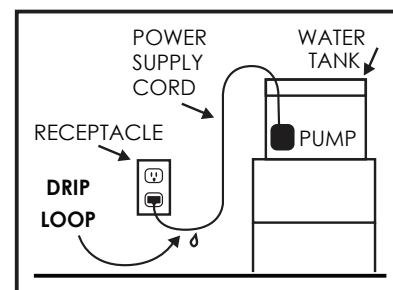
i) Read and observe all the important notices on the appliance.

j) If an extension cord is necessary, a cord with a proper rating should be used. A cord rated for less amperes or watts than the appliance rating may overheat. Care should be taken to arrange the cord so that it will not be tripped over or pulled.

k) This appliance has a polarized plug (one blade is wider than the other). As a safety feature, this plug will fit in a polarized outlet only one way. If the plug does not fit fully in the outlet, reverse the plug. If it still does not fit, contact a qualified electrician. Never use with an extension cord unless plug can be fully inserted. Do not attempt to defeat this safety feature.



MINI MAG SHOWN WITH OPTIONAL WRAP-AROUND FILTER AND AQUA BELL FOUNTAIN



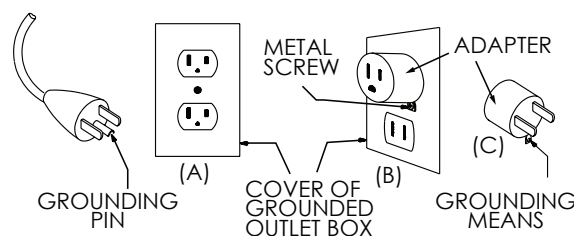
INSTALLATION INSTRUCTIONS

Pump must be used submersed, down to a maximum depth of 24". When water depth is low, always place the screen side down. The pump is intended to pump water only. It cannot be used to pump oil, solvents, or gasoline. DO NOT RUN PUMP DRY.

GROUNDING INSTRUCTIONS

This appliance should be grounded to minimize the possibility of electric shock. This appliance is equipped with an electric cord having an equipment grounding conductor and a grounding type plug. The plug must be plugged into an outlet that

is installed and grounded in accordance with all appropriate codes and ordinances. This appliance is for use on a nominal 120-volt circuit, and has a grounding plug that looks like the plug illustrated in (A) below. A temporary adapter which looks like the adapter illustrated in (B) and (C) below may be used to connect this plug to a two-pole receptacle as shown in (B) if a grounded outlet is not available. The temporary adapter should be used only until a grounded outlet can be installed by a qualified electrician. The green-colored rigid ear (lug, and the like) extending from the adapter must be fastened to a permanent ground such as a grounded outlet box.



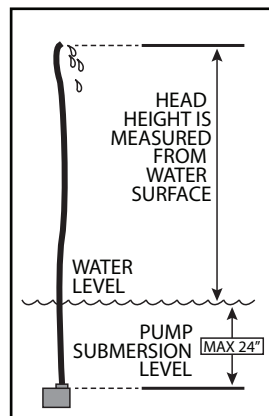
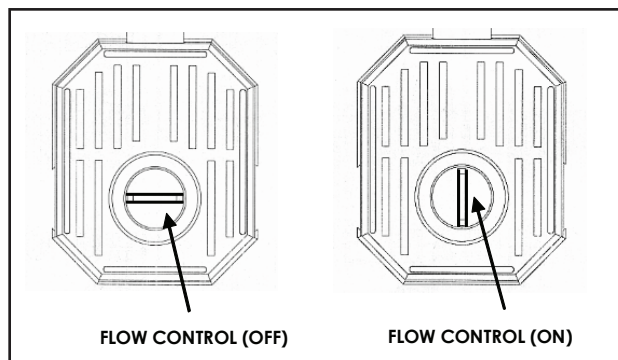
SERVICE AND MAINTENANCE

The pump cover should occasionally be removed to clean and inspect the foam prefilter and impeller assembly. Rinse or replace foam prefilter as needed. The impeller is the only serviceable item and can be pulled out of the body. Do not take the impeller apart. If it is worn or broken the entire impeller assembly should be replaced. This will restore the pump to original capacity. Pumps taken out of service for an extended period with fluid inside run the risk of forming a crust which may prevent subsequent starting. Saltwater should be flushed out with fresh water. Always check cord for sharp bends which can cause premature cracking. Do not use power cord to lift or move pump. Other than Impeller maintenance, this appliance has no user serviceable parts.

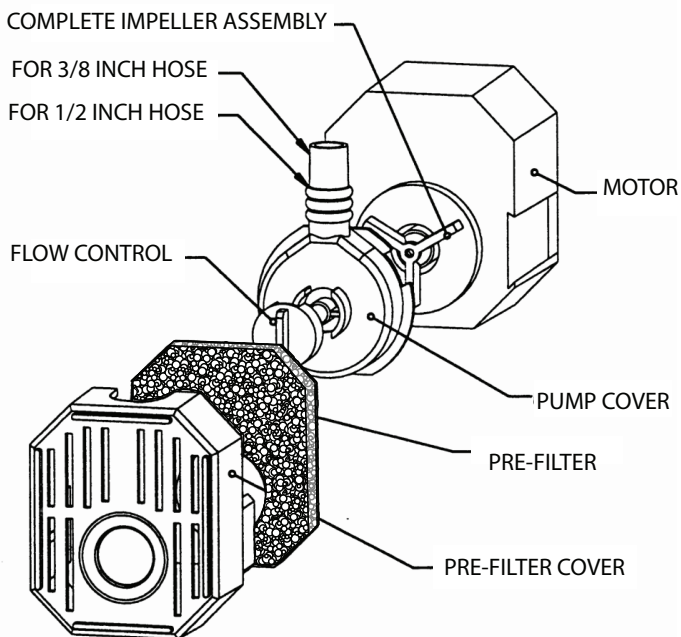
**CAUTION: PONDS CAN BE DANGEROUS TO SMALL CHILDREN.
NEVER LEAVE CHILDREN UNSUPERVISED NEAR A POND.**

SPECIFICATIONS AND PARTS LIST

(ITEM # 02520) (ITEM # 02521)



YOUR PUMP MODEL #
IS ON THE PUMP NEAR
ELECTRICAL CORD



PUMP MODEL	GALLONS PER HOUR	MAX HEAD HEIGHT (FEET)	COMPLETE IMPELLER ASSEMBLY ITEM #	PRE-FILTER (3 PACK) ITEM #	PUMP COVER PRE-FILTER COVER & FLOW CONTROL (3 PARTS) ITEM #	BELL SHAPE FOUNTAIN ITEM #	LARGE FOAM BLOCK ITEM #
1	80	3	11655	12605	12635	02089	12600
1.5	140	6	12655	12605	12635	02089	12600

LIMITED WARRANTY

Danner pumps are warranted against failure due to defects in materials and/or workmanship as follows: Pump body, cover, impeller and included accessories within one year of original purchase. This warranty does not cover any replaceable filtering material supplied with the pump or filter as it is considered expendable. This warranty covers defects occurring under normal use. The warranty and remedies set forth herein are conditional upon proper installation, use, maintenance, storage, and conformance with the applicable use. It will be based upon Danner Mfg. discretion as to whether the defects are of manufacturing origin. For warranty repair, return only the part that is defective to our factory. Please include a dated proof of purchase and \$5.00 for postage and handling. Any damages due to improper installation are not covered by this warranty. This warranty does not apply to appearance or aftermarket accessory items. This warranty does not include damage due to handling, transportation, unpacking, setup, installation, repair or replacement of parts supplied by any other than Danner Mfg.; improper maintenance, modification or repairs by the purchaser; abuse, misuse, neglect, accident, fire, flood, or other acts of God. Any oral statements about this product made by the seller, the manufacturer, their representatives or any other parties do not constitute warranties and shall not be relied upon by the user and are not part of this contract. Neither the seller nor the manufacturer shall be liable for any injury, loss or damages, direct, incidental, or consequential, including but not limited to incidental or consequential damage for lost profits, lost sales, injury, and inability to use the product and the user agrees that no other remedy is available. Before using, the user shall determine the suitability of the product for their intended use and the user shall assume all risk liability whatsoever in connection therewith. TO VALIDATE THIS WARRANTY, KEEP YOUR PROOF OF PURCHASE (COPY OF SALES RECEIPT FROM A CERTIFIED PONDMASTER OR SUPREME DEALER). Warranty covers the repair or prorated replacement of the Danner Mfg. products. Danner Mfg. denies all liability for any other loss including but not limited to loss of equipment, income, livestock, vegetation or personal injury.

THE FOLLOWING VOIDS WARRANTY: LINE CORD OR PLUG IS ALTERED OR CUT, PRODUCT LABELS ARE DEFACED OR REMOVED. PRODUCT IS IMPROPERLY INSTALLED OR MAINTAINED BY USER OR THEIR AGENT, PRODUCT IS ABUSED, MISUSED, OR DAMAGED BY USER OR THEIR AGENT. PRODUCT IS NOT REMOVED FROM SERVICE AND DRIED DURING FREEZING CONDITIONS.

ZG150 revB 8/13

DANNER MFG. INC. 160 OVAL DRIVE, ISLANDIA, NEW YORK 11749-1489
VISIT OUR WEB SITE: WWW.DANNERMFG.COM