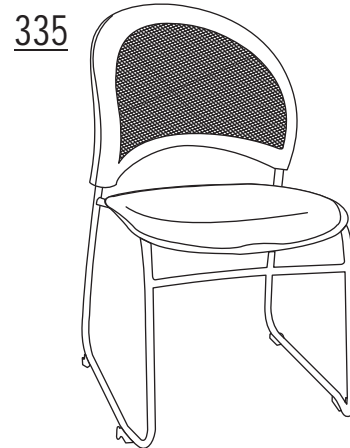
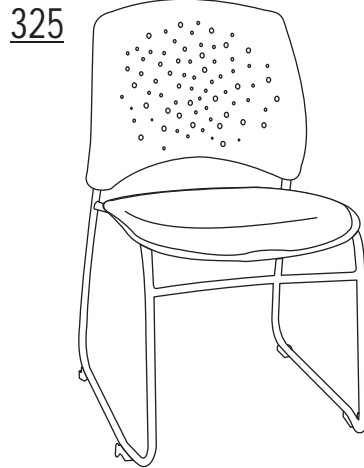
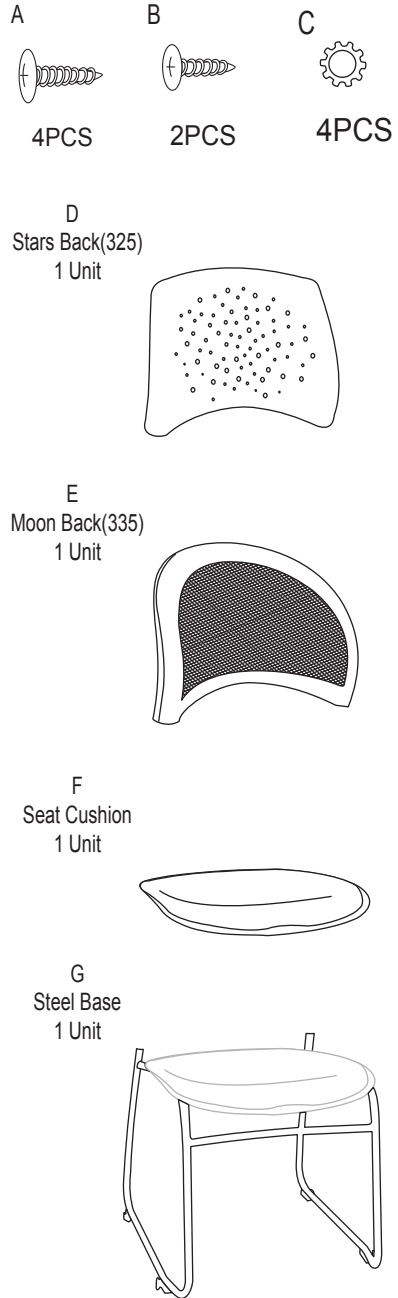


# Model 325/335 Stars/Moon Stack Chair

## Parts Listing



**WEIGHT CAPACITY: 250 lbs.**

**Assembly Notes:**

During assembly, hand tighten screw only when all screws are in place, you may then tighten all screws completely.

**CAUTION:**

1. Do not use this chair as a step ladder.
2. Check for loose screws and tighten them every 6 months.

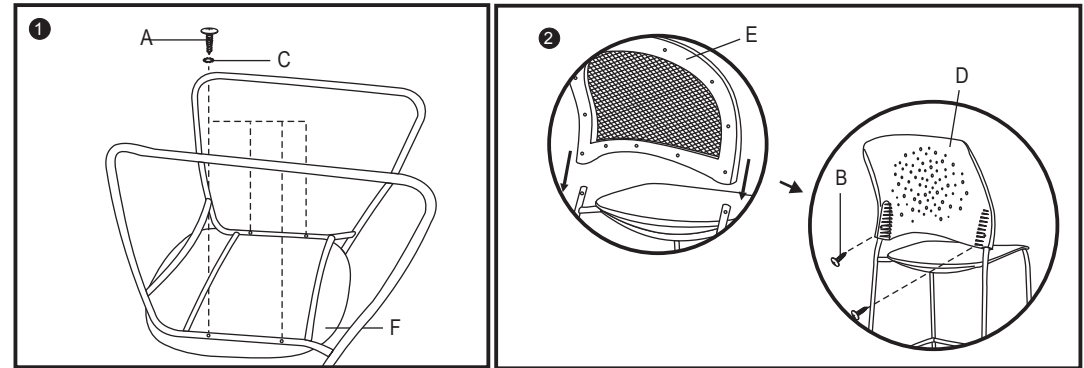
## Assembly Instructions



**Tools Needed: Phillips Head Screwdriver**  
 Please read all instructions before assembly.

**Step 1:** Attach Seat Cushion(F) to Steel Base (G) using screws (A) and washers (C). Tighten screws with phillips head screwdriver.

**Step 2:** Place the plastic Seat Back (D / E) onto top of Steel base (G). Line up holes in the rear of the seat back and frame and connect using two short screws (B). Tighten screws with phillips head screwdriver.



**ofm**  
 Furniture For The Real Office™

161 Tradition Trail Holly Springs, NC, 27540  
 800-520-7471 (voice) 919-362-4765 (fax)  
 919-303-6389 (voice) www.ofminc.com  
 support@ofminc.com