

CP & RCP Series Radiant Ceiling Panel Heaters

Product Description

For Surface Or Recessed Installation, Radiant Ceiling Panels radiate energy like the solar radiation which warms us, heats objects, not the air. With no moving parts, these heating panels create gentle warmth and toasty comfort.



Manufactured in U.S.A.

Radiant Ceiling Panels provide a low surface temperature and broad heat distribution. Clean, gentle comfortable heat that is ideal for offsetting perimeter heat loss or neutralizing downdrafts over glass. These versatile and flexible panels may be used virtually anywhere in homes, schools, hospitals, motels and a broad variety of other commercial or industrial installations.

Product Specifications

Construction:

Radiant Ceiling Panels shall be made of highest quality steel casing. Front panel shall be painted with textured powder coated finish. Electric Resistance element is fixed between dielectric material and insulation. Two inches of insulation is compressed to one inch by back panel to minimize upward heat loss and radiant efficiency. Radiant panels shall have 36" pre-wired flexible cable for easy installation and wiring connections.

Installation:

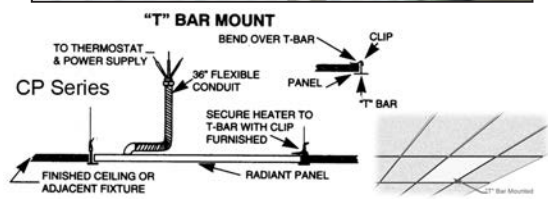
CP Series shall be designated as 2x2 or 2x4 size. All panels are 1" thick. The size shall be nominal dimension to be manufactured to fit drop ceiling systems. Standard units will fit regular "T" Bar frame. For regular or trim line or other frame sizes, special construction is required. RCP Series shall be used in recess mounting applications. RCP Series shall be 2" less in width to recess between nominal 24" center ceiling joists. RCP Series shall be complete with recess frame for finished construction.

Accessories:

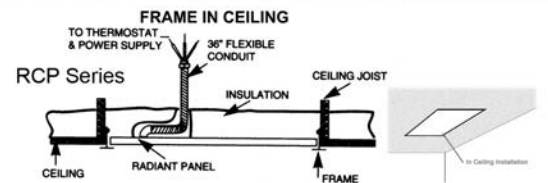
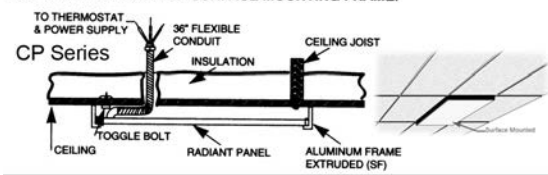
Surface mounting frames shall be optional for surface mounting the CP Series, and are Aluminum mill finish. Frames can be painted white to match panel.

Options:

Silk-screening the exposed surface to match ceiling tiles is available, as well as silicone sealed metal parts for high humidity applications.



FOR SURFACE MOUNTED UNITS USE STANDARD "T" BAR CEILING PANEL AND SURFACE MOUNTING FRAME.



CP Series - "T" Bar & Surface Mounted

UPC#	MODEL	WATTS	BTU's	AMPS	VOLTS	WT	LIST
686334	Dimensions: 2' x 4' (Nominal) x 1"						
458719	CP805	500	1707	2	208	20 lb.	412
458726	CP125			4.2/2.1	120/240		
458733	CP705			2	277		
458740	CP807	750	2560	4	208	20 lb.	425
458757	CP127			6.3/3.1	120/240		
458764	CP707			3	277		
Dimensions: 2' x 2' (Nominal) x 1"							
458771	CP802	250	853	1	208	13 lb.	270
458788	CP122			2.1/1.0	120/240		
458795	CP702			.9	277		
458801	CP803	375	1280	2	208	13 lb.	327
458818	CP123			3.1/1.6	120/240		
458825	CP703			1	277		
459105	SF400 Surface Frame for 2' x 4' Panels (CP only)					10 lb.	182
459099	SF200 Surface Frame for 2' x 2' Panels					6 lb.	144

RCP Series - Frame in Ceiling Mounted

UPC#	MODEL	WATTS	BTU's	AMPS	VOLTS	WT	LIST
686334	Dimensions: 2' x 4' (Including Recessing Frame)						
458832	RCP805	500	1707	2	208	30 lb.	585
458849	RCP125			4.2/2.1	120/240		
458856	RCP705			2	277		
458863	RCP807	750	2560	4	208	30 lb.	646
458870	RCP127			6.3/3.1	120/240		
458887	RCP707			3	277		
Dimensions: 2' x 2' (Including Recessing Frame)							
458894	RCP802	250	853	1	208	19 lb.	393
458900	RCP122			2.1/1.0	120/240		
458917	RCP702			.9	277		
458924	RCP803	375	1280	2	208	19 lb.	493
458931	RCP123			3.1/1.6	120/240		
458948	RCP703			1	277		

International Models

UPC#	MODEL	WATTS	BTU's	AMPS	VOLTS	WT	LIST
686334	Dimensions: 2' x 4' (Nominal) x 1"						
471039	CP2205i	420	1434	1.9	220	20	412
471046	CP125i	500	1707	4.2/4.1	120/240		
471053	CP2207i	630	2150	2.9	220		
471060	CP127i	750	2560	6.3/3.1	120/240	20	425
Dimensions: 2' x 2' (Nominal) x 1"							
471077	CP2202i	210	717	0.95		13	270
471084	CP122i	250	853	2.1/1.0	120/240		
471091	CP2203i	315	1075	1.4	220	13	327
471107	CP123i	375	1280	3.1/1.6	120/240		
				1.4	277		

UPC#	MODEL	WATTS	BTU's	AMPS	VOLTS	WT	LIST
686334	Dimensions: 2' x 4' (Including Recessing Frame)						
471114	RCP2205i	420	1434	1.9	220	30	585
471121	RCP125i	500	1707	4.2/4.1	120/240		
471138	RCP2207i	630	2150	2.9	220		
471145	RCP127i	750	2560	6.3/3.1	120/240		
471145	RCP127i	750	2560	6.3/3.1	120/240		646
Dimensions: 2' x 2' (Including Recessing Frame)							
471152	RCP2202i	210	717	0.95	220	19	393
471169	RCP122i	250	853	2.1/1.0	120/240		
471176	RCP2203i	315	1075	1.4	220		
471183	RCP123i	375	1280	3.1/1.6	120/240		
							493