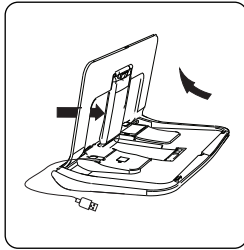



2C - SK11H2


How To Use




1. Turn the stand upside down. Pull out the USB cable.



2. Unfold the stand and push it towards the back.



3. Pull out the three laptop braces which will secure your laptop in place.



4. Place the laptop on the stand.



5. Connect the USB cable to your laptop to activate the keyboard.