




BY *Bush* FURNITURE

**MODEL KI10101
KI10201**



A167929

3 Year Warranty



Hello and thank you for purchasing kathy ireland Office® by Bush Furniture!

Office and home décor is exciting. Everyone loves to see their work and living spaces reflect their own personal style. Our kathy ireland Office® by Bush Furniture Style Guides span the globe and you've chosen furniture that will celebrate your own personal taste.

Our products are made to last. We have confidence in our furniture, so we guarantee a three-year warranty backed by Bush Furniture, a leading and prestigious manufacturer with a 50-year history.

Our missions are "...finding solutions for people in business" and "...finding solutions for families, especially busy moms" while keeping your budget top of mind. Great style, great quality and great pricing give our designs exceptional value. We offer Quick-to-Assemble technology, especially for you, throughout the collections for an overall easier, faster assembly and for a wonderful experience.

Fashion, Quality, Value and Safety are our top priorities for each of our customers and each of our designs are tested to meet the highest industry standards. Many of the designs provide child safety features, including rounded edges and soft close hinges.

I believe you'll find our kathy ireland Office® by Bush Furniture a wonderful fit for your life and career. We'd love to hear from you and learn about your experience with our products. Please visit www.bushfurniture.com/kathyireland or email kathyireland@kathyireland.com to send us your feedback or to ask me any questions you may have about this purchase and to experience our coordinating lighting, flooring, accessories and other beautiful designs that will complete your personalized environment. We know that you have many choices in the world of office furniture and we're delighted that you've chosen ours for this special moment of your journey. Welcome to the difference of kathy ireland Office® by Bush Furniture.

Best Regards,

kathy ireland

Kathy Ireland
Chief Designer, kathy ireland Office® by Bush Furniture

Bonjour et merci d'avoir choisi kathy ireland Office® par la compagnie de mobilier Bush!

La décoration du bureau et de la maison est excitante. Tout le monde aime voir leur travail et leur espace vital refléter leur personnalité unique. Nos guides de style kathy ireland Office® par la compagnie de mobilier Bush sont partout sur la planète et vous avez choisi un mobilier qui célébrera vos goûts personnels uniques.

Nos produits sont faits pour durer et nous avons confiance en nos mobiliers. Nous vous offrons donc une garantie de trois ans soutenue par la compagnie de mobilier Bush, un fabricant de prestige et de premier plan avec plus de 50 ans d'histoire.

Nos missions sont « ... trouver des solutions pour les entrepreneurs » et « ... trouver des solutions pour les familles, plus spécifiquement pour les mères de famille occupées » et en mettant le budget en priorité. Style merveilleux, qualité exceptionnelle et un prix plus que compétitif donnent à nos designs une valeur exceptionnelle. Nous offrons une technologie rapide à assembler, conçue spécialement pour vous, dans toutes nos collections pour une facilité et une rapidité d'assemblage et une expérience plaisante.

Mode, qualité, valeur et sécurité sont nos priorités pour chacun de nos clients et tous nos designs sont testés pour répondre aux plus hauts standards de l'industrie. Plusieurs de nos designs offrent des caractéristiques de sécurité pour les enfants, incluant des coins ronds et des charnières qui se ferment doucement.

Je crois que vous trouverez dans notre kathy ireland Office® par la compagnie de mobilier Bush une merveilleuse harmonie pour votre environnement personnel ainsi que professionnel. Nous aimerions avoir vos commentaires et connaître votre expérience avec nos produits. Veuillez visiter www.bushfurniture.com/kathyireland ou envoyer un courriel à kathyireland@kathyireland.com pour nous faire parvenir vos commentaires ou pour me poser vos questions à propos de cet achat et pour en apprendre davantage sur nos agencements de luminaires, revêtements de planchers, accessoires et autres magnifiques designs qui viendront compléter votre environnement personnalisé. Nous savons que vous avez plusieurs choix dans le monde du mobilier de bureau et nous sommes reconnaissants que vous nous ayez choisi pour ce moment spécial dans votre parcours. Bienvenue à la différence kathy ireland Office® par la compagnie de mobilier Bush.

Bien à vos,

kathy ireland

Kathy Ireland
Designer en chef, kathy ireland Office® par la compagnie de mobilier Bush

¡Hola y gracias por comprar kathy ireland Office® por Bush Furniture!

La decoración del hogar y oficina es emocionante. A todos les encanta que sus espacios de vivienda y trabajo reflejen su propio estilo personal. Nuestras guías de estilo de kathy ireland Office® por Bush Furniture abarcan todo el mundo, y usted ha escogido mobiliario que celebra su gusto personal.

Nuestros productos están hechos para durar. Tenemos confianza en nuestros productos, por lo que le damos una garantía de tres años respaldada por Bush Furniture, un fabricante líder y prestigioso con 50 años de historia.

Nuestra misión es "...encontrar soluciones para las personas en los negocios" y "...encontrar soluciones para familias, especialmente mamás ocupadas" teniendo su presupuesto en mente. Excelente estilo, excelente calidad y excelente precio le dan a nuestros diseños un valor excepcional. Ofrecemos tecnología rápida de ensamblar, especialmente para usted, a través de las colecciones para sobretodo un ensamblaje fácil y rápido, y una experiencia maravillosa.

Moda, calidad, valor y seguridad son nuestras prioridades para cada uno de nuestros clientes y cada uno de nuestros diseños es sometido a prueba para alcanzar los estándares más altos de la industria. Muchos de nuestros diseños tienen características seguras para niños, incluyendo esquinas redondeadas y bisagras que cierran con suavidad.

Estoy segura de que encontrará que nuestro mobiliario kathy ireland Office® por Bush Furniture encaja perfectamente con su vida y su carrera. Nos encanta escuchar de usted y aprender acerca de su experiencia con nuestros productos. Visite por favor www.bushfurniture.com/kathyireland o mande un correo electrónico a kathyireland@kathyireland.com para hacernos saber su impresión o preguntarme acerca de esta compra y para experimentar nuestros diseños coordinados de iluminación, pisos, accesorios y más bellos diseños que completarán su medioambiente personalizado. Sabemos que usted tiene muchas opciones en el mundo del mobiliario de oficina y estamos encantados de que haya escogido el nuestro para este momento especial de su viaje. Bienvenido a la diferencia de kathy ireland Office® por Bush Furniture.

Atentamente,

kathy ireland

Kathy Ireland
Diseñadora en Jefe, kathy ireland Office® por Bush Furniture



IT'S AS EASY AS 1,2,3

Assembly tips:

1. Read the instructions and become familiar with the parts.
2. Ensure this carton contains all parts, fasteners and hardware.
3. To protect floors, assemble the furniture on the carton.
4. An assistant may be helpful.
5. Use of power tools is not recommended.

Conseils d'assemblage:

1. Lisez les instructions et familiarisez-vous avec les pièces.
2. Assurez-vous que le carton contient toutes les pièces, toutes les pièces de fixation et toute la quincaillerie.
3. Pour protéger vos sols, assemblez le meuble sur le carton.
4. Il peut être utile de vous faire aider.
5. L'utilisation d'outils électriques n'est pas recommandée.

Consejos de Ensamblaje:

1. Lea las instrucciones y familiarícese con las partes.
2. Asegúrese de que esta caja contenga todas las piezas, los sujetadores y el equipo.
3. Para proteger el piso, ensamble el mueble en el carton.
4. Un asistente puede serle útil.
5. El uso de herramientas eléctricas no se recomienda.



M - F 8:30 a.m. - 7:30 p.m. ET
Sat. 9 a.m. - 5:30 p.m. ET
(Except Holidays)

Bush Consumer Services
 One Mason Drive
 Jamestown, NY 14701

ConsumerService@Bushindustries.com

1-800-950-4782 USA/CANADA
 1-800-950-4782 MEXICO
 Se habla español

Outside USA/CANADA/MEXICO
 001-716-665-2510 Ext. 5900

CONSUMER SERVICE YOU CAN DEPEND ON

Questions? Operators are standing by at our TOLL-FREE help line to assist you with assembly; and, if necessary, to quickly replace damaged/missing parts. Assistance is available 6 days a week. Simply have your store receipt, instruction manual, and part number/description ready when you call our TOLL-FREE help line. It's that easy.

UN SERVICE CLIENTELE SUR LEQUEL VOUS POUVEZ COMPTER
 Des questions? Des opérateurs sont prêts sur notre ligne d'assistance GRATUITE pour vous aider à l'assemblage et, si nécessaire, remplacer rapidement les pièces endommagées/manquantes. L'assistance est disponible 6 jours par semaine. Ayez simplement votre reçu de magasin, votre manuel d'instruction et le numéro de pièces/description à votre disposition lorsque vous appelez notre ligne d'assistance GRATUITE. C'est aussi simple que ça.

SERVICIO AL CONSUMIDOR CON EL QUE PUEDE CONTAR
 ¿Preguntas? Los operadores están listos para ayudarlo con el ensamblaje a través de una línea de ayuda GRATUITA, y en caso de ser necesario, reemplazar de inmediato las piezas dañadas o faltantes. La asistencia está disponible los 6 días de la semana. Solamente tenga listos su recibo de compra, manual de indicaciones y número/descripción de la pieza al momento de llamarnos a la línea de ayuda GRATUITA. Es así de sencillo.



IMPORTANT SAFETY INFORMATION



CAUTION



Risk of breaking glass. Handle glass carefully during assembly. Use eye and hand protection. Improper handling can result in cuts or lacerations.

Riesgo de romper el vidrio. Maneje el vidrio con cuidado al ensamblar esta unidad. Use protección para sus ojos y sus manos. El manejo inapropiado del vidrio puede causarle cortaduras o laceraciones.

Risque de bris de verre. Faites attention lors de la manipulation du verre pendant l'assemblage. Utilisez des protections pour les yeux et les mains. Une mauvaise manipulation peut provoquer des coupures ou des lacérations.



WARNING

Do not move unit when loaded. Doing so could cause instability, product collapse, tip over, and/or serious injury.

No mueva la unidad cuando esté cargada. Hacerlo puede causar inestabilidad, que el producto se derrumbe, que se la caiga encima y/o heridas (golpes) serias.

Ne pas déplacer l'unité lorsqu'elle est chargée. Faire ainsi peut causer l'instabilité, l'effondrement ou le renversement du meuble et/ou des endommagements sérieux.



WARNING

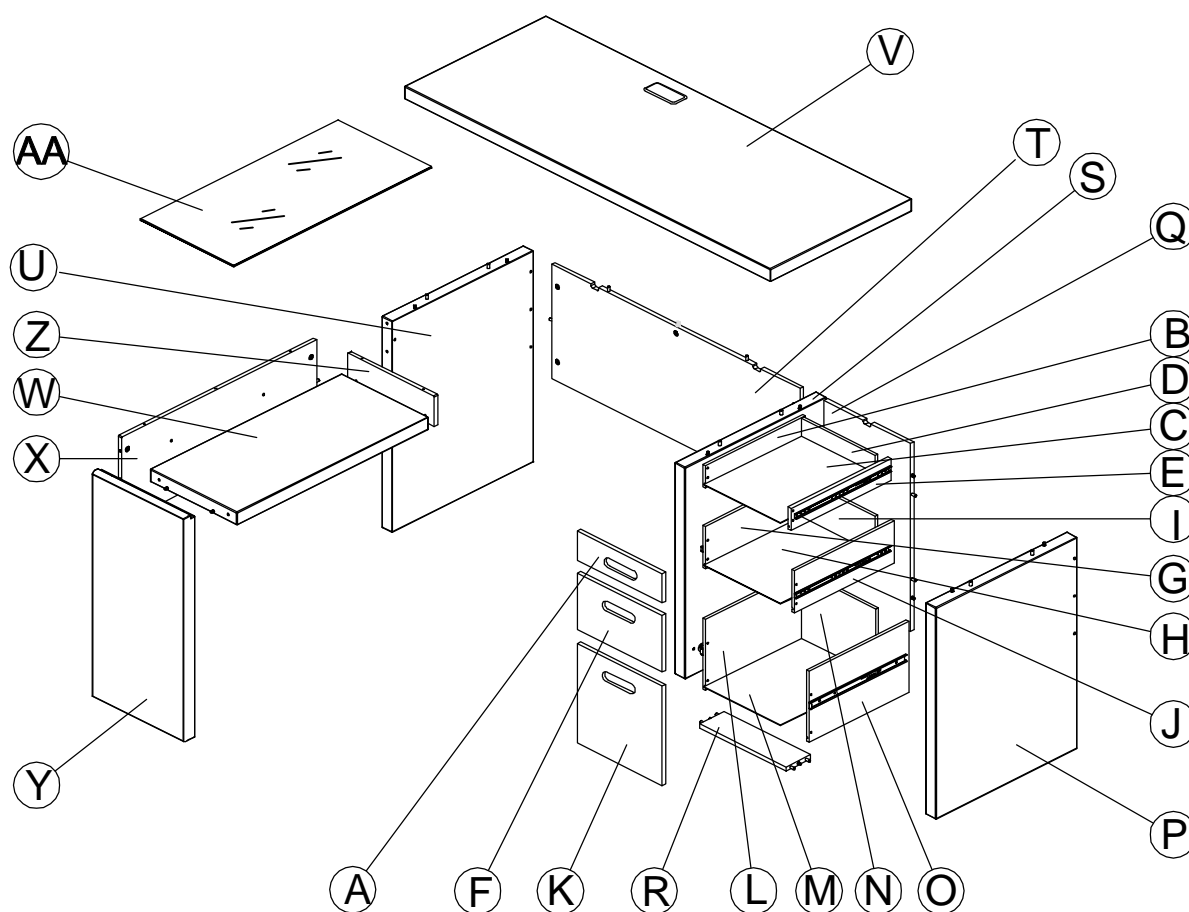

Product is intended for adult use only. Do not let children of any age climb on or around this product.


Le produit est prévu à l'usage des adultes seulement. Ne laissez pas les enfants d'aucun âge d'escalader sur ou autour de ce produit.

Este producto es para uso exclusivo para adultos. Porfavor no deje que los niños juegen arriba o alrededor del mueble.

EXPLODED VIEW

MODEL KI10101
KI10201



 1 - 800 - 950 - 4782

A167929

EXPLODED VIEW

KI10101

A	[1]	S166438	J	[1]	S167933	S	[1]	S167937
B	[1]	S167930	K	[1]	S166427	T	[1]	S167938
C	[1]	S166442	L	[1]	S166428	U	[1]	S168071
D	[1]	S166441	M	[1]	W166431	V	[1]	S167940
E	[1]	S167931	N	[1]	S166430	W	[1]	S167941
F	[1]	S166433	O	[1]	S166429	X	[1]	S168072
G	[1]	S167932	P	[1]	S168070	Y	[1]	S168073
H	[1]	S166437	Q	[1]	S167935	Z	[1]	S167944
I	[1]	S166436	R	[1]	S167936	AA	[1]	S166447

KI10201

A	[1]	S166584	J	[1]	S167948	S	[1]	S167952
B	[1]	S167945	K	[1]	S166573	T	[1]	S167953
C	[1]	S166588	L	[1]	S166574	U	[1]	S168075
D	[1]	S166587	M	[1]	W166577	V	[1]	S167955
E	[1]	S167946	N	[1]	S166576	W	[1]	S167956
F	[1]	S166579	O	[1]	S166575	X	[1]	S168076
G	[1]	S167949	P	[1]	S168074	Y	[1]	S168077
H	[1]	S166583	Q	[1]	S167950	Z	[1]	S167959
I	[1]	S166582	R	[1]	S167951	AA	[1]	S166447

FASTENERS

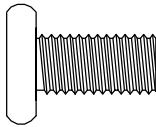
Fastners are shown in actual size.

Los fijadores son demostrados en su tamaño actual.

Les attaches sont montrées dans l'échelle grandeur.

H153333

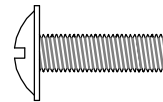
Quantity
4



1/4"-20 x 1/2"

H159348

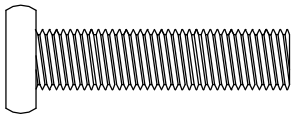
Quantity
6



M4 x 12mm

H166658

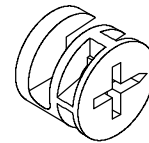
Quantity
2



1/4"-20 x 1"

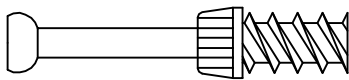
H159916

Quantity
4



H159917

Quantity
4

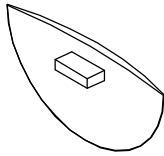


HARDWARE

KI10101

H167917

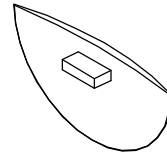
Quantity
5



KI10201

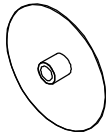
H167918

Quantity
5



H166345

Quantity
10




H166344

Quantity
10




H166415

Quantity
3



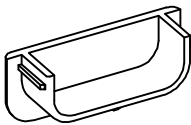
H166416

Quantity
3



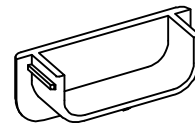
H157876

Quantity
3



H166350

Quantity
3

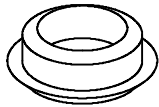


HARDWARE

KI10101

H166349

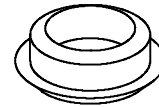
Quantity
5



KI10201

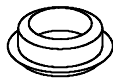
H166348

Quantity
5



H167923

Quantity
6



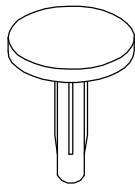
H167924

Quantity
6



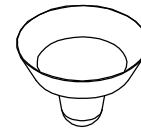
H166312

Quantity
12



H166448

Quantity
6



H26328

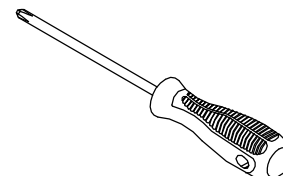
Quantity
1



4.0MM

H166410

Quantity
1



HARDWARE

H89793

Quantity
1



310mm

H94928

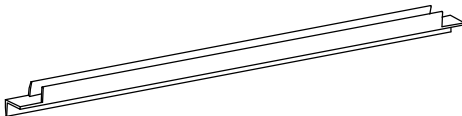
Quantity
1



310mm

H94305

Quantity
2



416mm

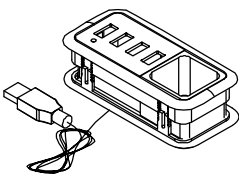
H161521

Quantity
4



H157520

Quantity
1



This device complies with part 15 of the FCC Rules. Operation is subject to the following two conditions: (1) This device may not cause harmful interference, and (2) this device must accept any interference received, including interference that may cause undesired operation.

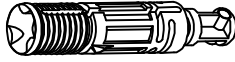
Este aparato acata las regulaciones establecidas en la Sección 15 del FCC (Federal Communications Commission). La operación está sujeta a las dos siguientes condiciones: (1) este aparato no causa interferencia nociva, y (2) este aparato acepta cualquier interferencia recibida, incluyendo interferencia que pueda causar una operación no deseable.

Ce dispositif est conforme à la partie 15 des règles de FCC. L'opération est sujette aux deux conditions suivantes : (1) ce dispositif ne peut pas causer l'interférence nocive, et (2) ce dispositif doit accepter n'importe quelle interférence reçue, y compris l'interférence qui peut causer l'opération peu désirée.

PRE-ASSEMBLED COMPONENTS

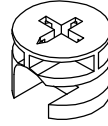
H166336

Quantity
7



H166337

Quantity
7



H167919

Quantity
4



16"

Q162813

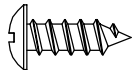
Quantity
2



16"

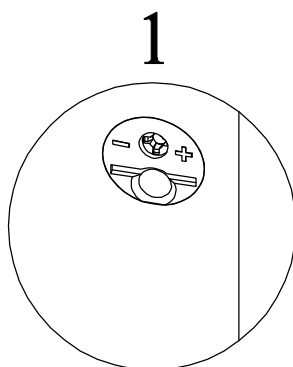
H166888

Quantity
36

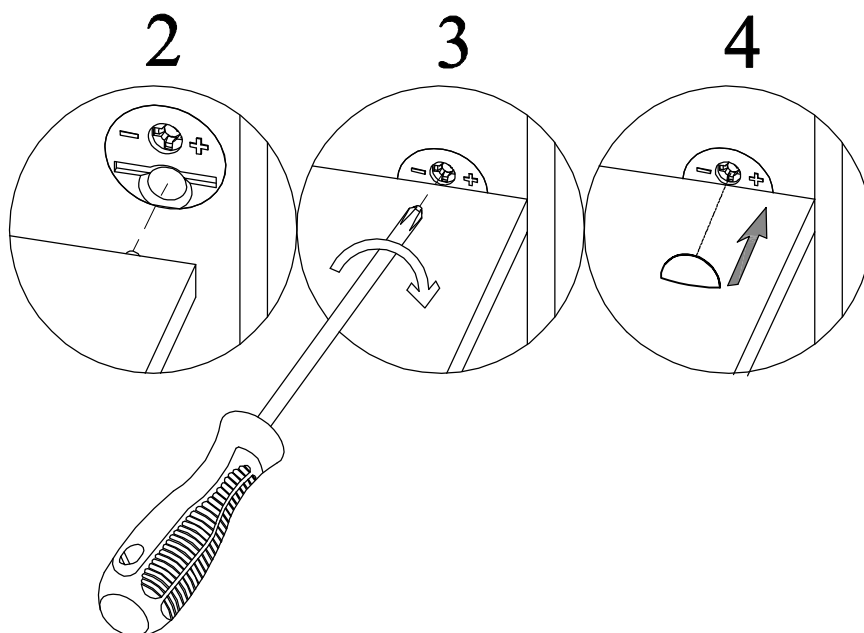


#6 x 7/16"

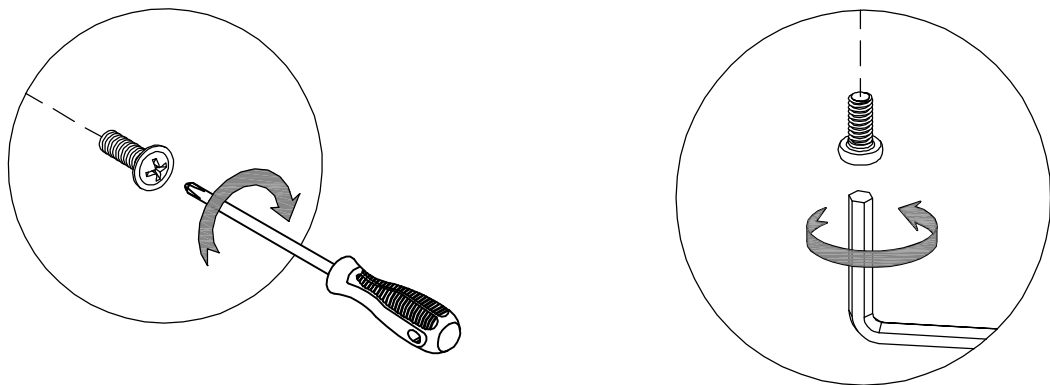
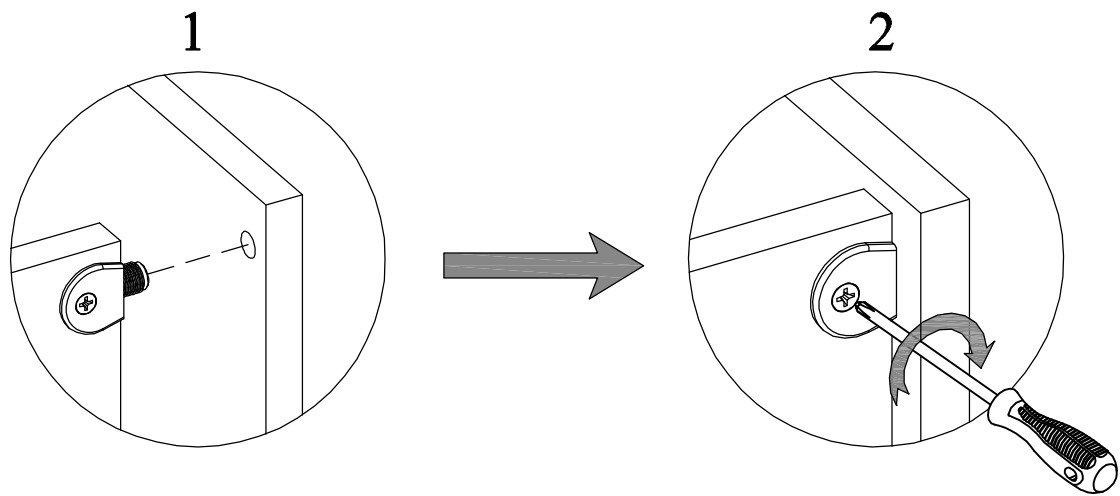
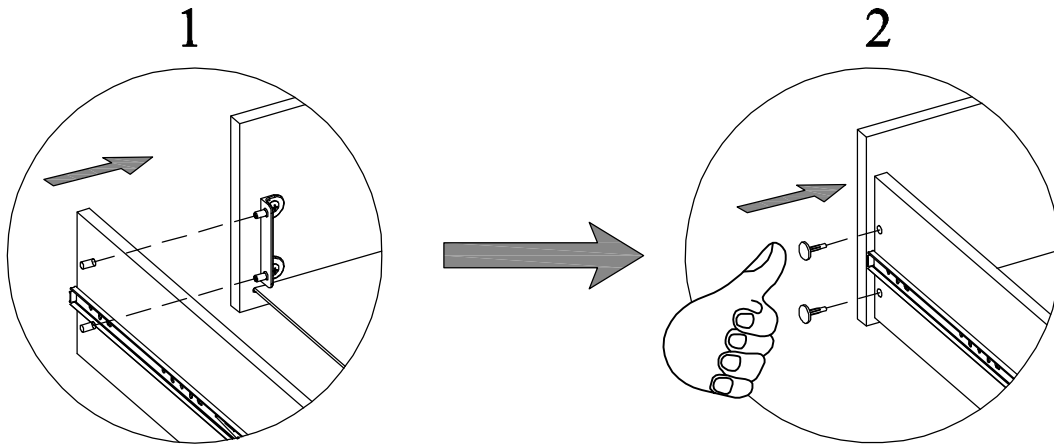
Common assembly techniques.
Técnica común de ensamblaje.
Techniques communes d'assemblage.



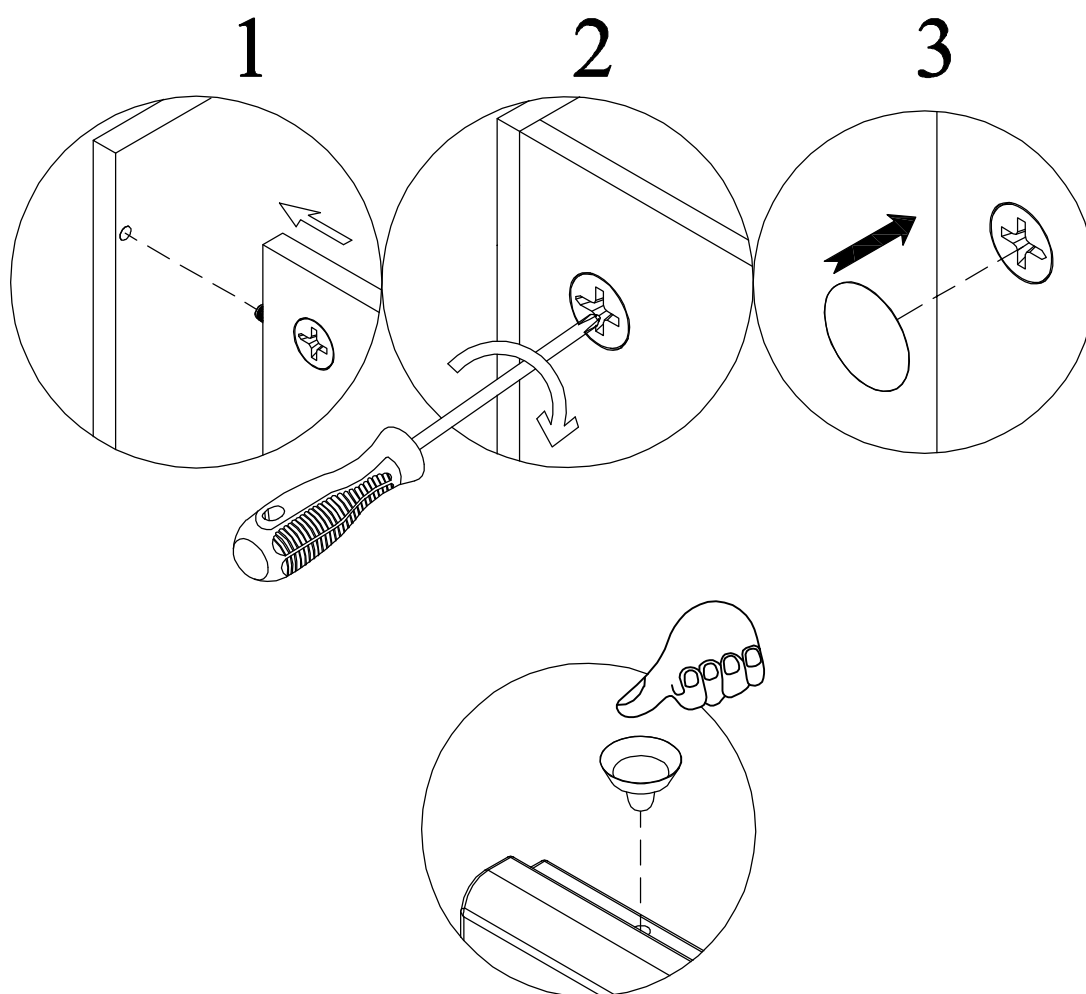
Check to see if hole is open and adjust as necessary
Verifica si el agujero está abierto y ajustar según sea necesario
Vérifiez si le trou est ouvert et ajustez au besoin



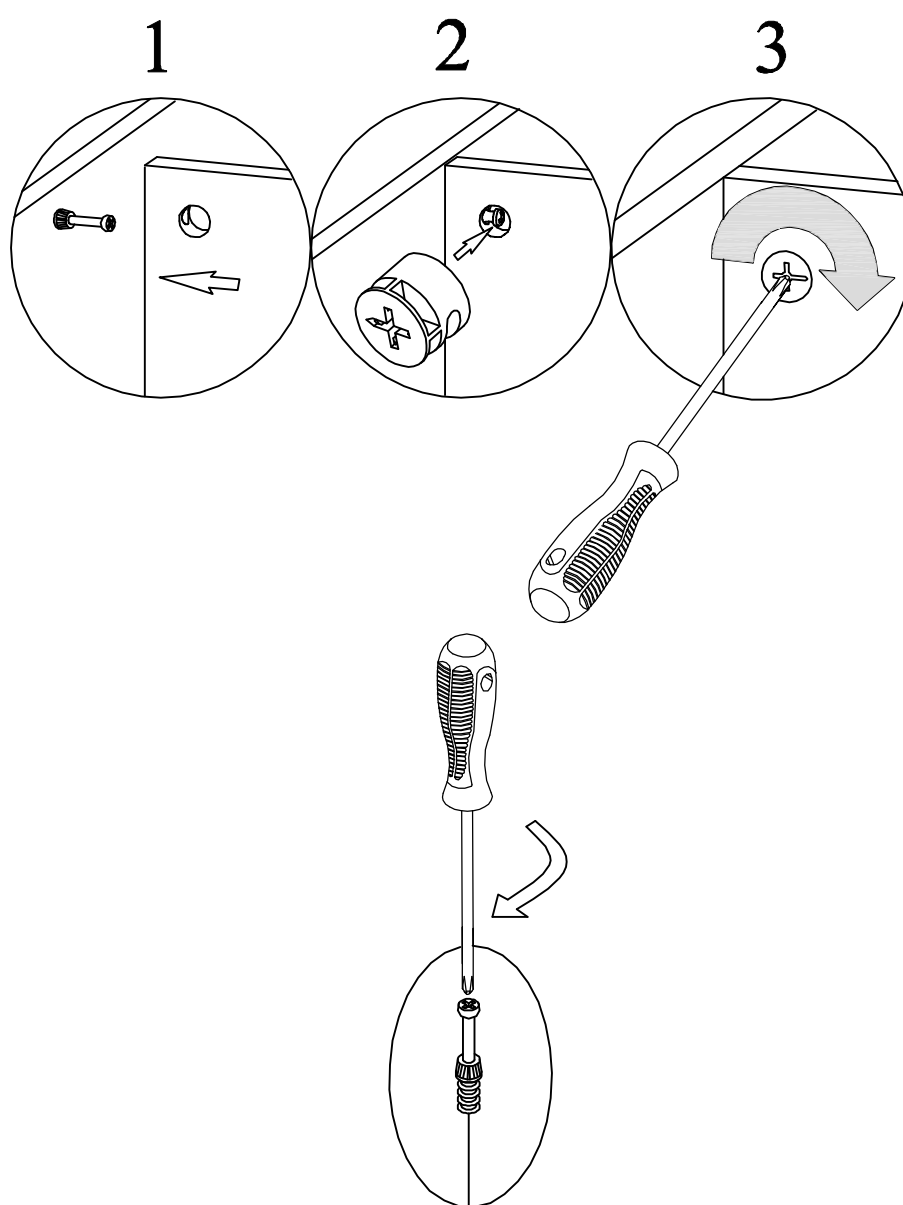
Common assembly techniques.
Técnica común de ensamblaje.
Techniques communes d'assemblage.




Common assembly techniques.
Técnica común de ensamblaje.
Techniques communes d'assemblage.

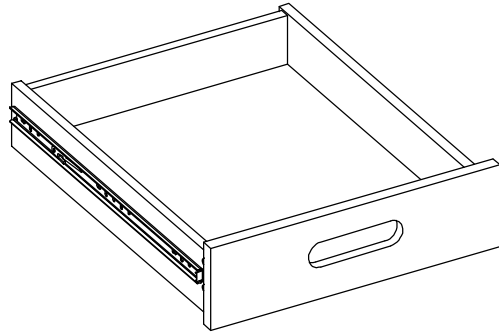


Common assembly techniques.
Técnica común de ensamblaje.
Techniques communes d'assemblage.

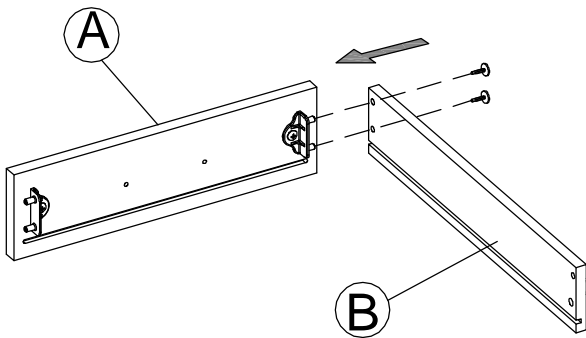


STEP 1

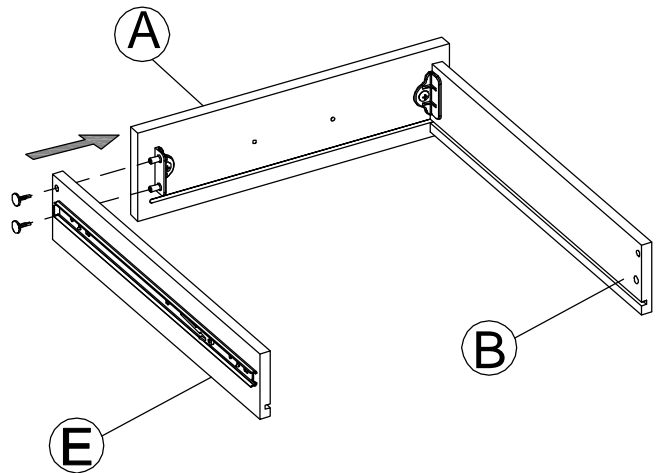
H166312  [4]



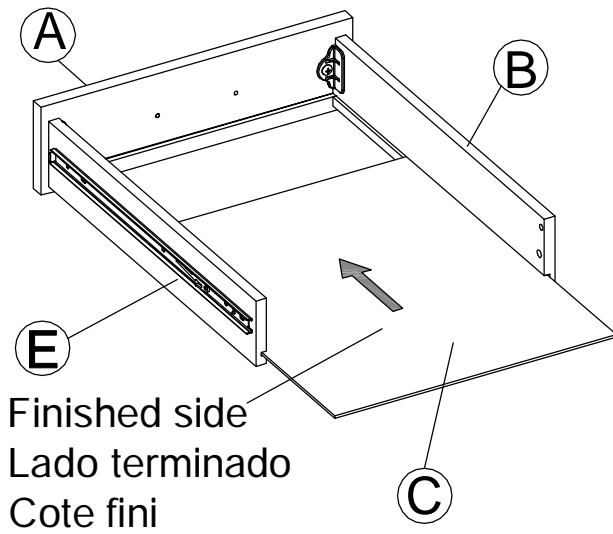
STEP (1)



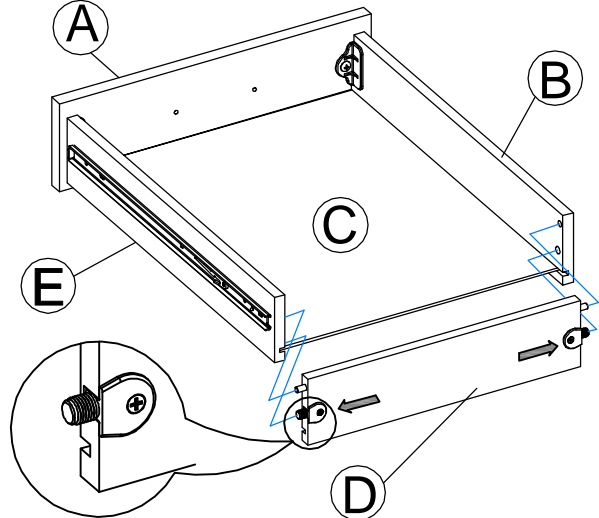
STEP (2)



STEP (3)




STEP (4)



 1 - 800 - 950 - 4782


A167929


STEP 2

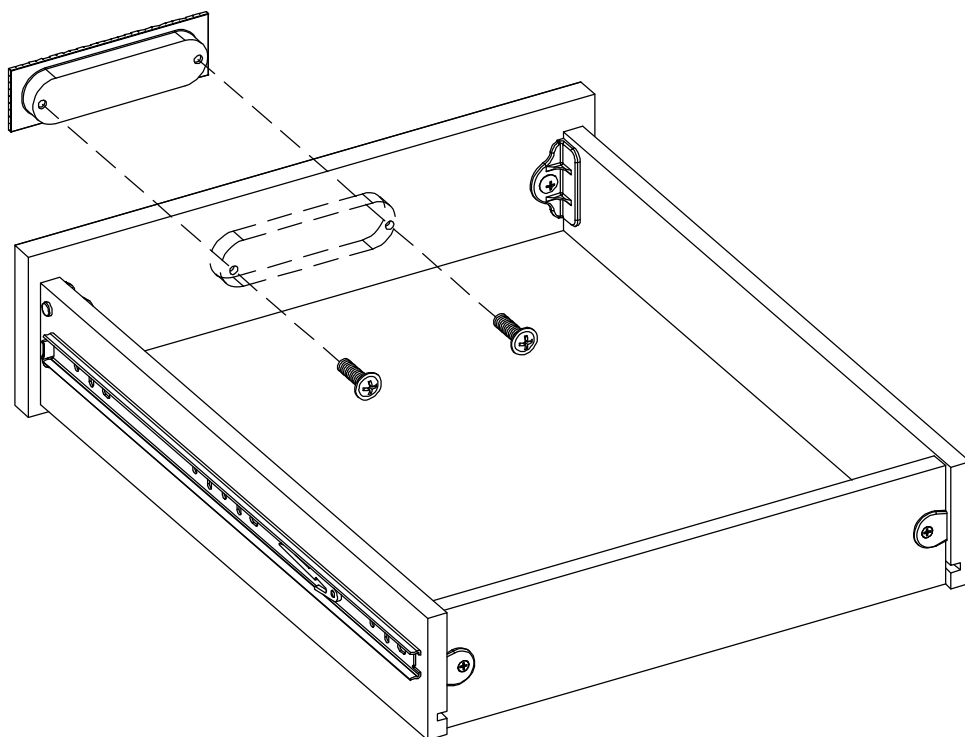
H159348  [2]

KI10101

KI10201

H166415  [1]

H166416  [1]

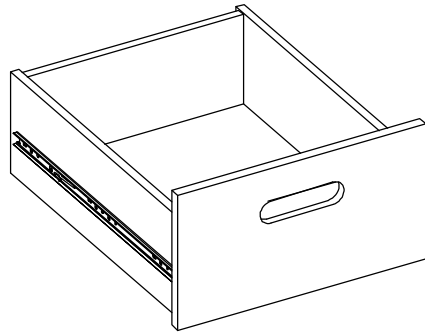


 1 - 800 - 950 - 4782

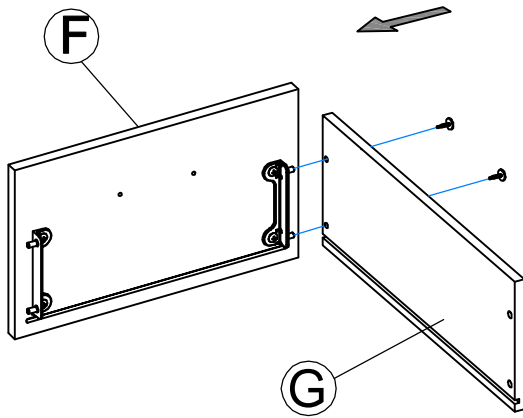
A167929

STEP 3

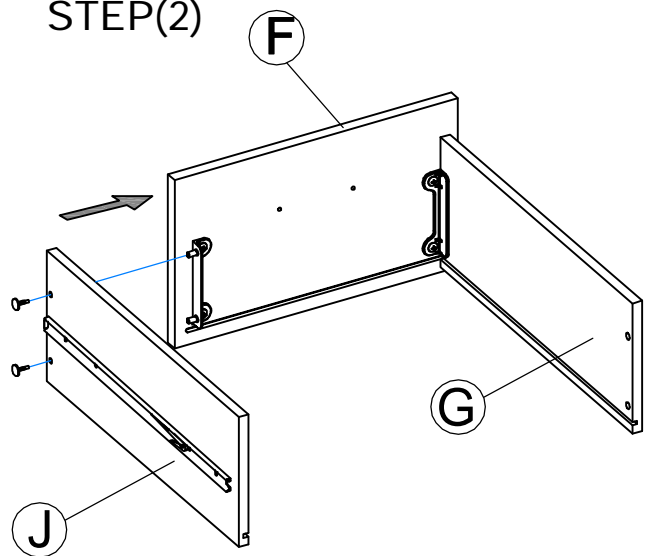
H166312  [4]



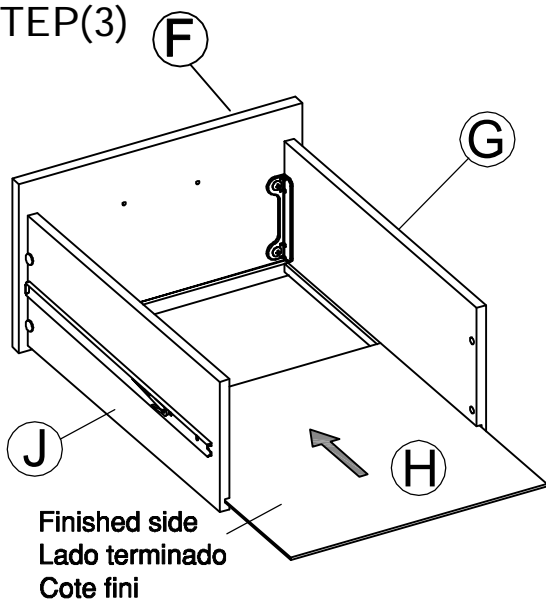
STEP(1)



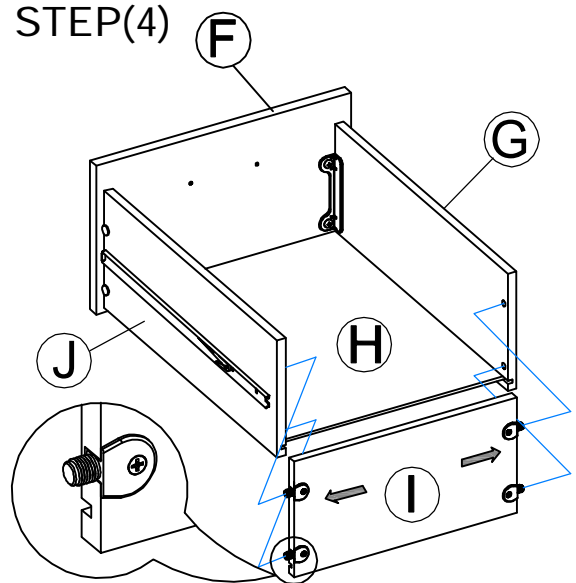
STEP(2)




STEP(3)



STEP(4)





STEP 4

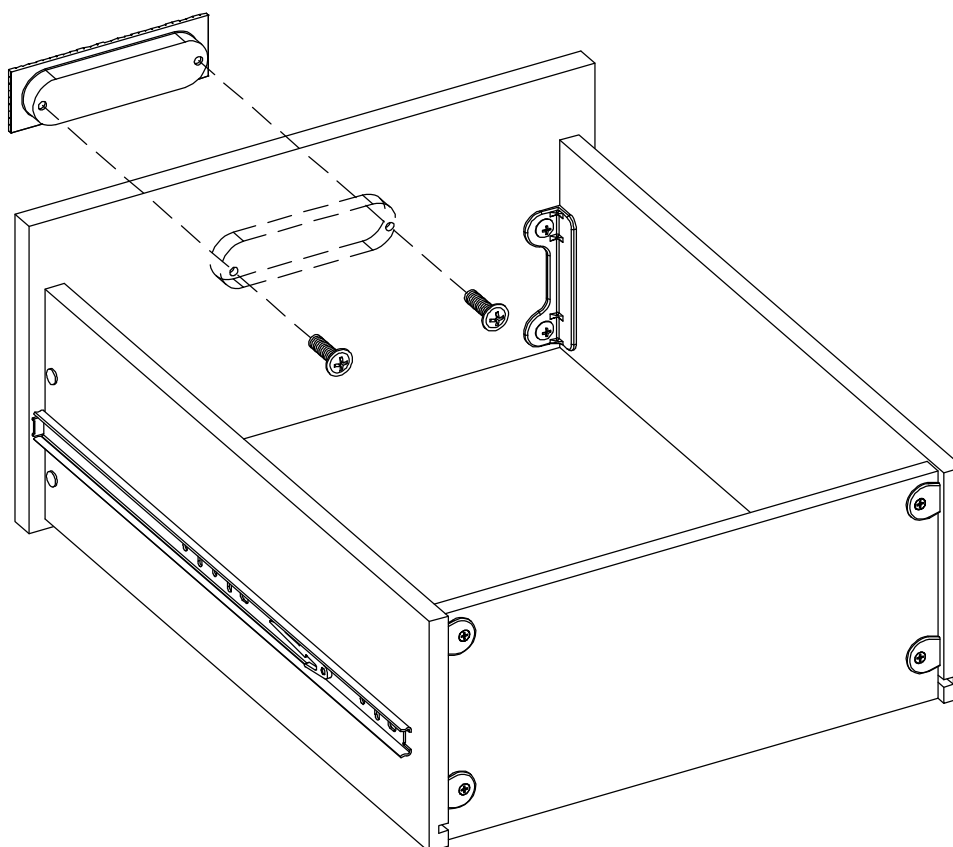
H159348  [2]

KI10101

KI10201

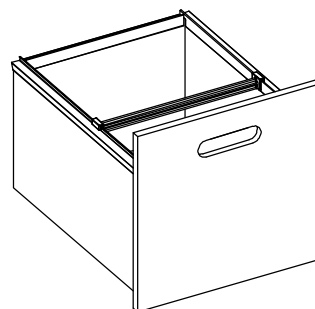
H166415  [1]

H166416  [1]

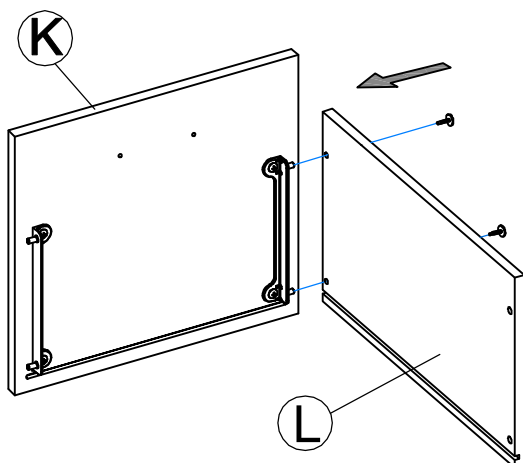


STEP 5

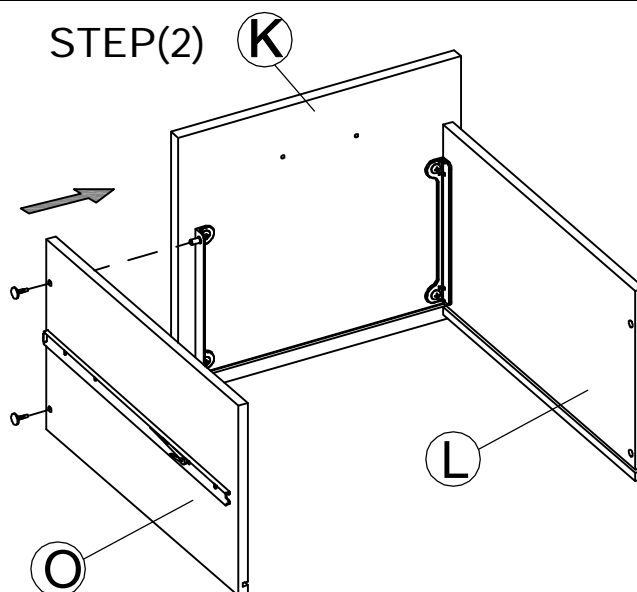
H166312  [4]



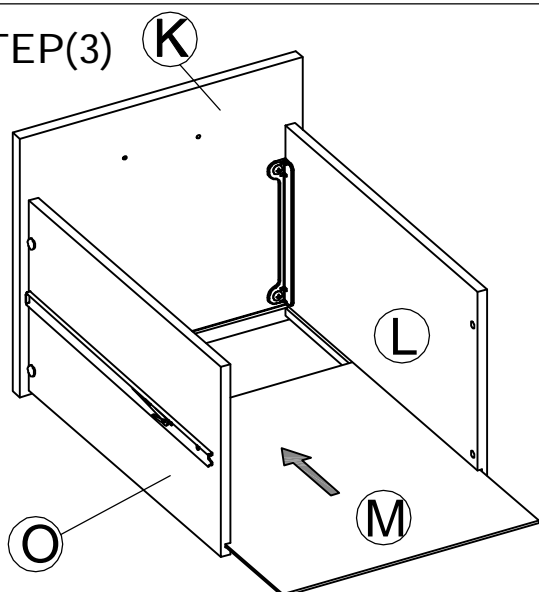
STEP(1)



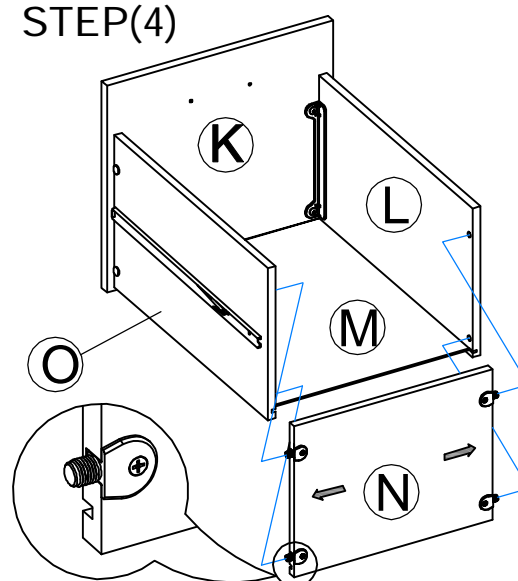
STEP(2)




STEP(3)




STEP(4)



 1 - 800 - 950 - 4782


A167929


STEP 6

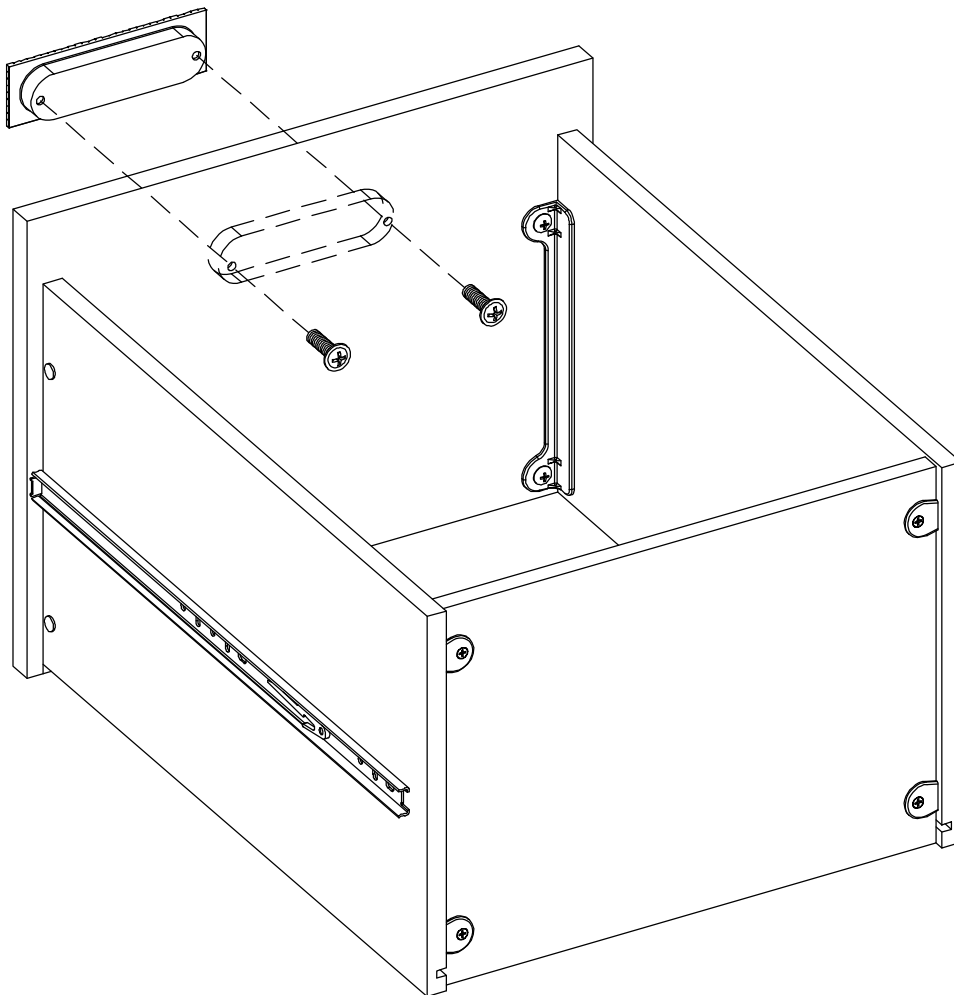
H159348  [2]


KI10101

KI10201

H166415  [1]

H166416  [1]

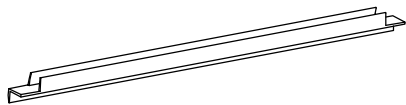


 1 - 800 - 950 - 4782

A167929

STEP 7

H94305



[2]

H89793

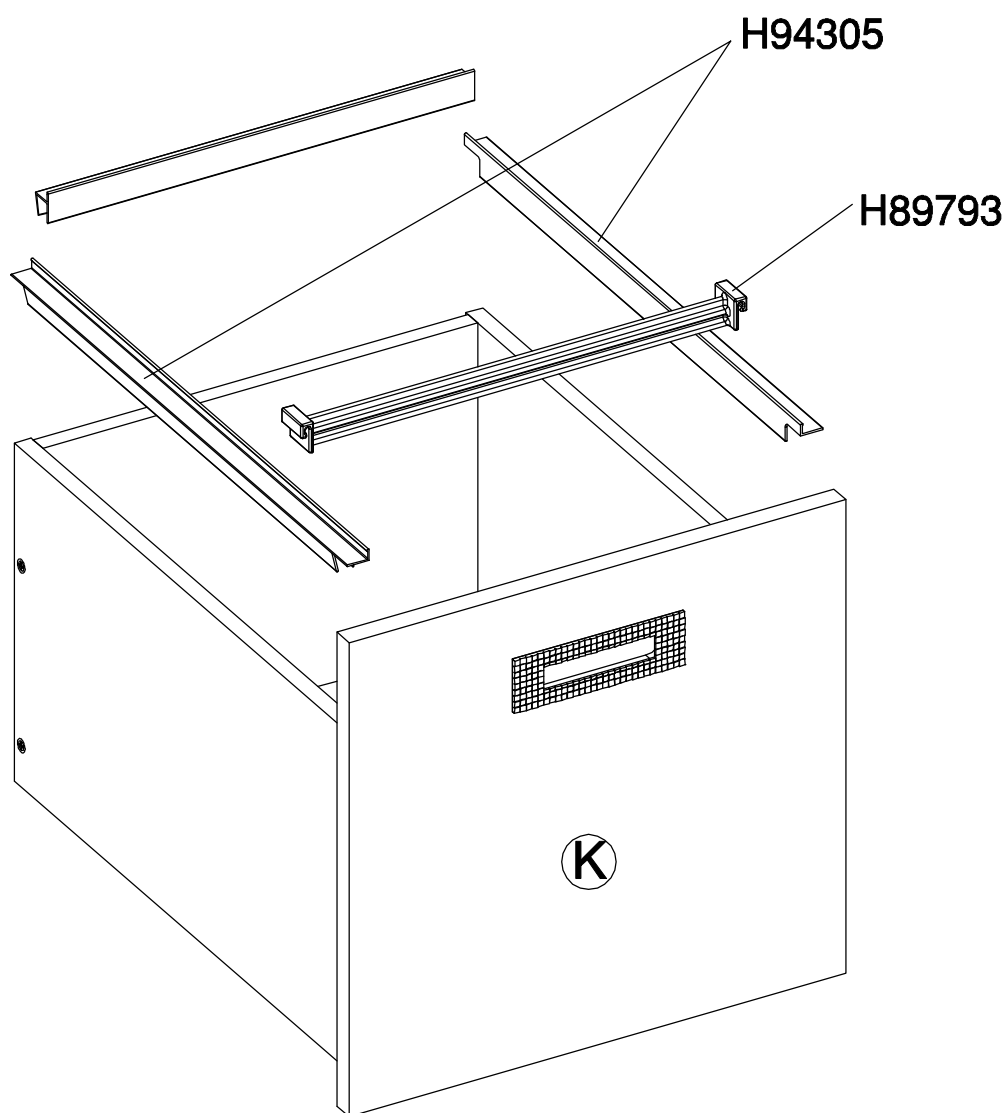


[1]

H94928

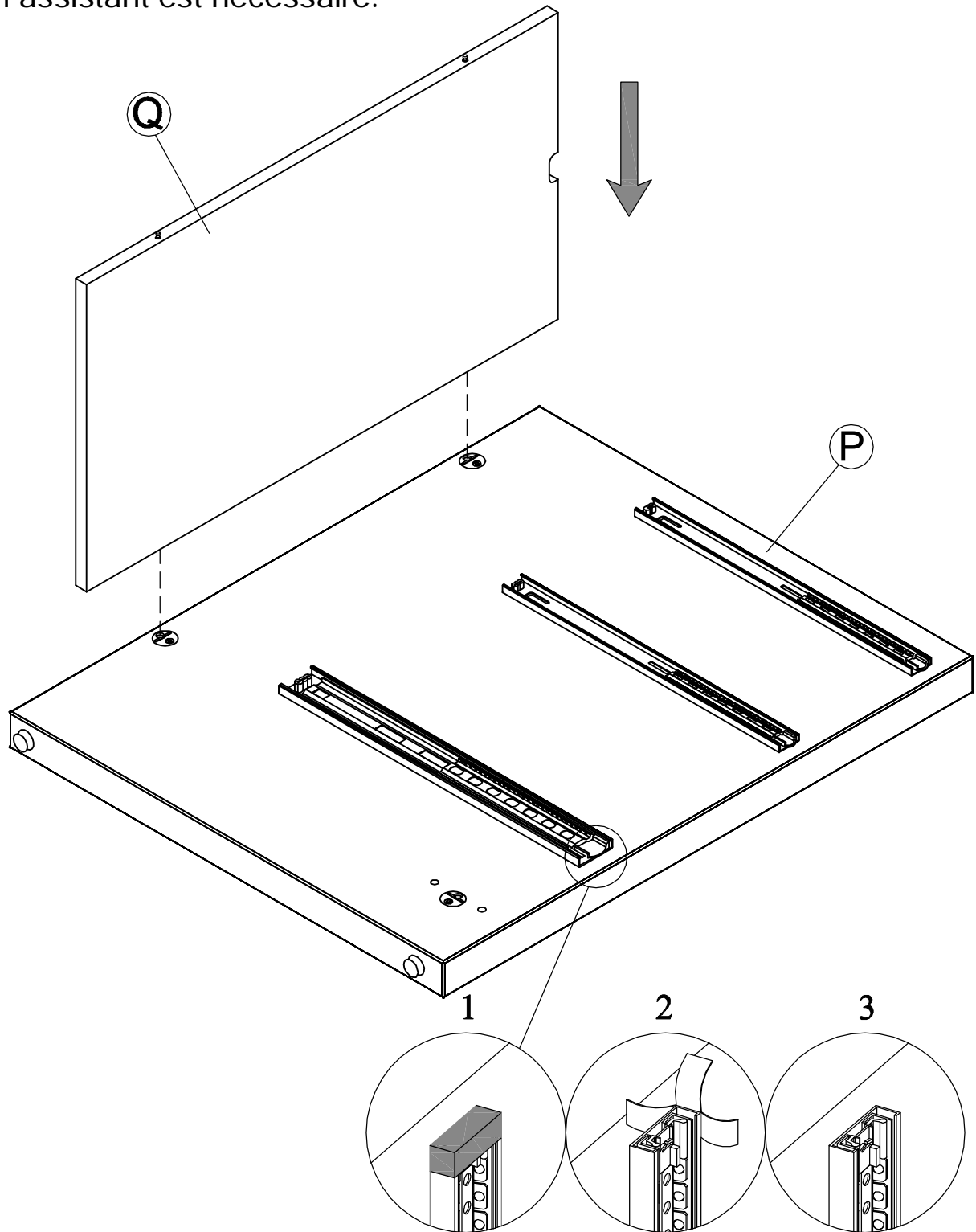


[1]



STEP 8

An assistant is required.
Es necesario un ayudante.
Un assistant est nécessaire.

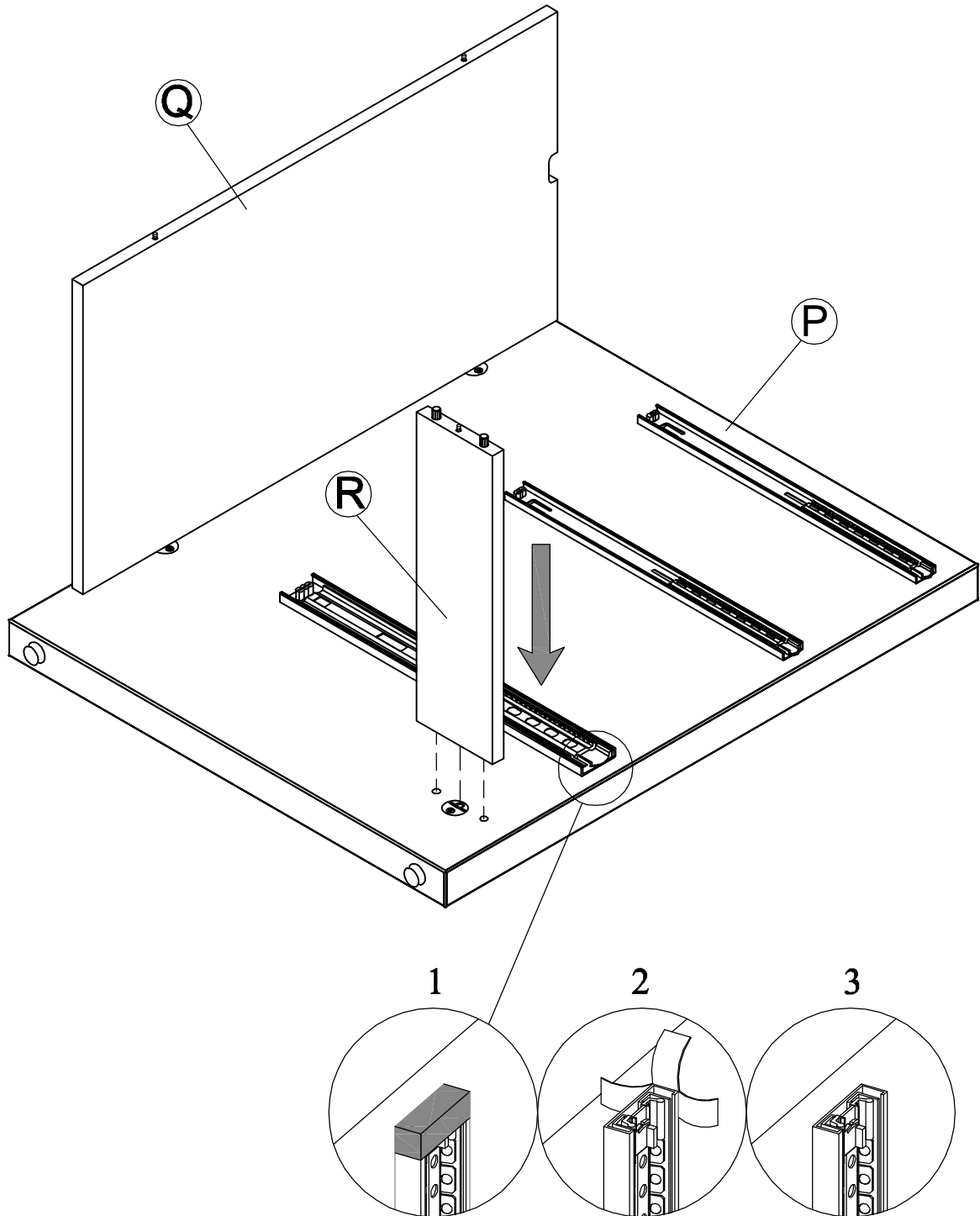



1 - 800 - 950 - 4782

A167929

STEP 9

An assistant is required.
Es necesario un ayudante.
Un assistant est nécessaire.

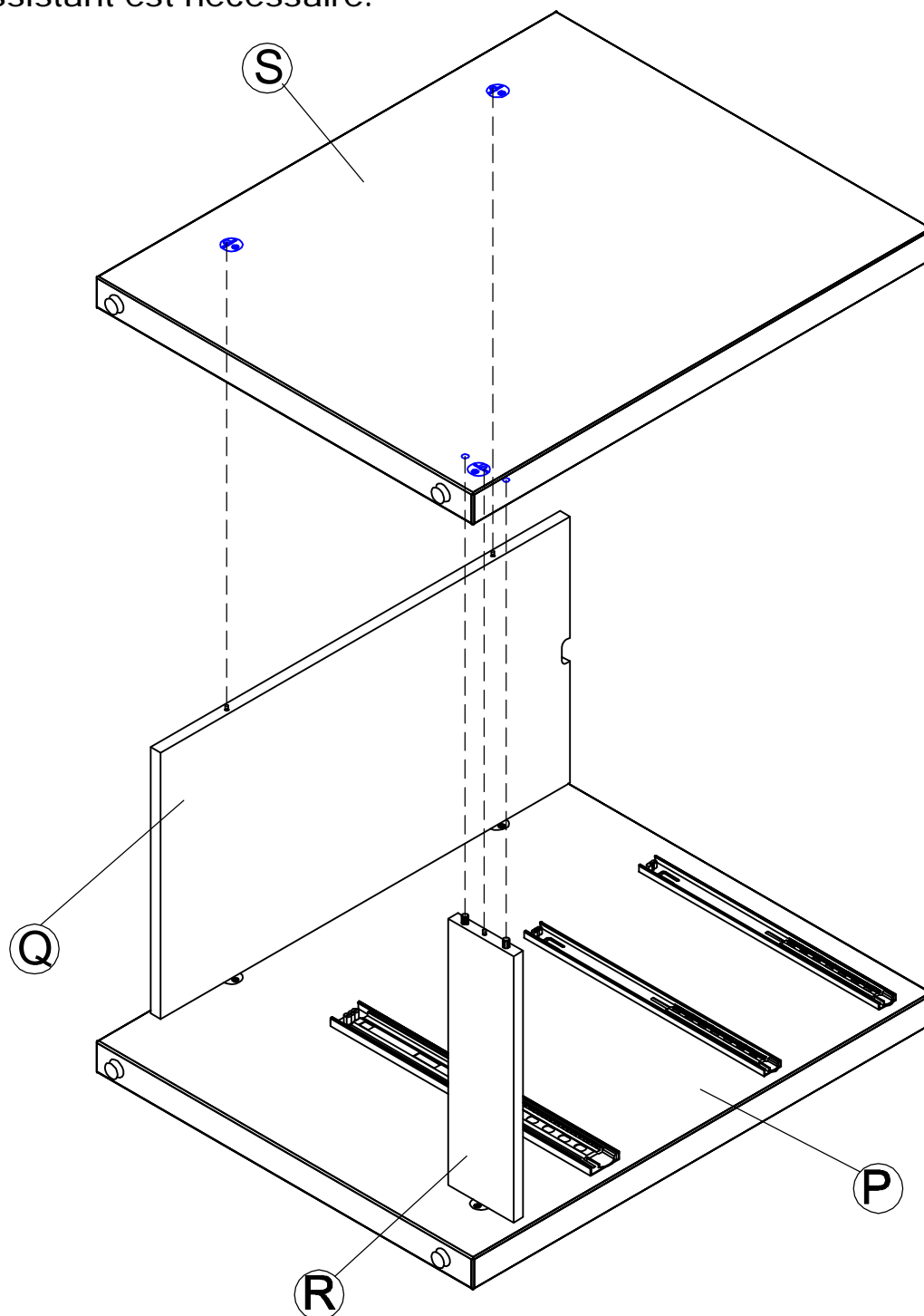


 1 - 800 - 950 - 4782

A167929

STEP 10

An assistant is required.
Es necesario un ayudante.
Un assistant est nécessaire.




1 - 800 - 950 - 4782

A167929

STEP 11

Go to step 12
Proceda al paso 12
Allez à l'étape 12

Optional 1.
Conección 1.
Attachement 1.



Go to step 27
Proceda al paso 27
Allez à l'étape 27

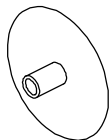
Optional 2.
Conección 2.
Attachement 2.



STEP 12

KI10101

H166345



[2]

KI10201

H166344

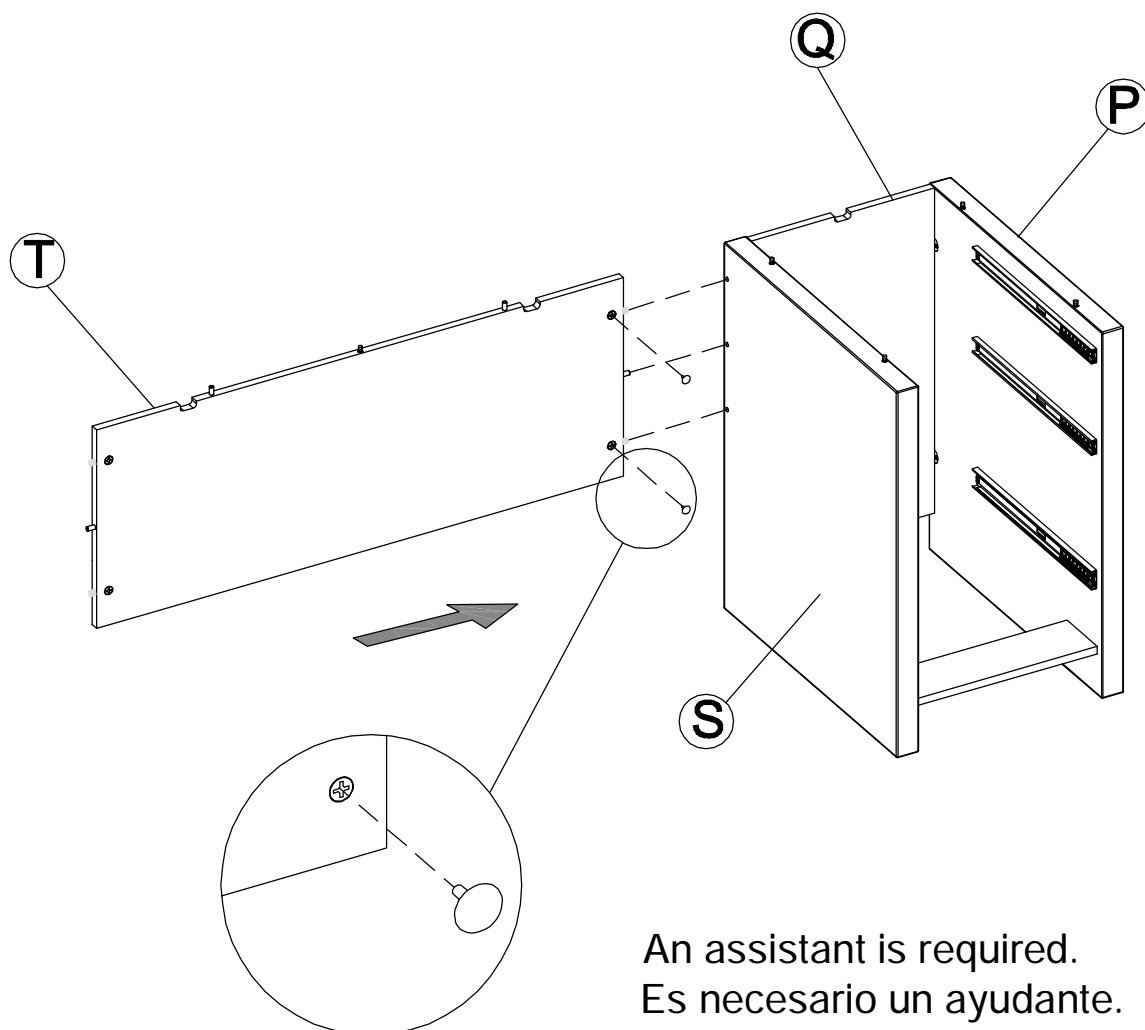


[2]

With assistant carefully flip unit over.

Con un asistente cuidadosamente acueste la unidad.

Avec l'aide d'une autre personne, retourner lentement l'unité sur le rebord frontal.



An assistant is required.
Es necesario un ayudante.
Un assistant est nécessaire.

 1 - 800 - 950 - 4782

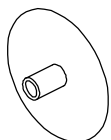
A167929

STEP 13

KI10101

KI10201

H166345



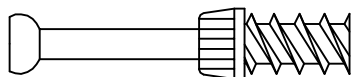
[2]

H166344

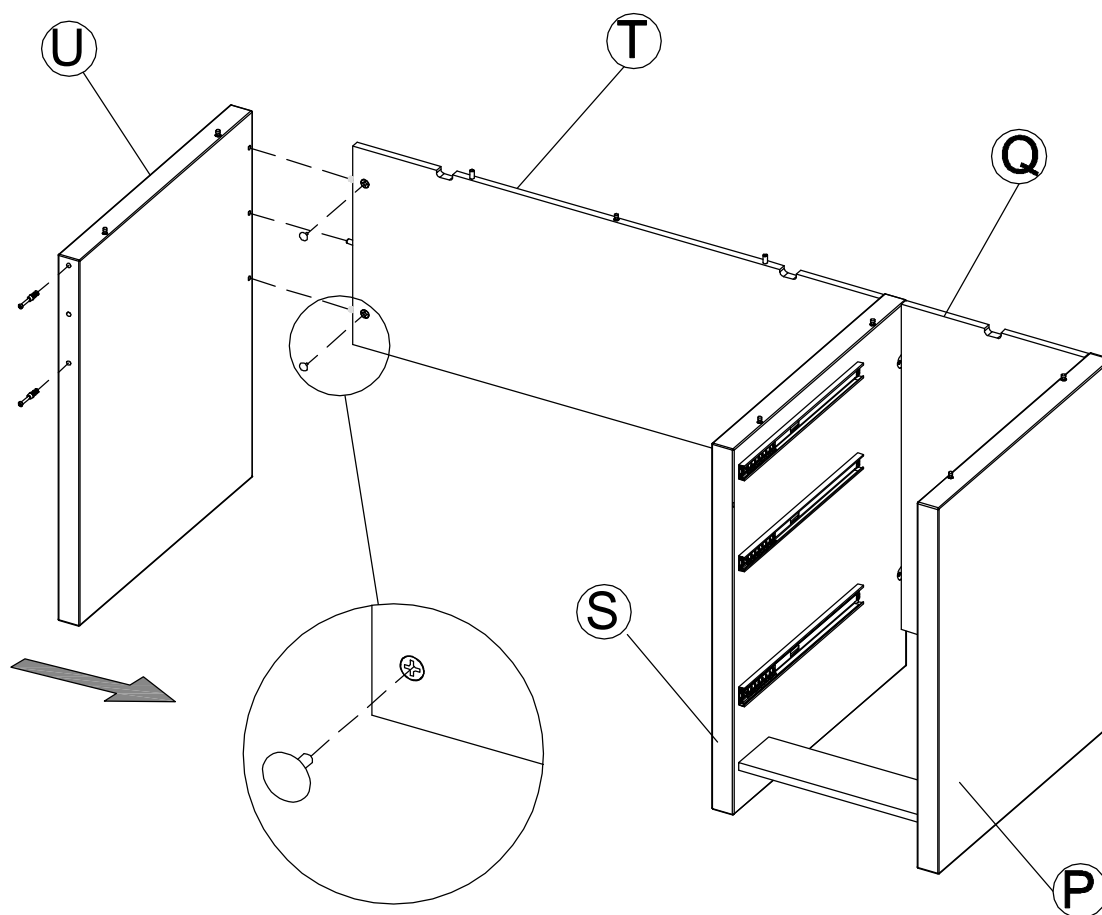


[2]


H159917



[2]



An assistant is required.
Es necesario un ayudante.
Un assistant est nécessaire.

 1 - 800 - 950 - 4782

A167929

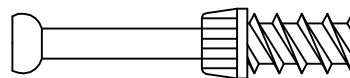
STEP 14

H161521

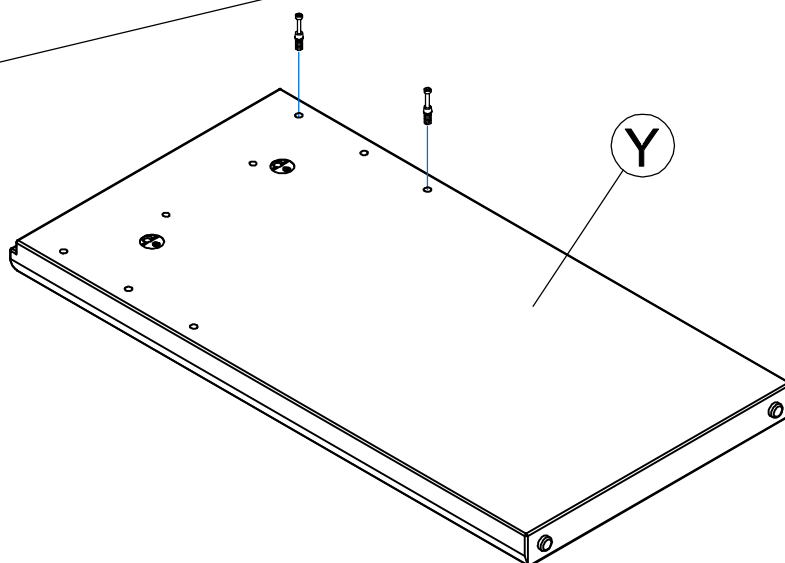
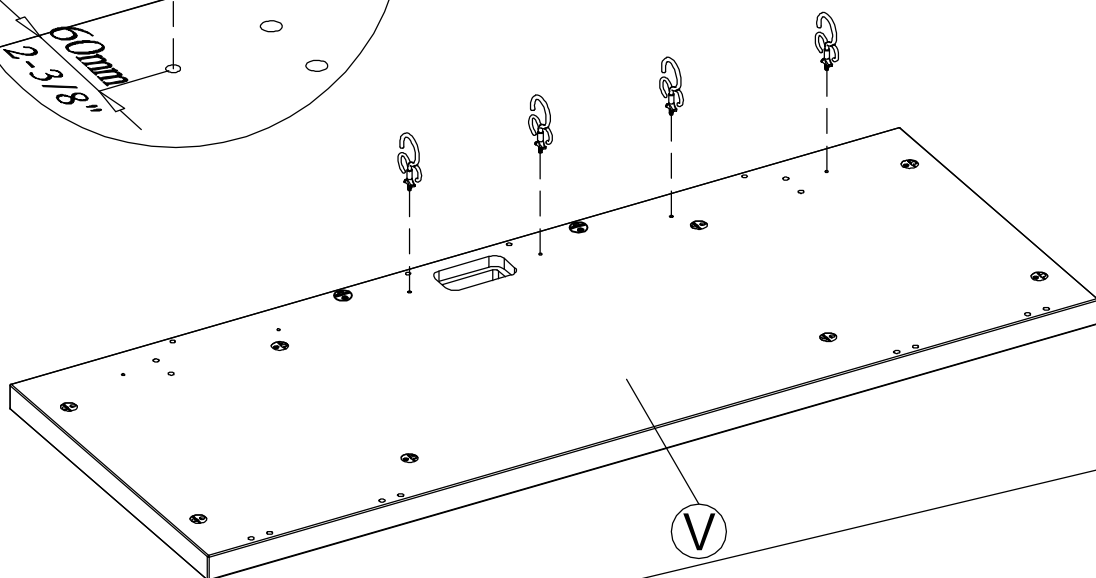
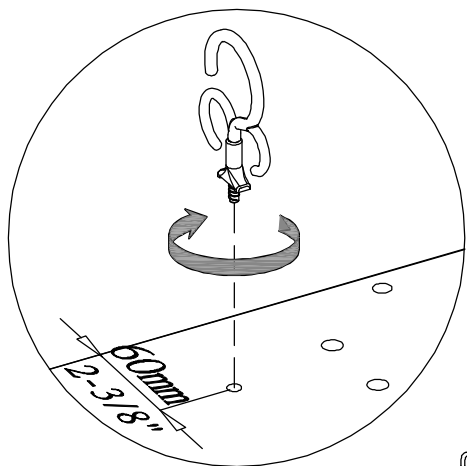



[4]

H159917



[2]



 1 - 800 - 950 - 4782

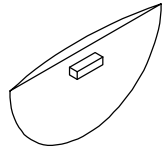
A167929

STEP 15

KI10101

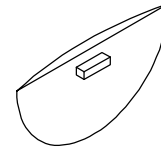
KI10201

H167917

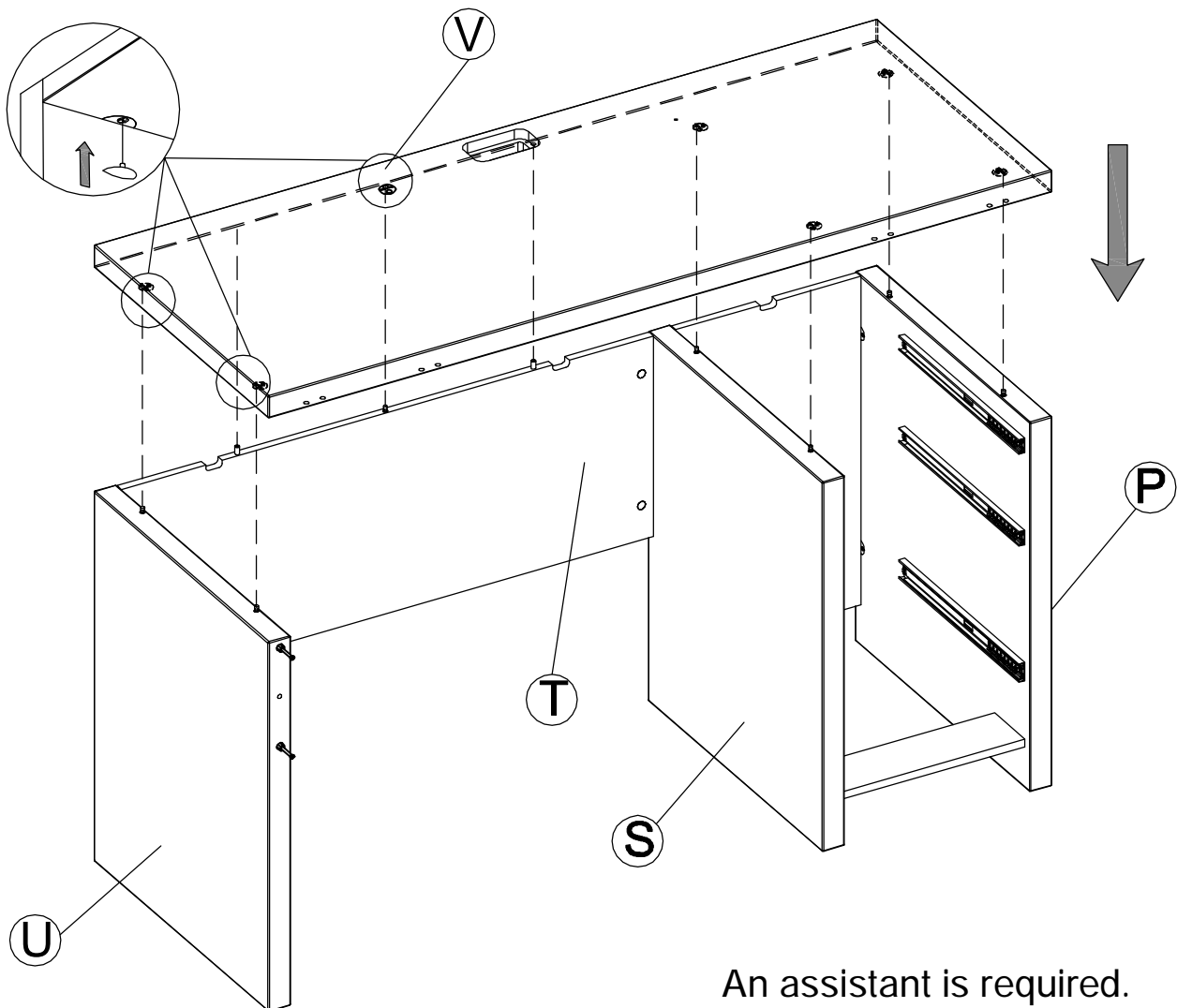


[3]

H167918



[3]



An assistant is required.
Es necesario un ayudante.
Un assistant est nécessaire.

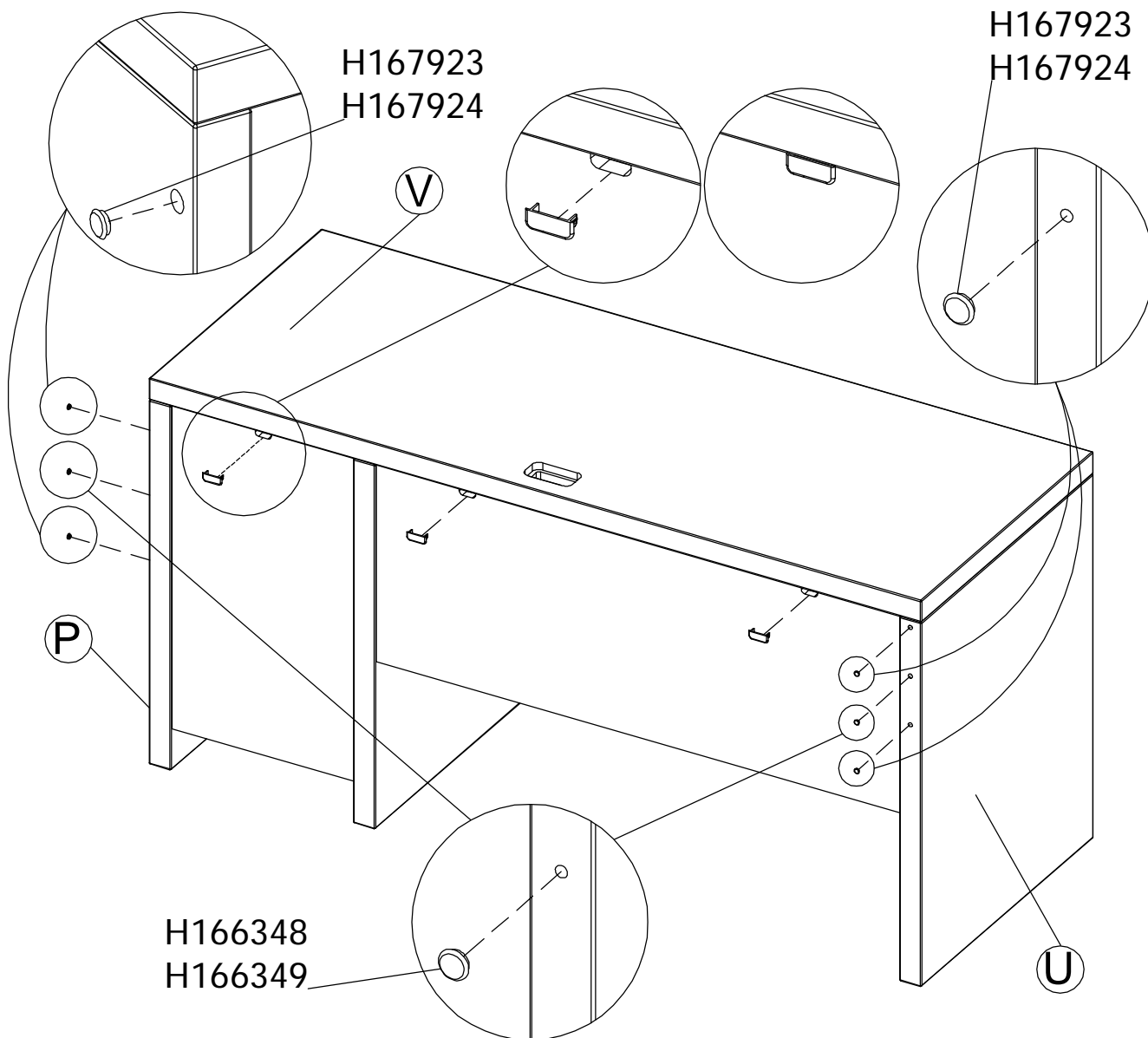
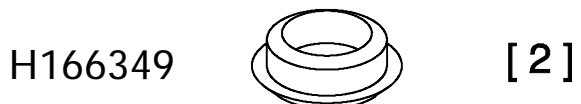
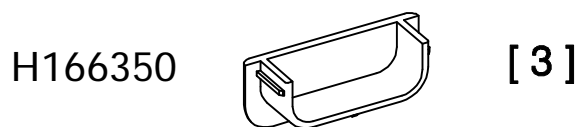
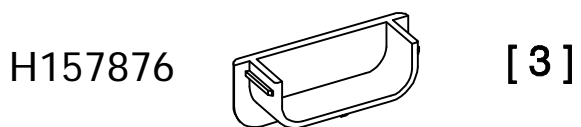
 1 - 800 - 950 - 4782


A167929

STEP 16

KI10101

KI10201



 1 - 800 - 950 - 4782

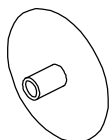
A167929

STEP 17

KI10101

KI10201

H166345

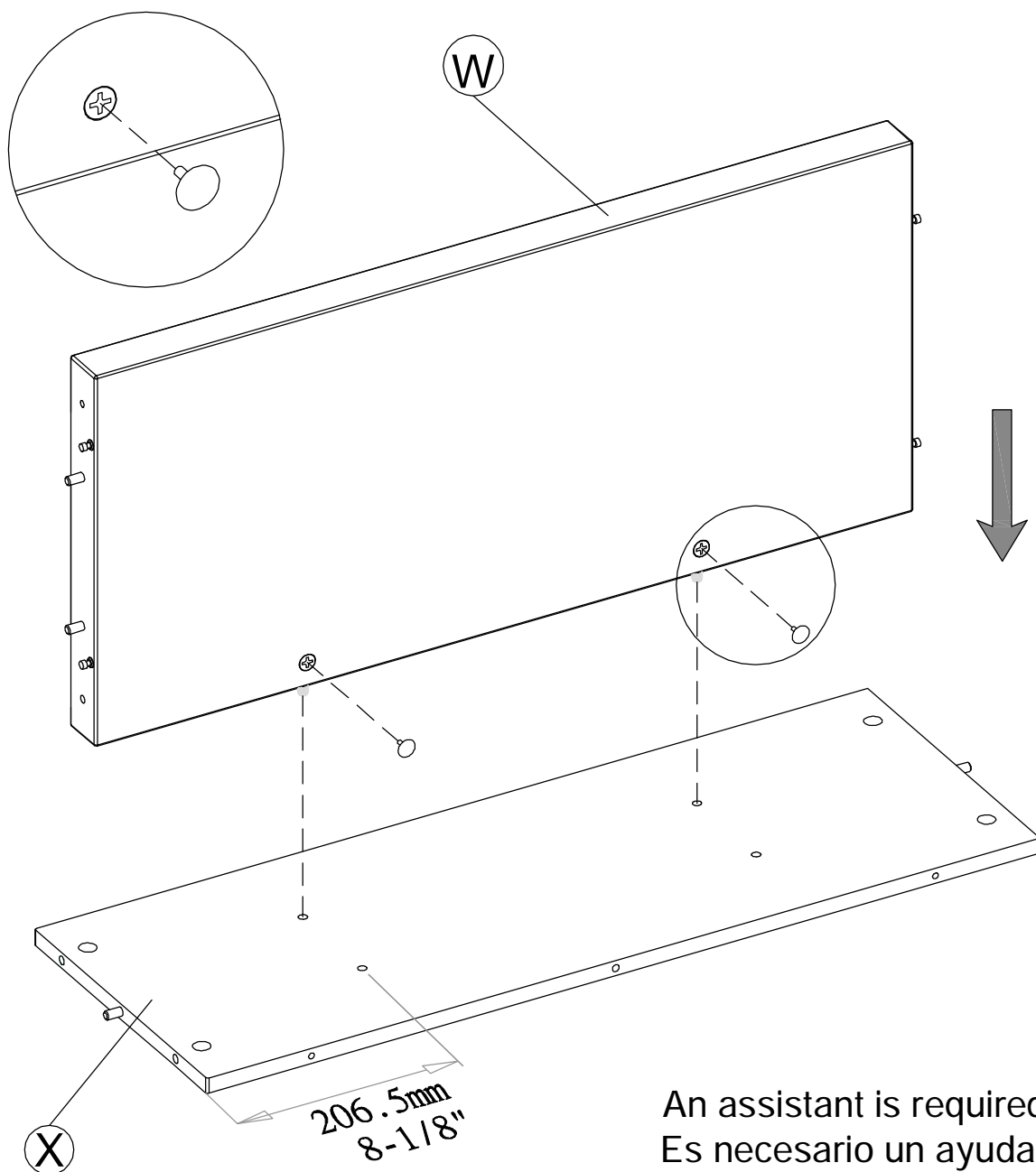


[2]

H166344



[2]



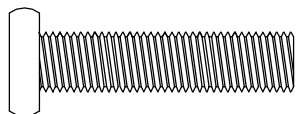
An assistant is required.
Es necesario un ayudante.
Un assistant est nécessaire.

1 - 800 - 950 - 4782

A167929

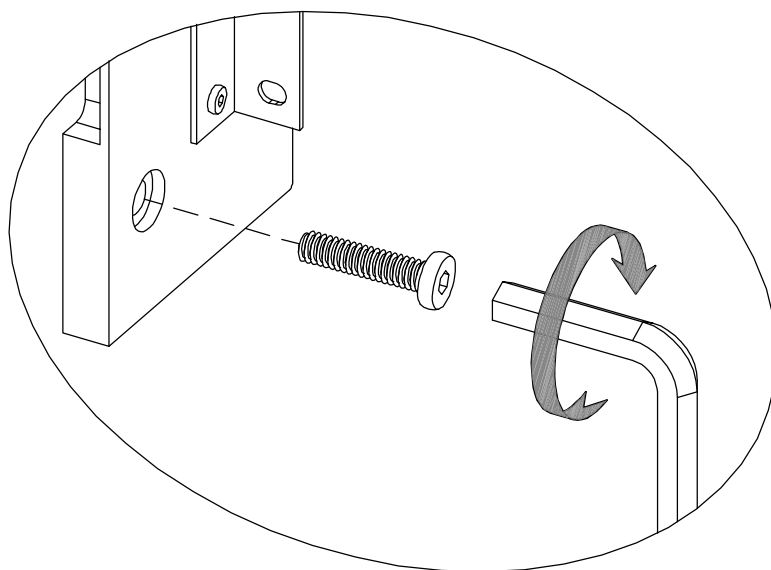
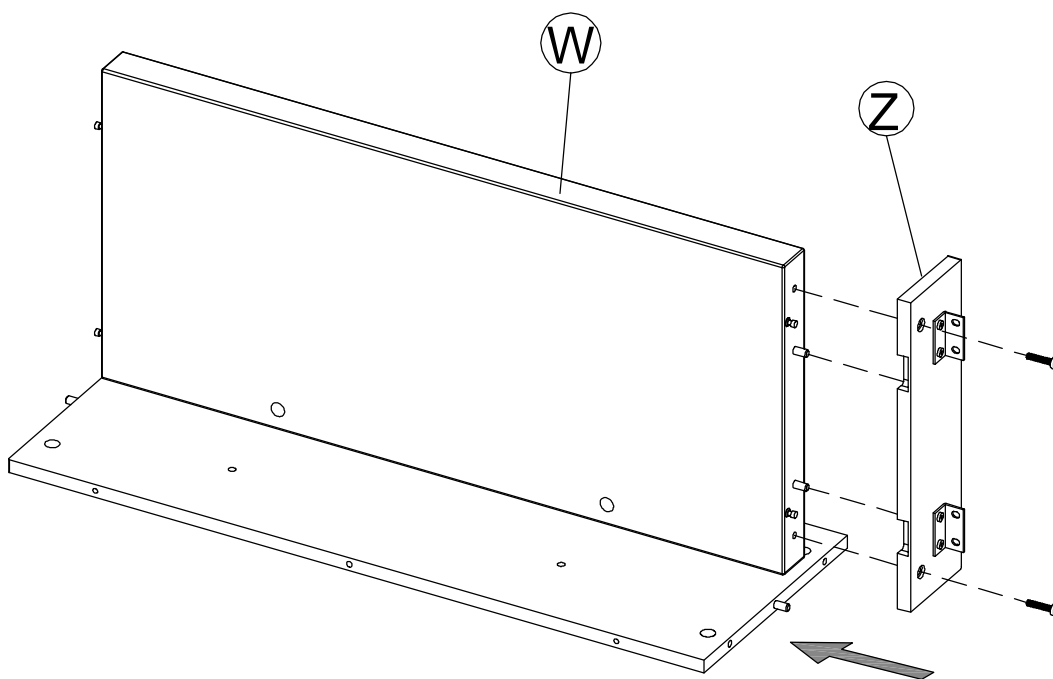
STEP 18

H166658



[2]

H26328



 1 - 800 - 950 - 4782

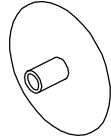
A167929

STEP 19

KI10101

KI10201

H166345



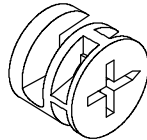
[2]

H166344

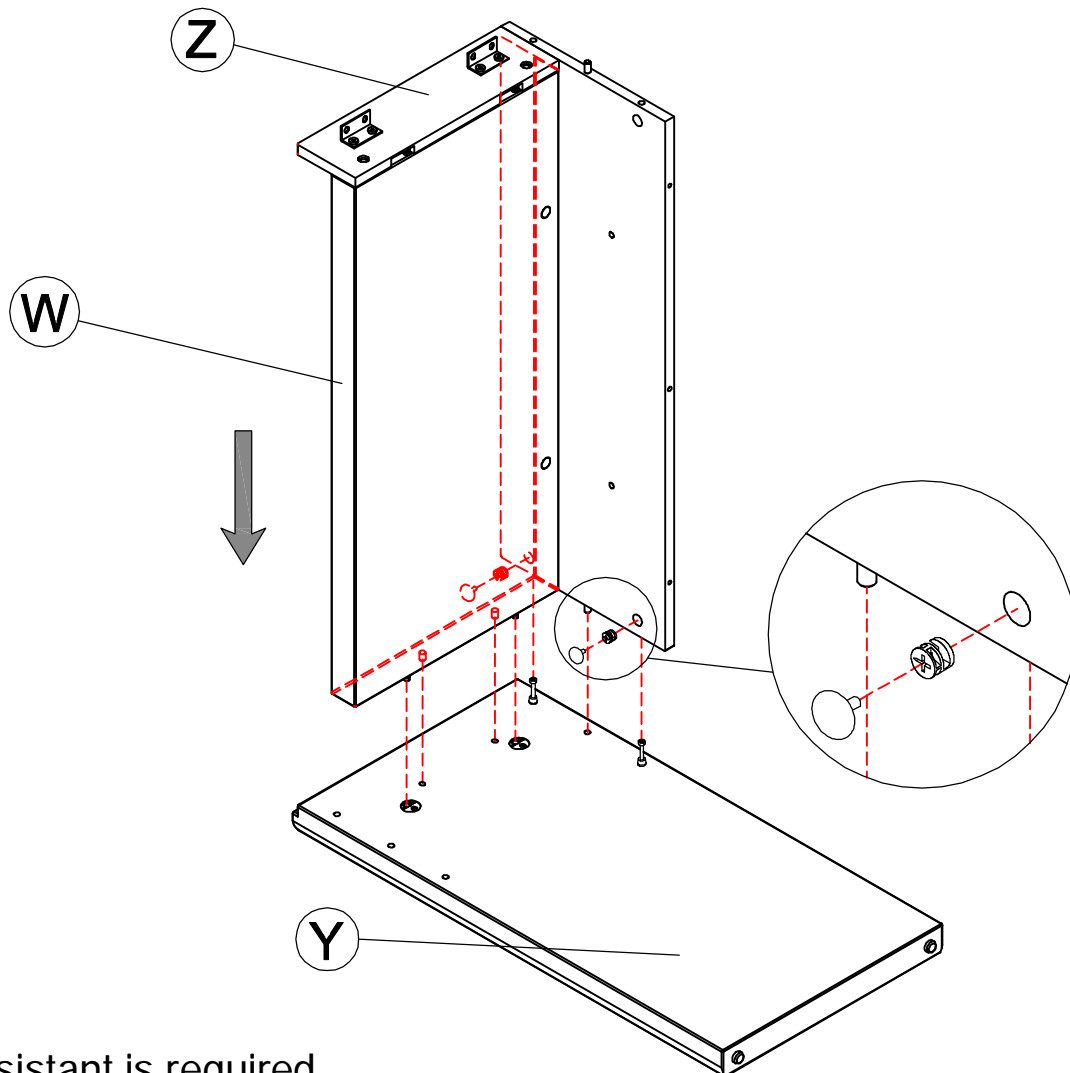


[2]

H159916



[2]



An assistant is required.
Es necesario un ayudante.
Un assistant est nécessaire.

 1 - 800 - 950 - 4782

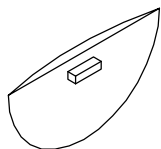
A167929

STEP 20

KI10101

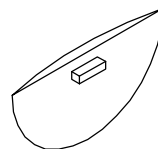
KI10201

H167917



[2]

H167918



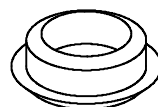
[2]

H166349



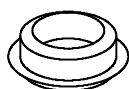
[3]

H166348



[3]

H167923

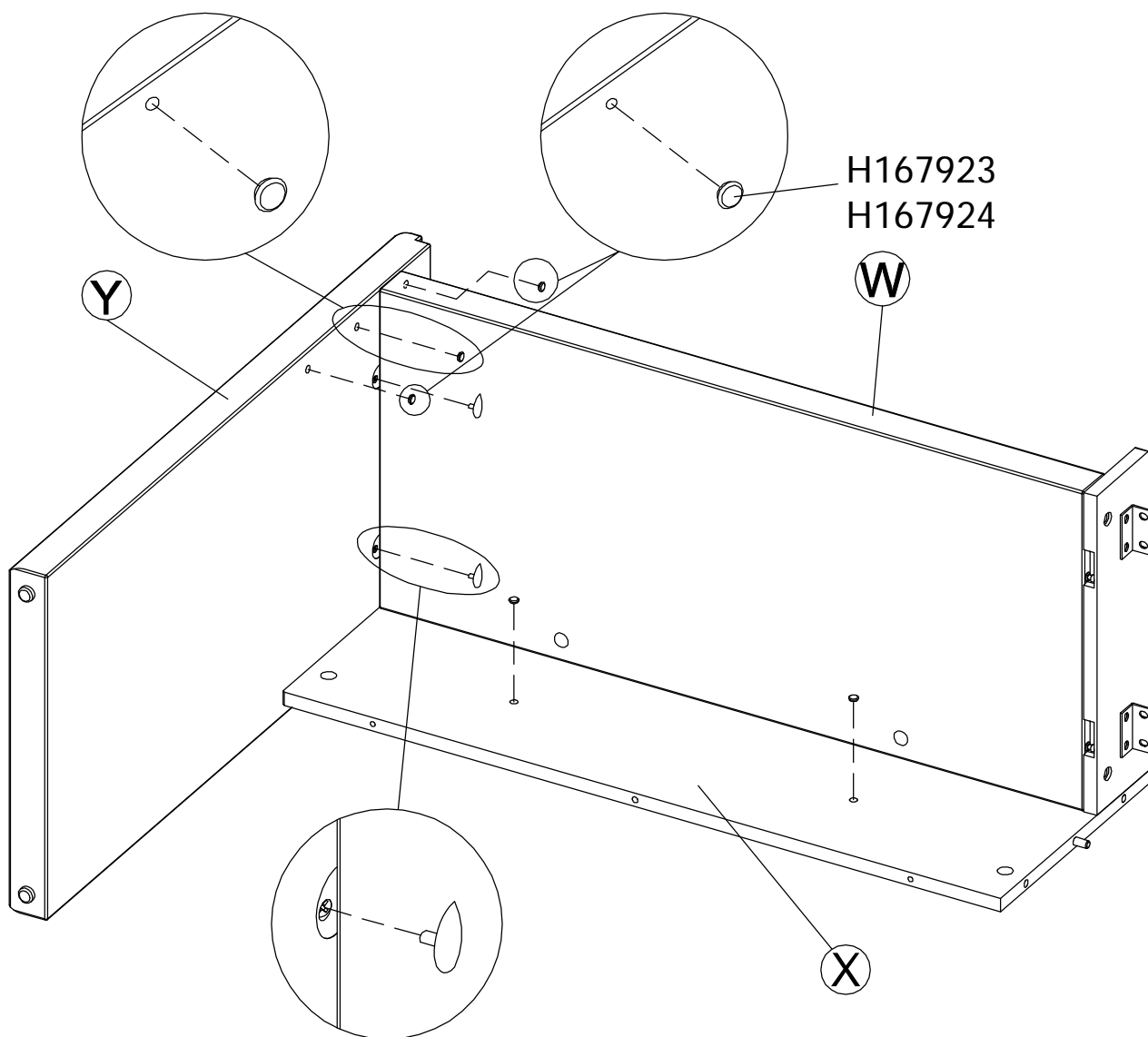



[2]

H167924



[2]

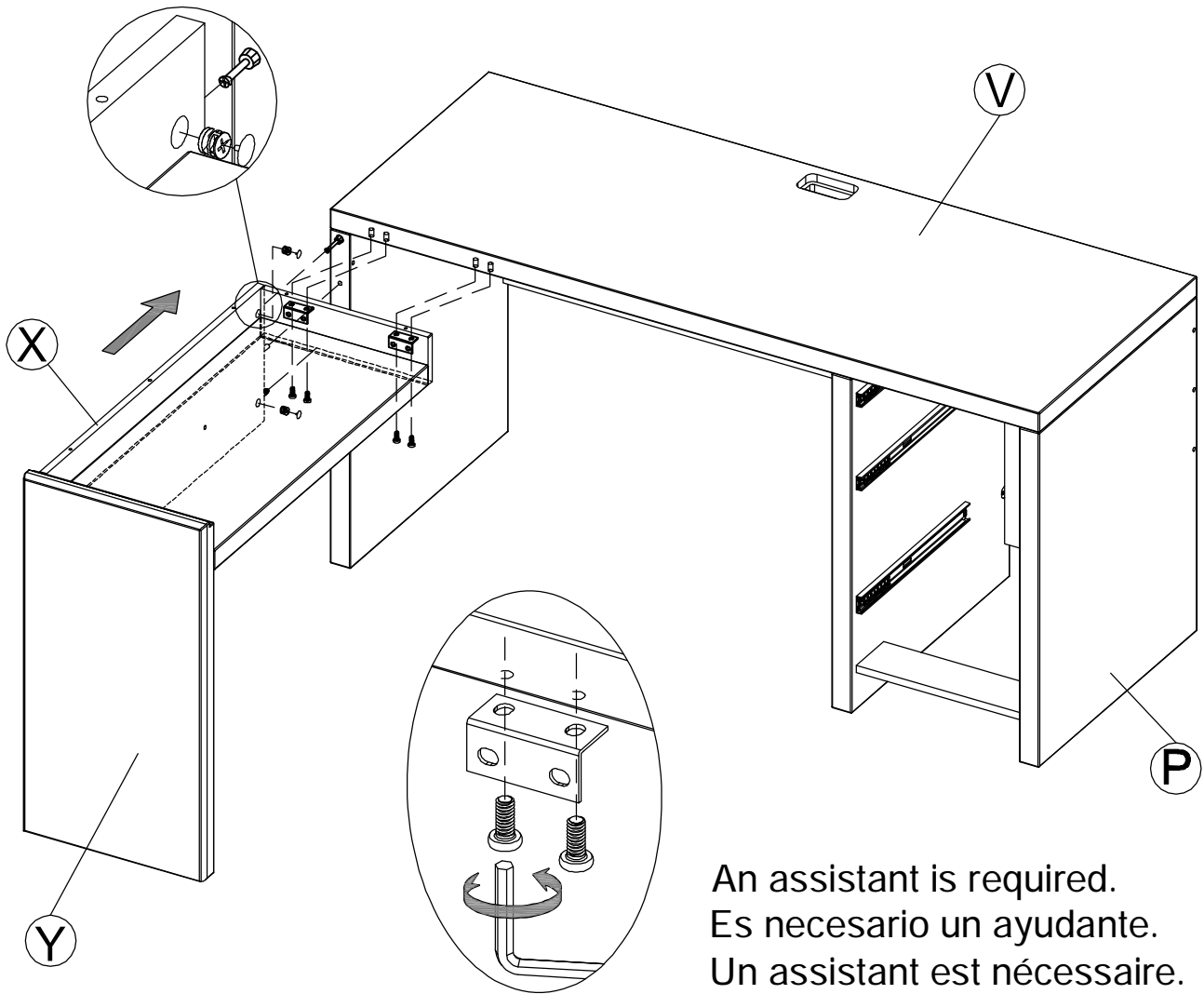


 1 - 800 - 950 - 4782

A167929

STEP 21

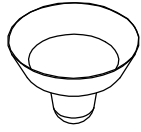
- | | | | | | |
|---------|---|-------|---------|---|-------|
| H153333 |  | [4] | H26328 |  | [1] |
| | KI10101 | | | KI10201 | |
| H166345 |  | [2] | H166344 |  | [2] |
| H159916 |  | [2] | | | |



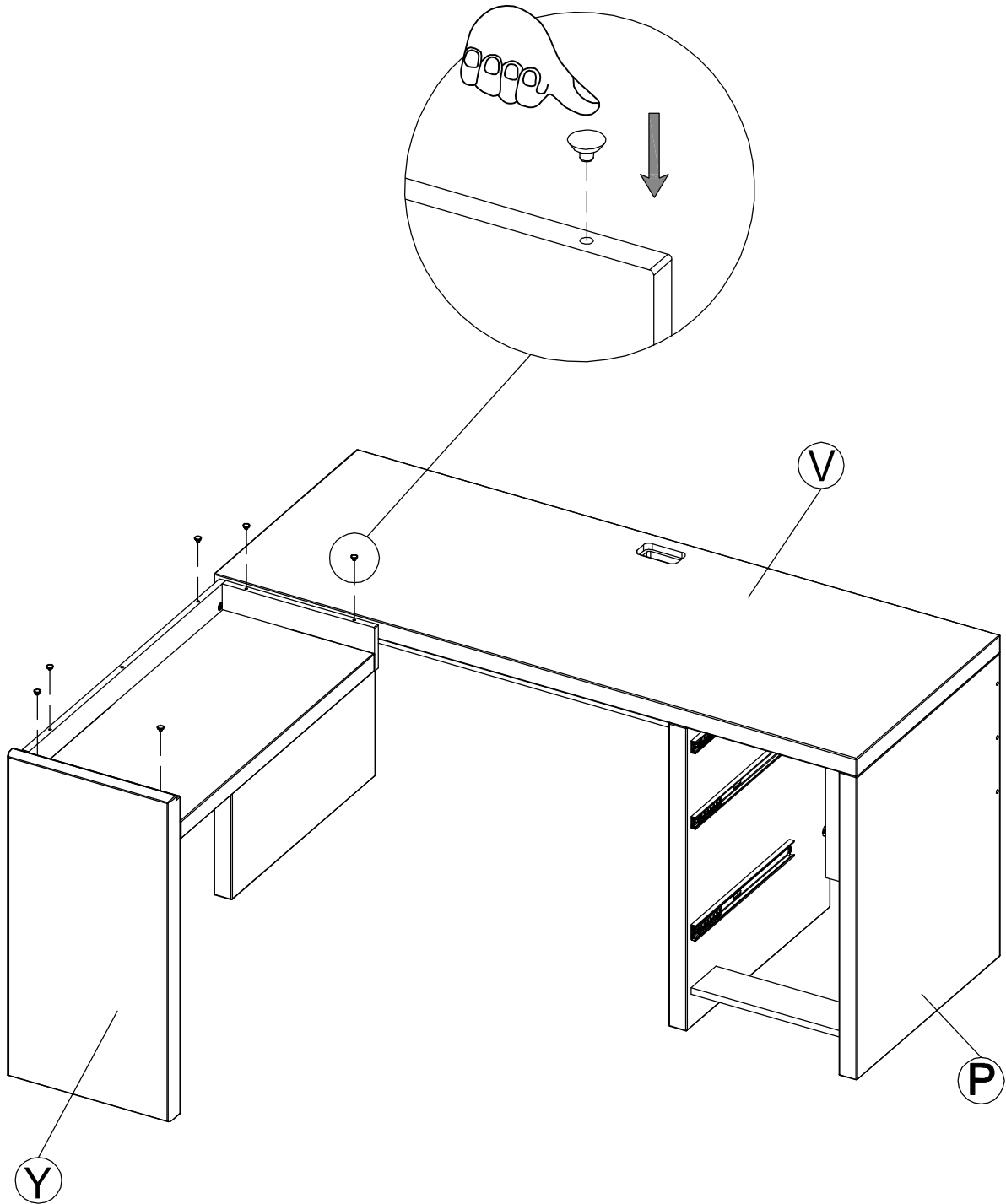
An assistant is required.
 Es necesario un ayudante.
 Un assistant est nécessaire.


STEP 22

H166448



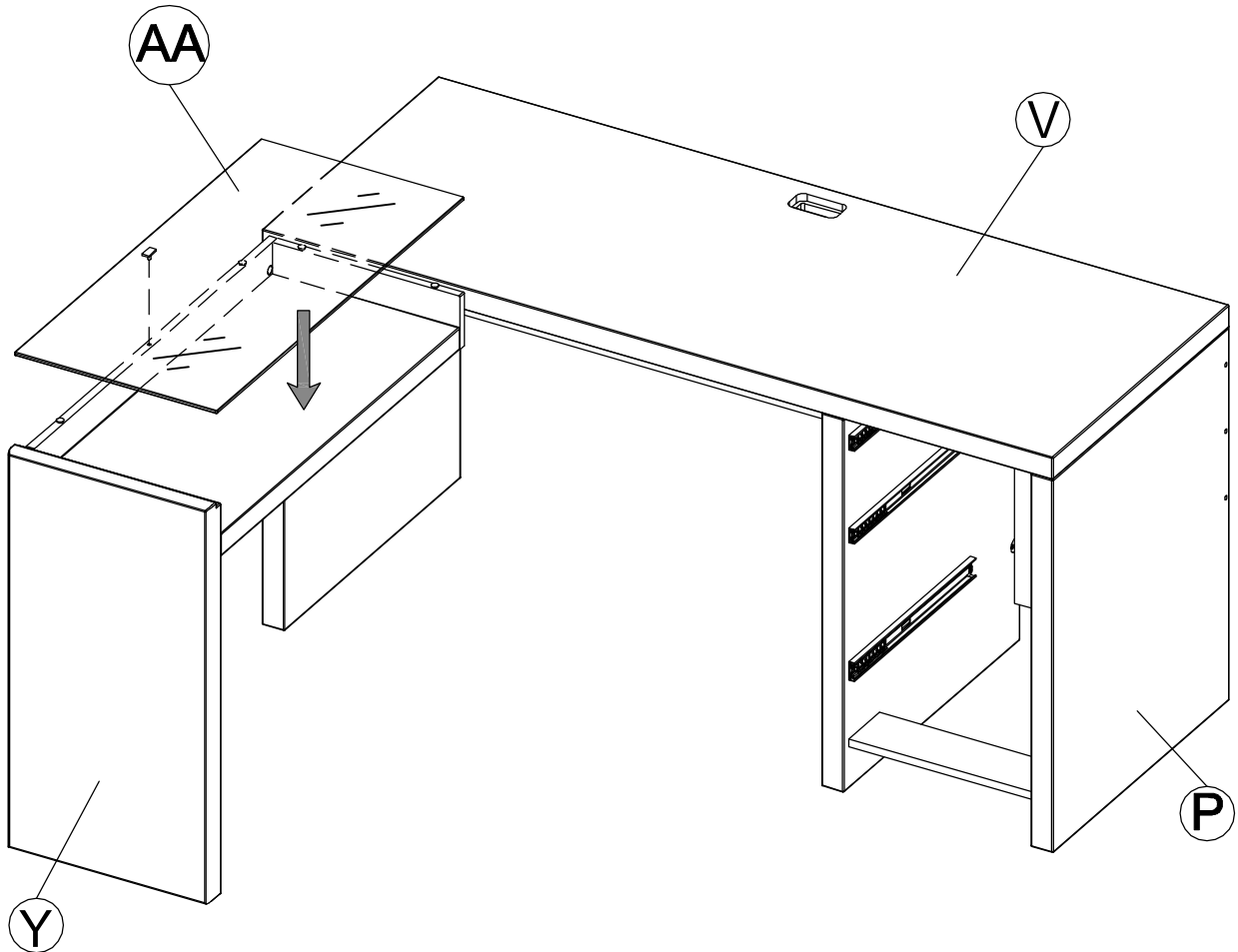
[6]



 1 - 800 - 950 - 4782

A167929

STEP 23



CAUTION



Risk of breaking glass. Handle glass carefully during assembly. Use eye and hand protection. Improper handling can result in cuts or lacerations.

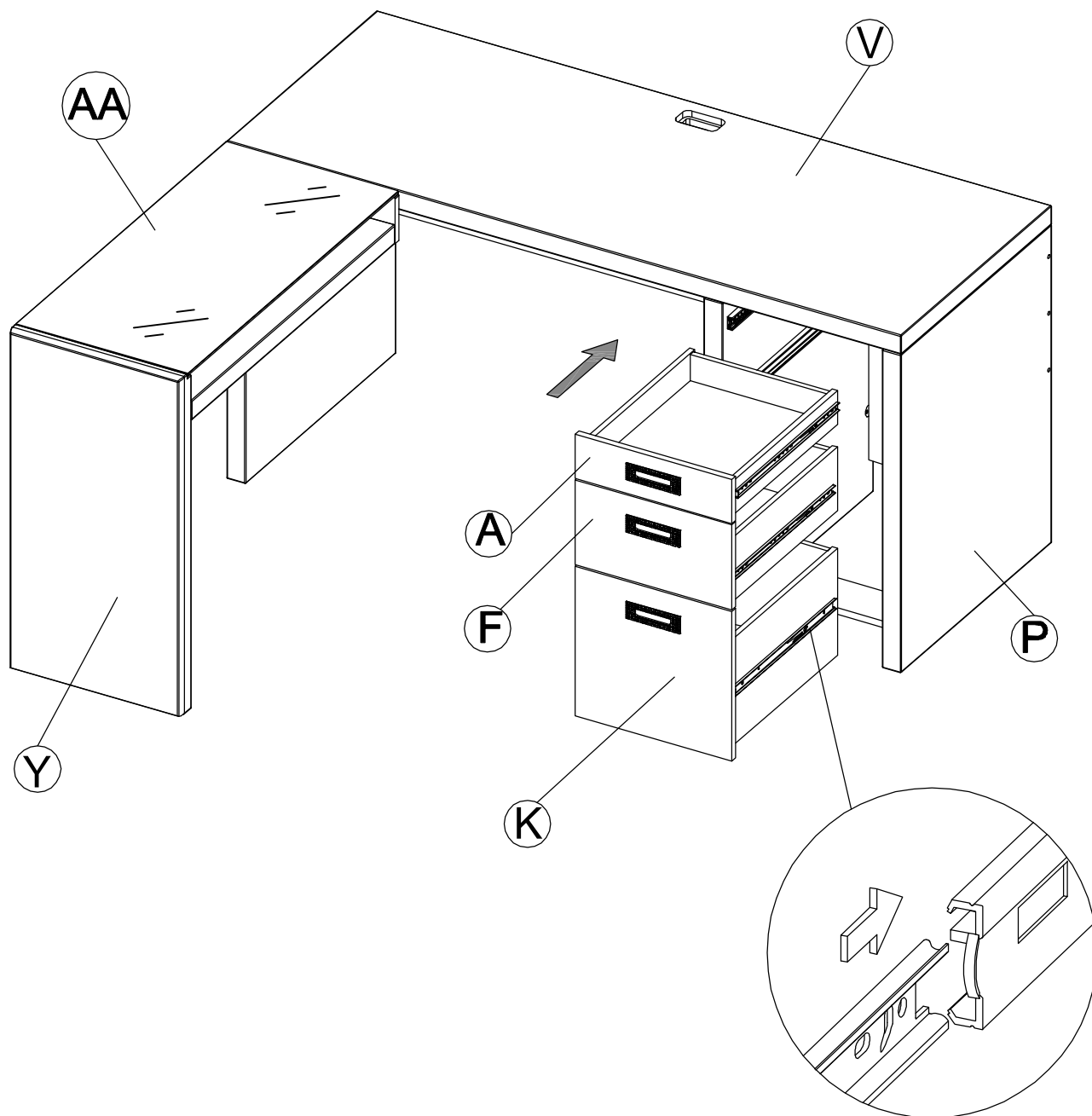
Riesgo de romper el vidrio. Maneje el vidrio con cuidado al ensamblar esta unidad. Use protección para sus ojos y sus manos. El manejo inapropiado del vidrio puede causarle cortaduras o laceraciones.

Risque de bris de verre. Faites attention lors de la manipulation du verre pendant l'assemblage. Utilisez des protections pour les yeux et les mains. Une mauvaise manipulation peut provoquer des coupures ou des lacerations.

 1 - 800 - 950 - 4782

A167929

STEP 24

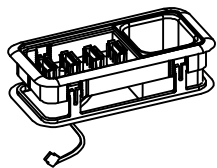


1 - 800 - 950 - 4782


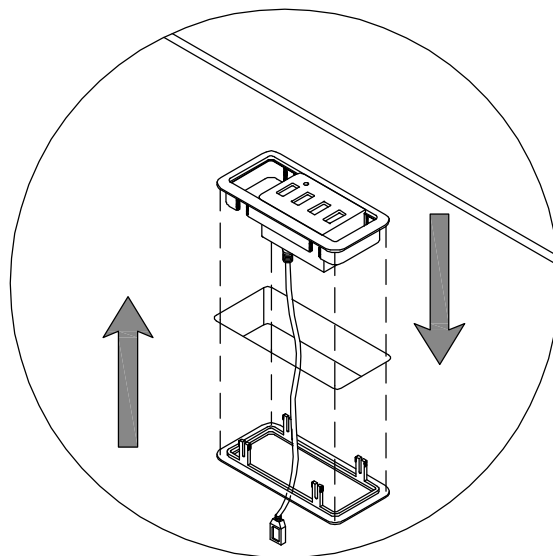
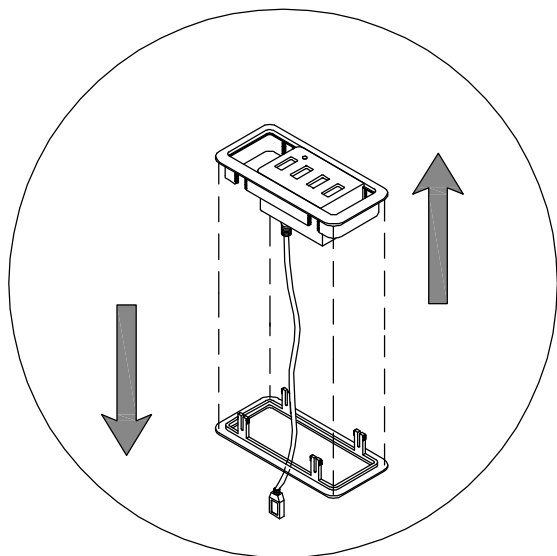
A167929


STEP 25

H157520



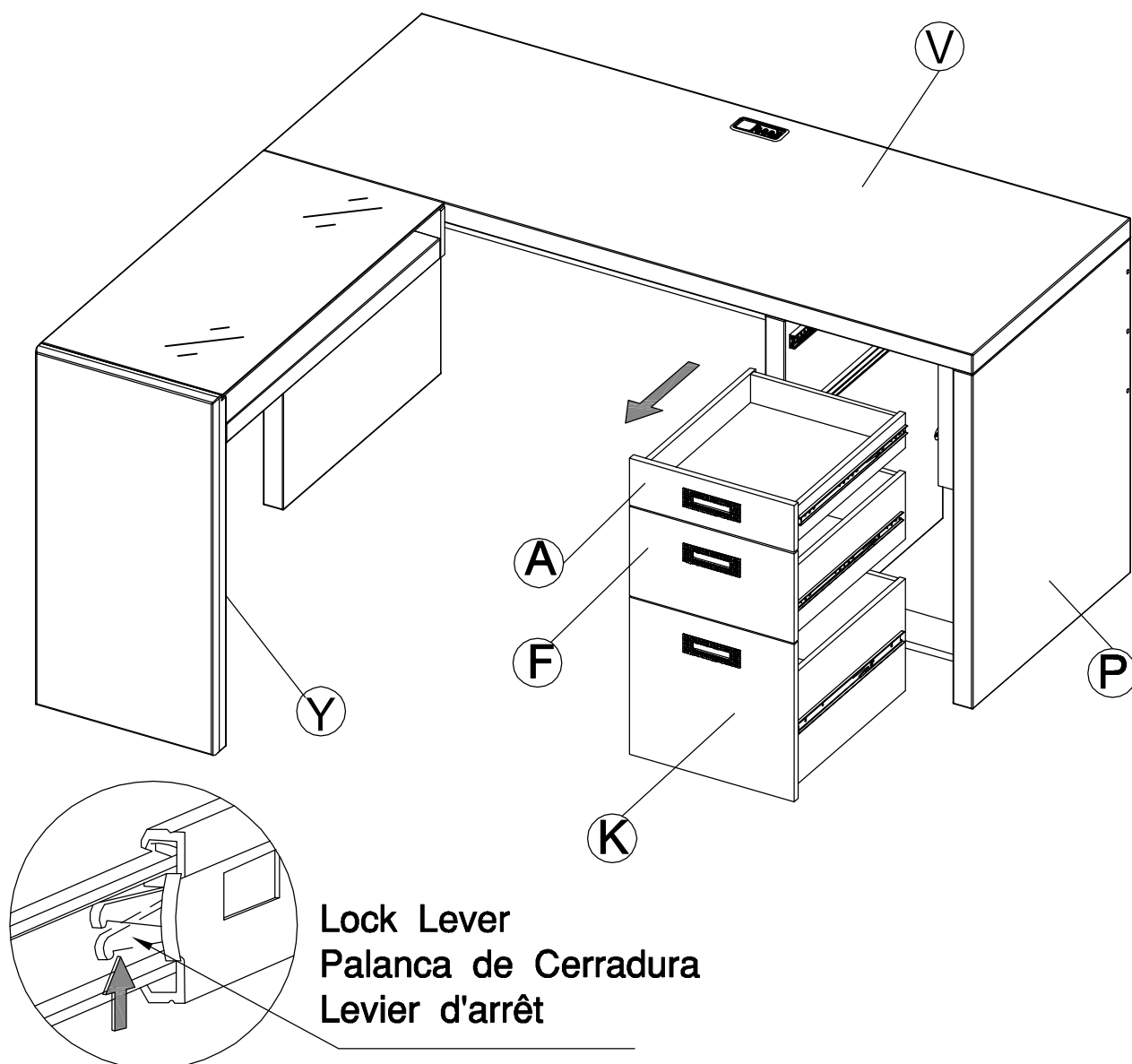
[1]



 1 - 800 - 950 - 4782

A167929

STEP 26



Drawer Removal (if required)
Quitado de Gaveta (si es necesario)
Retrait du tiroir (si nécessaire)

Go to step 42
Proceda al paso 42
Allez à l'étape 42

Move lock lever on the drawer runner as shown and separate drawer runner from drawer slide

Mueva Palanca de la Cerradura en la corredera como se muestra y separe la corredera del deslizable.

Relever le Levier d'arrêt sur la coulisse pour tirer et sêparezle couliseau de la coulisse tel que montré.

1 - 800 - 950 - 4782

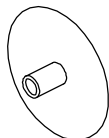
A167929

STEP 27

KI10101

KI10201

H166345

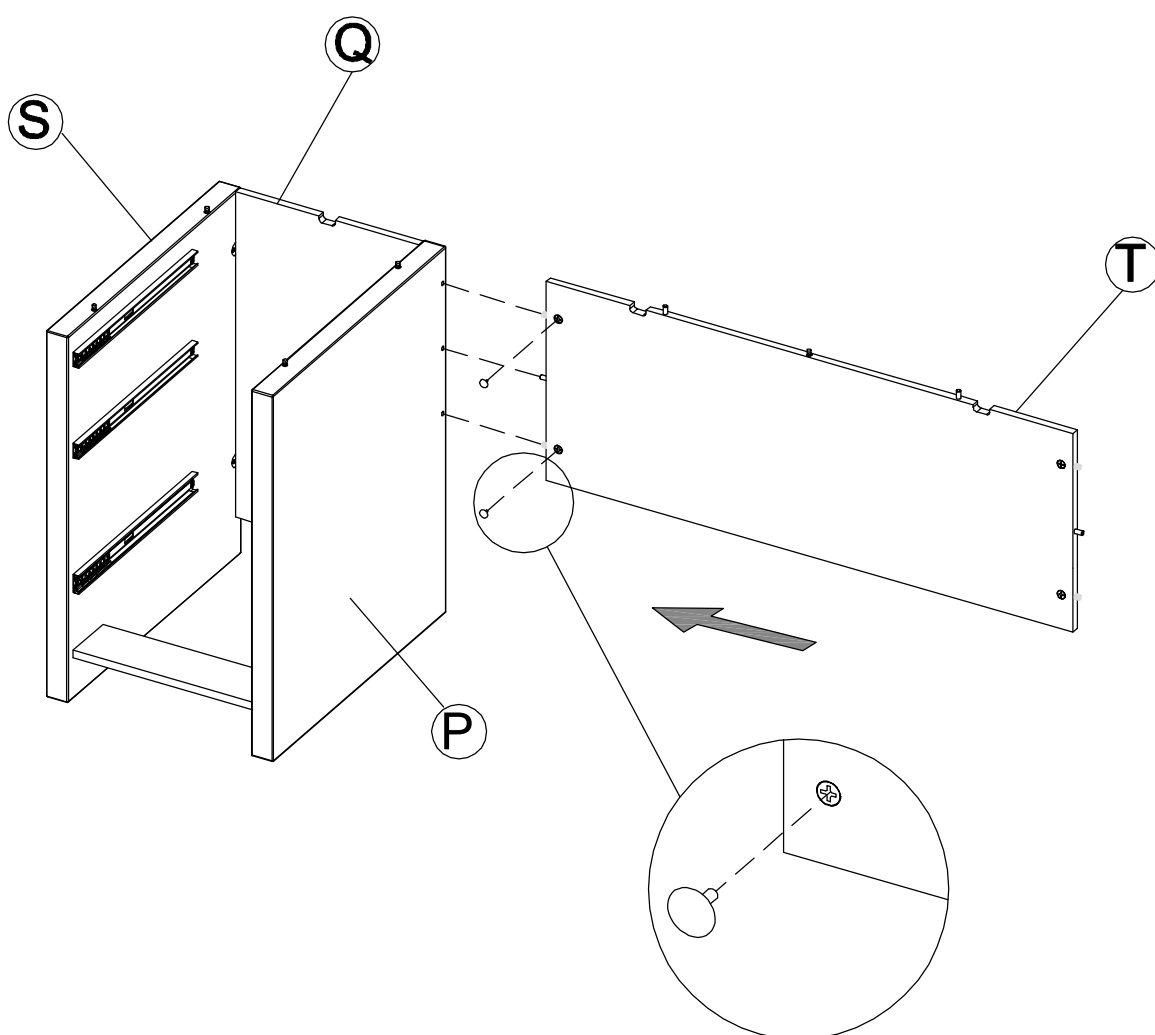


[2]


H166344



[2]



An assistant is required.
Es necesario un ayudante.
Un assistant est nécessaire.

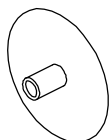
 1 - 800 - 950 - 4782

A167929

STEP 28

KI10101

H166345



[2]

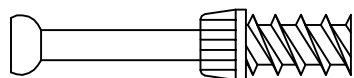
KI10201

H166344

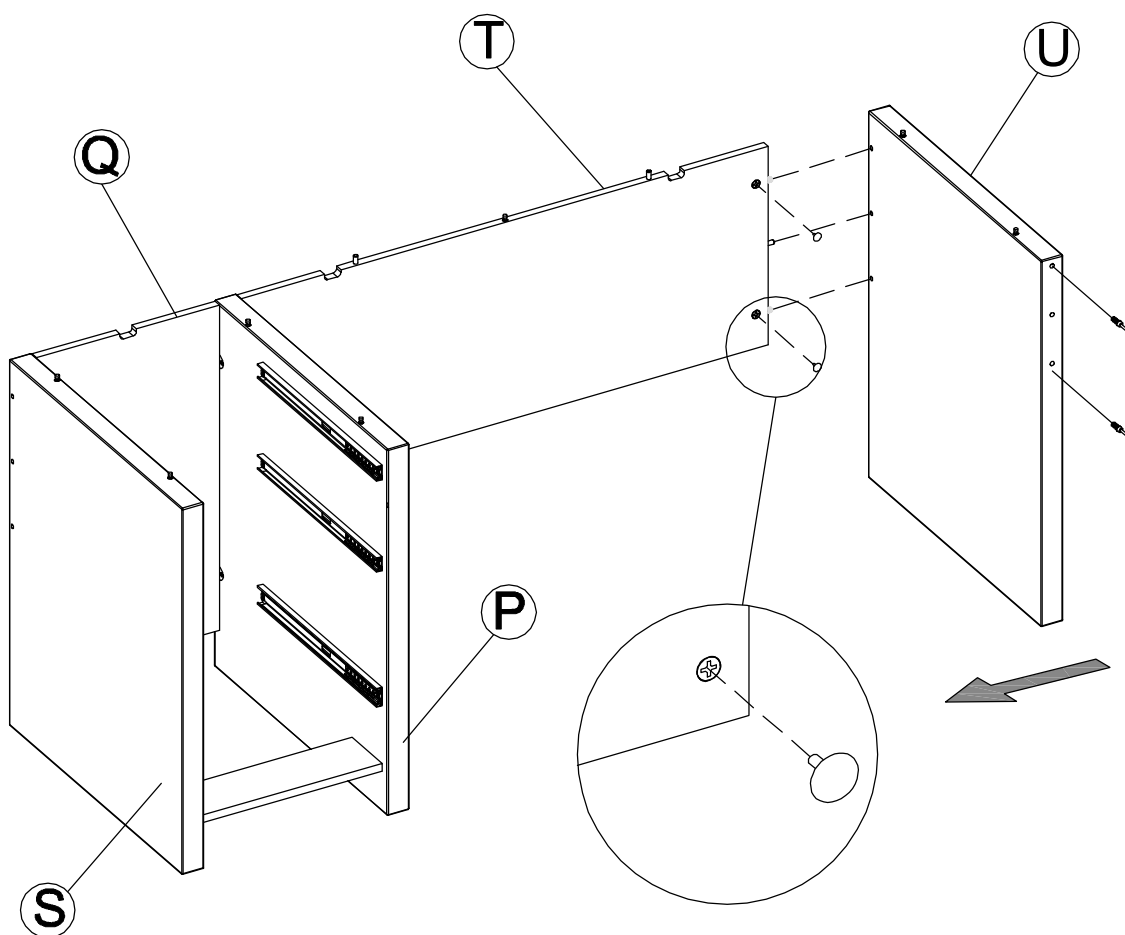


[2]


H159917



[2]



An assistant is required.
Es necesario un ayudante.
Un assistant est nécessaire.

 1 - 800 - 950 - 4782

A167929

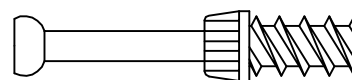
STEP 29

H161521

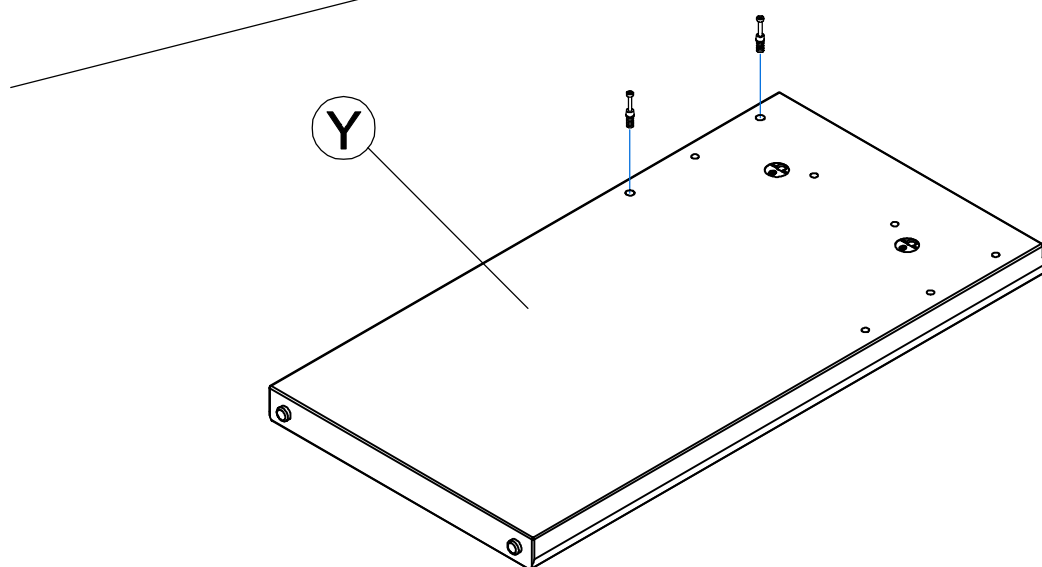
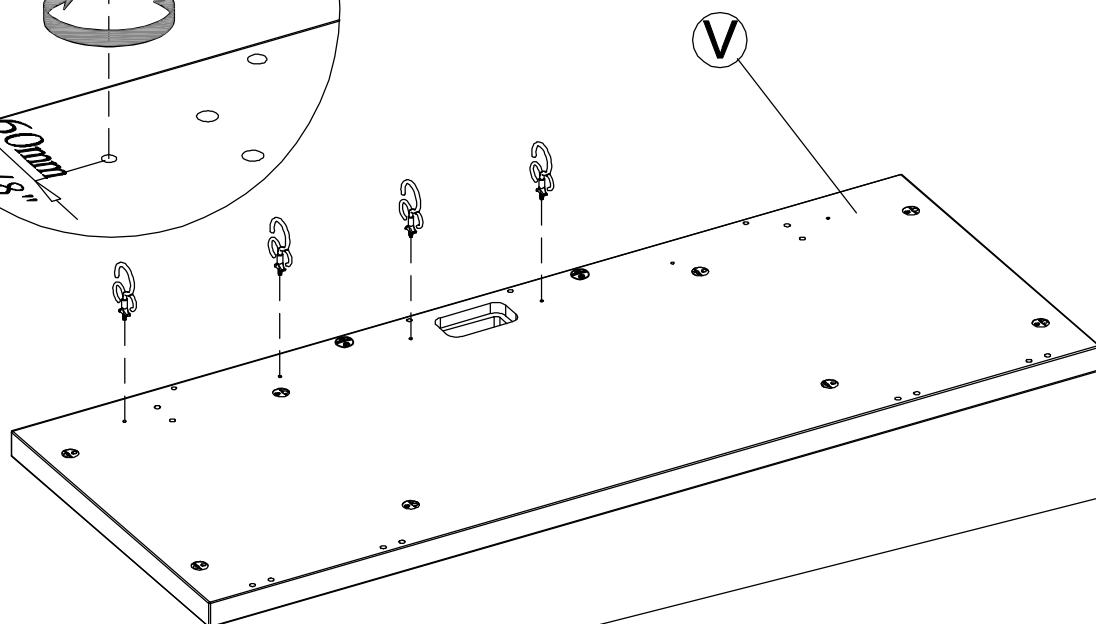
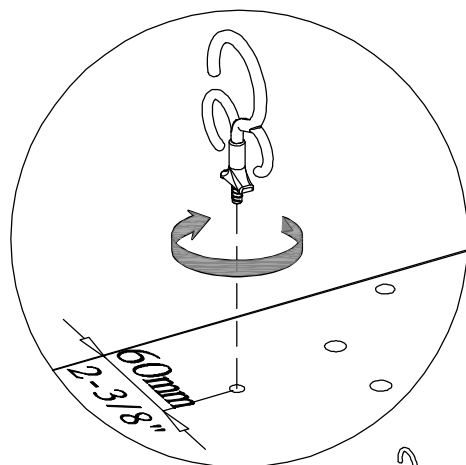



[4]

H159917



[2]



 1 - 800 - 950 - 4782

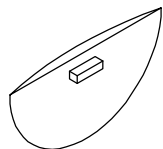
A167929

STEP 30

KI10101

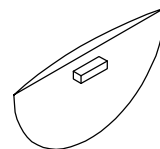
KI10201

H167917

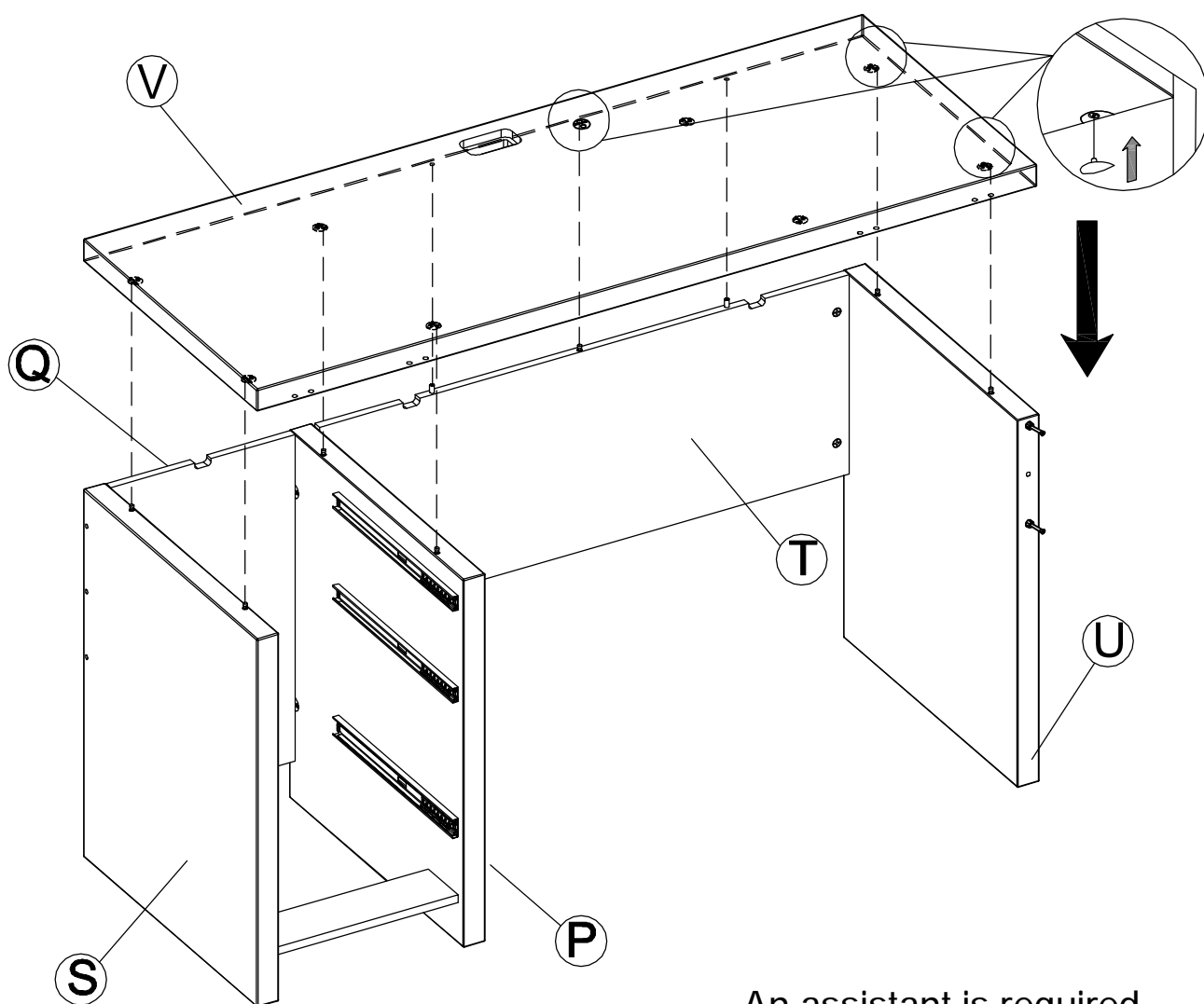


[3]


H167918



[3]



An assistant is required.
Es necesario un ayudante.
Un assistant est nécessaire.

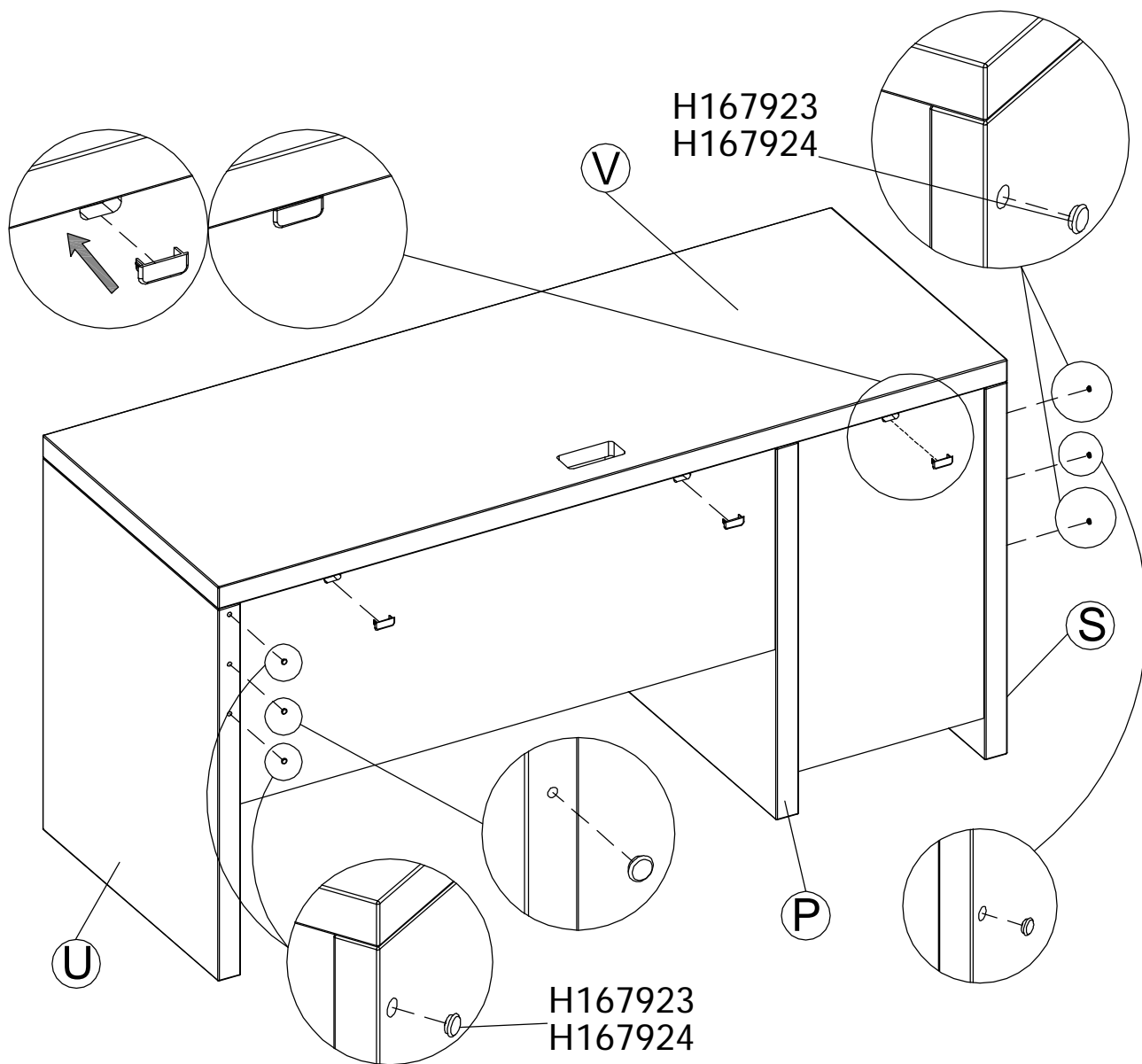
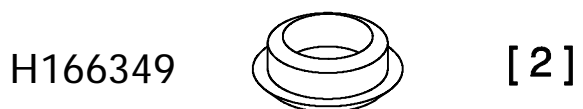
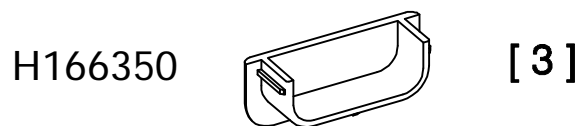
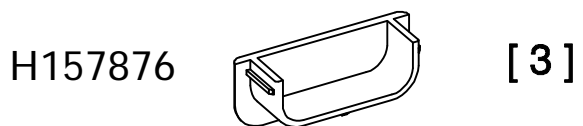
 1 - 800 - 950 - 4782

A167929

STEP 31

KI10101

KI10201



 1 - 800 - 950 - 4782

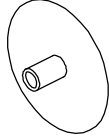
A167929

STEP 32

KI10101

KI10201

H166345

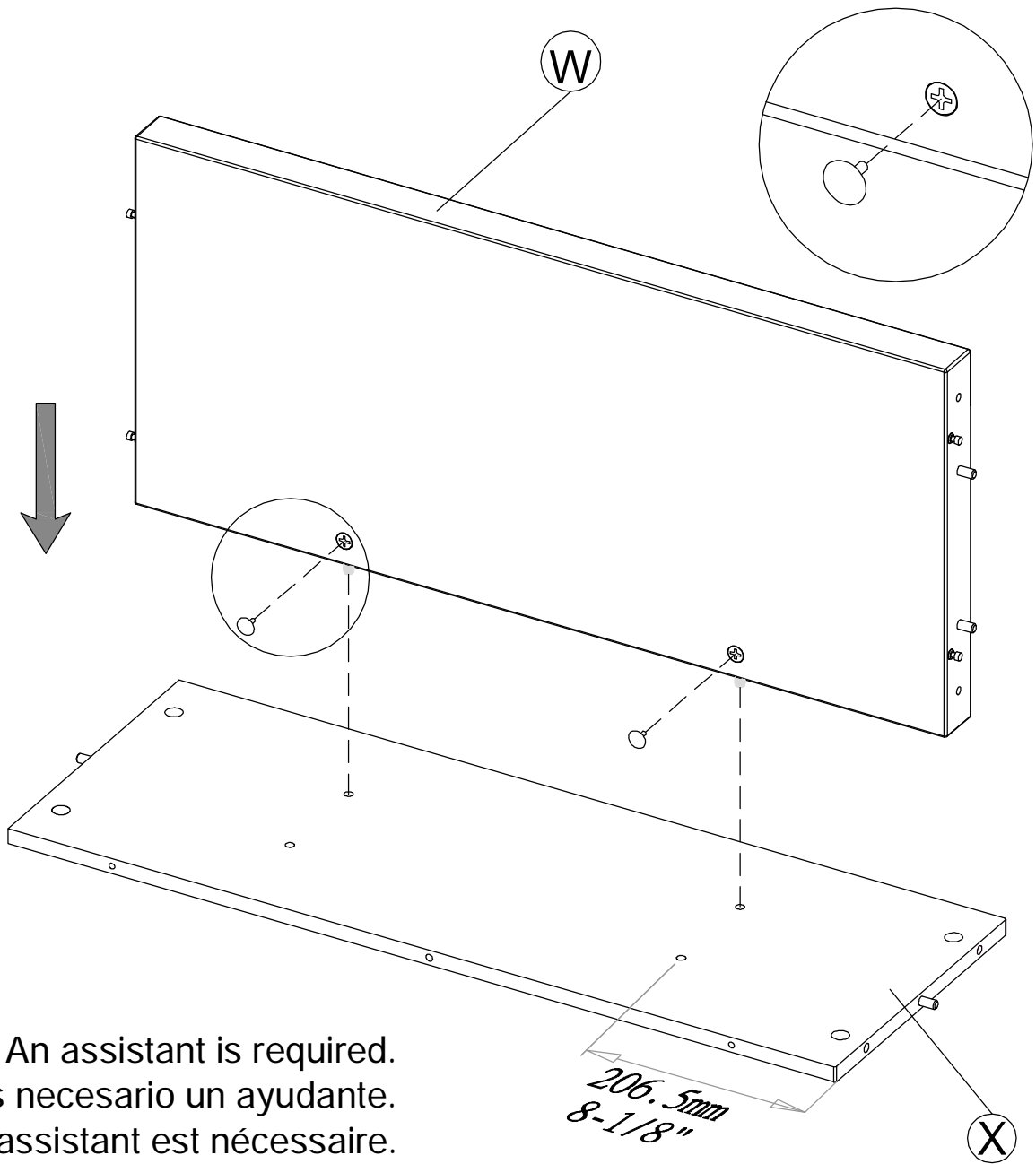


[2]

H166344



[2]



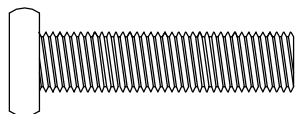
An assistant is required.
Es necesario un ayudante.
Un assistant est nécessaire.

 1 - 800 - 950 - 4782

A167929

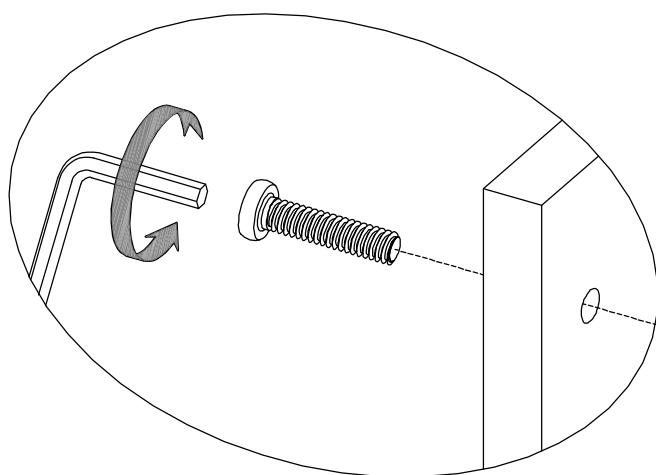
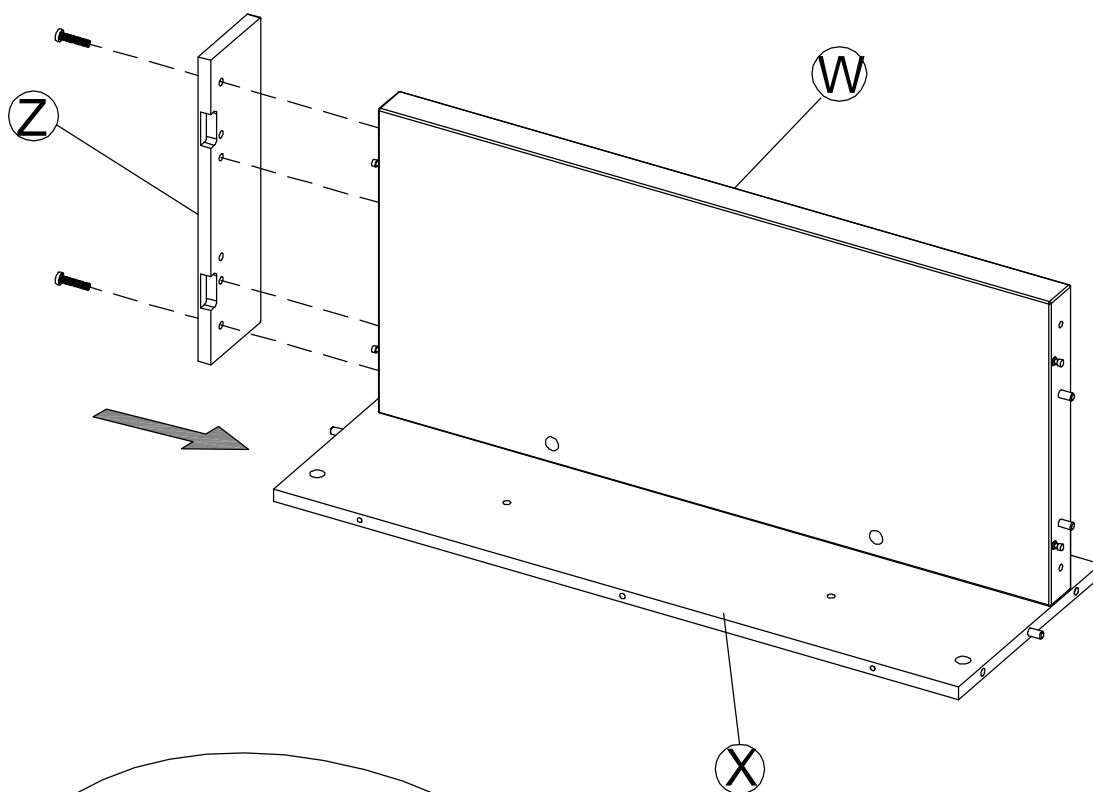
STEP 33


H166658



[2]

H26328



 1 - 800 - 950 - 4782

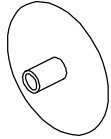
A167929

STEP 34

KI10101

KI10201

H166345



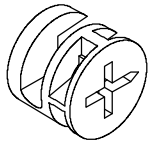
[2]

H166344

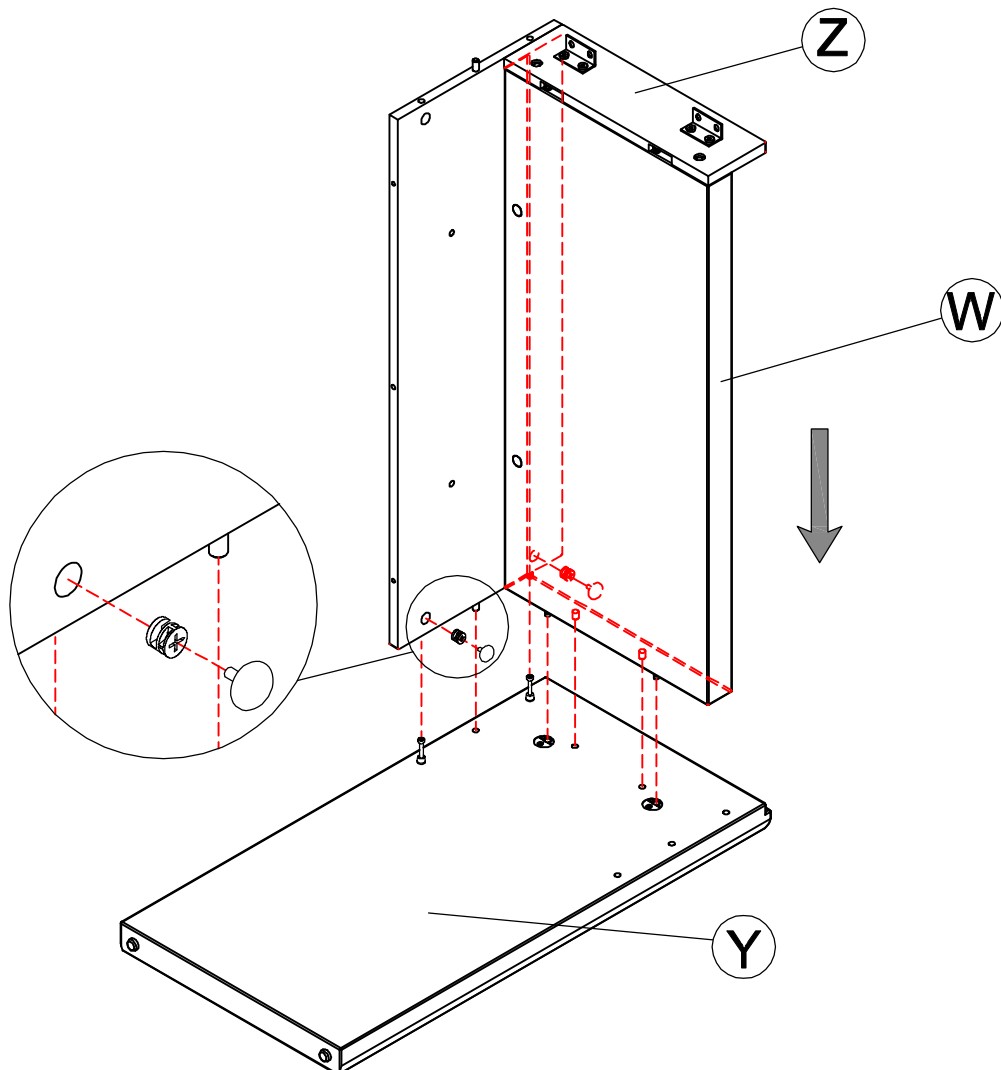


[2]

H159916



[2]



An assistant is required.
Es necesario un ayudante.
Un assistant est nécessaire.

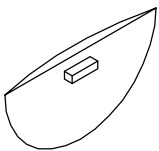
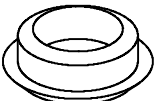
 1 - 800 - 950 - 4782

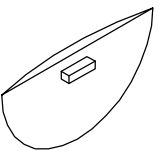


A167929

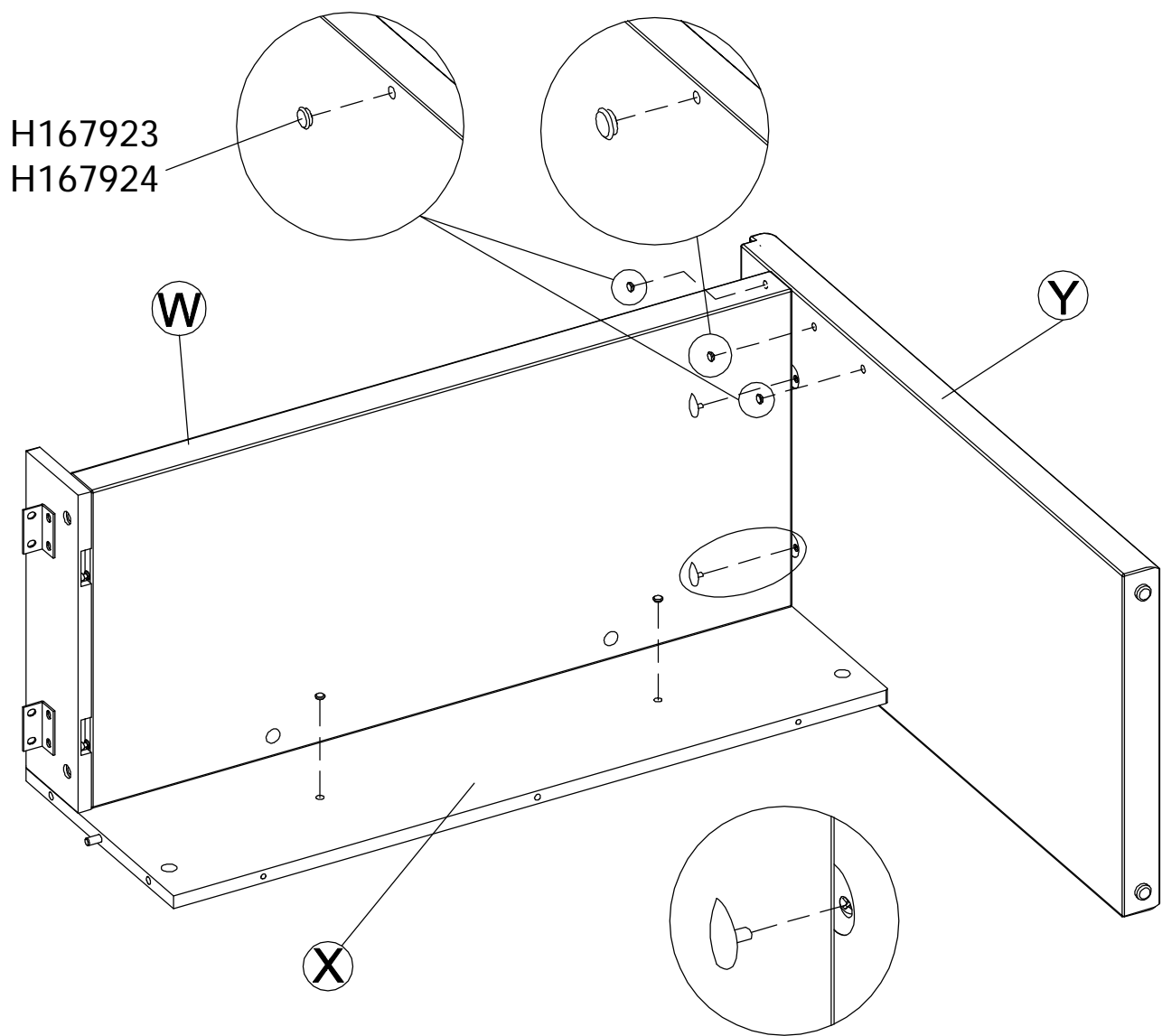
STEP 35


KI10101

KI10201

- H167917  [2]
- H166349  [3]
- H167923  [2]

- H167918  [2]
- H166348  [3]
- H167924  [2]

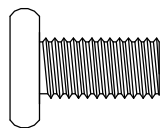


 1 - 800 - 950 - 4782

A167929

STEP 36

H153333



[4]

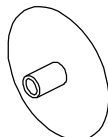
H26328



KI10101

KI10201

H166345



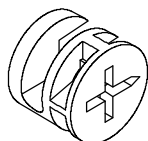
[2]

H166344

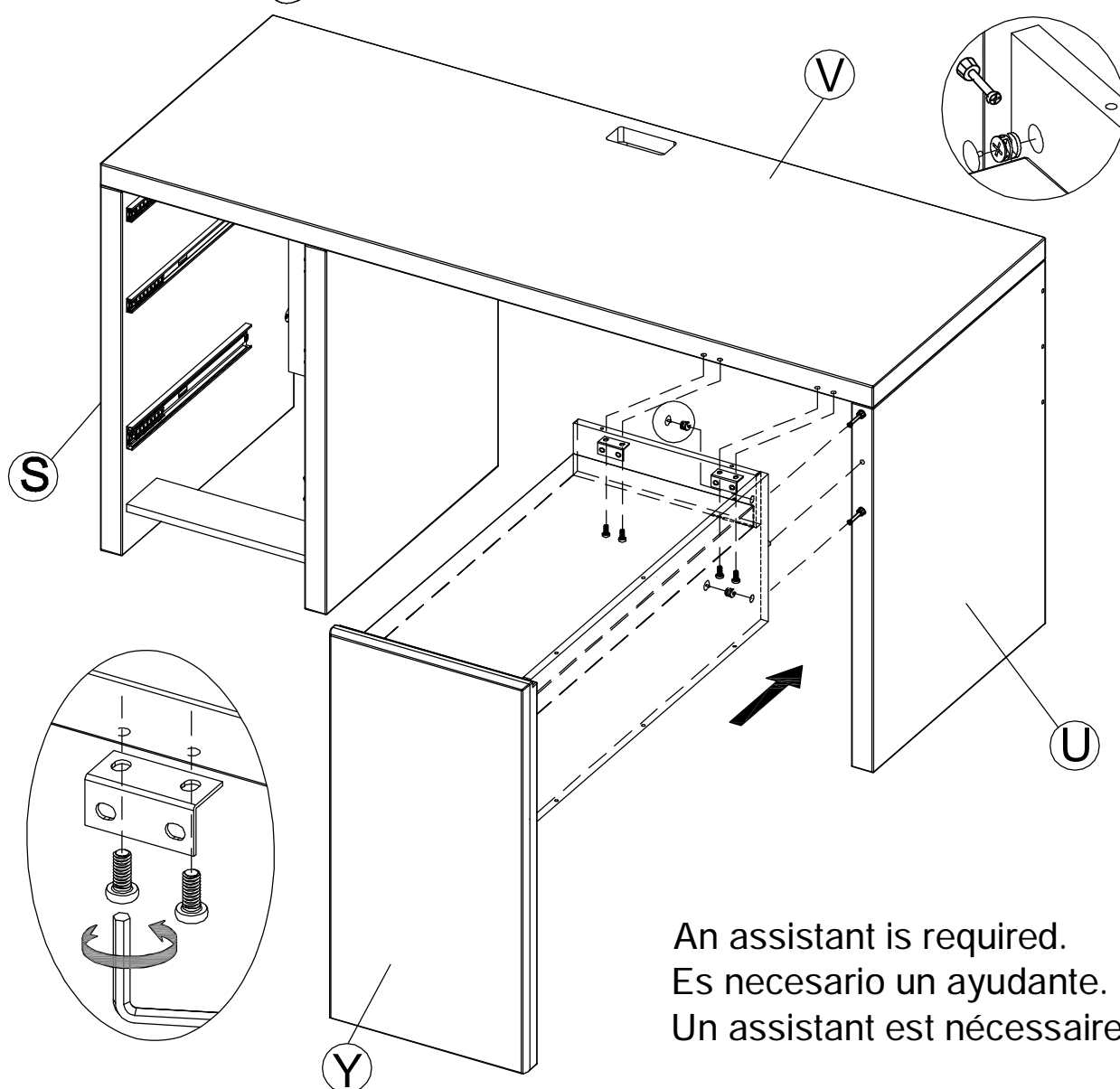


[2]

H159916



[2]



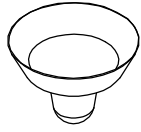
An assistant is required.
Es necesario un ayudante.
Un assistant est nécessaire.

1 - 800 - 950 - 4782

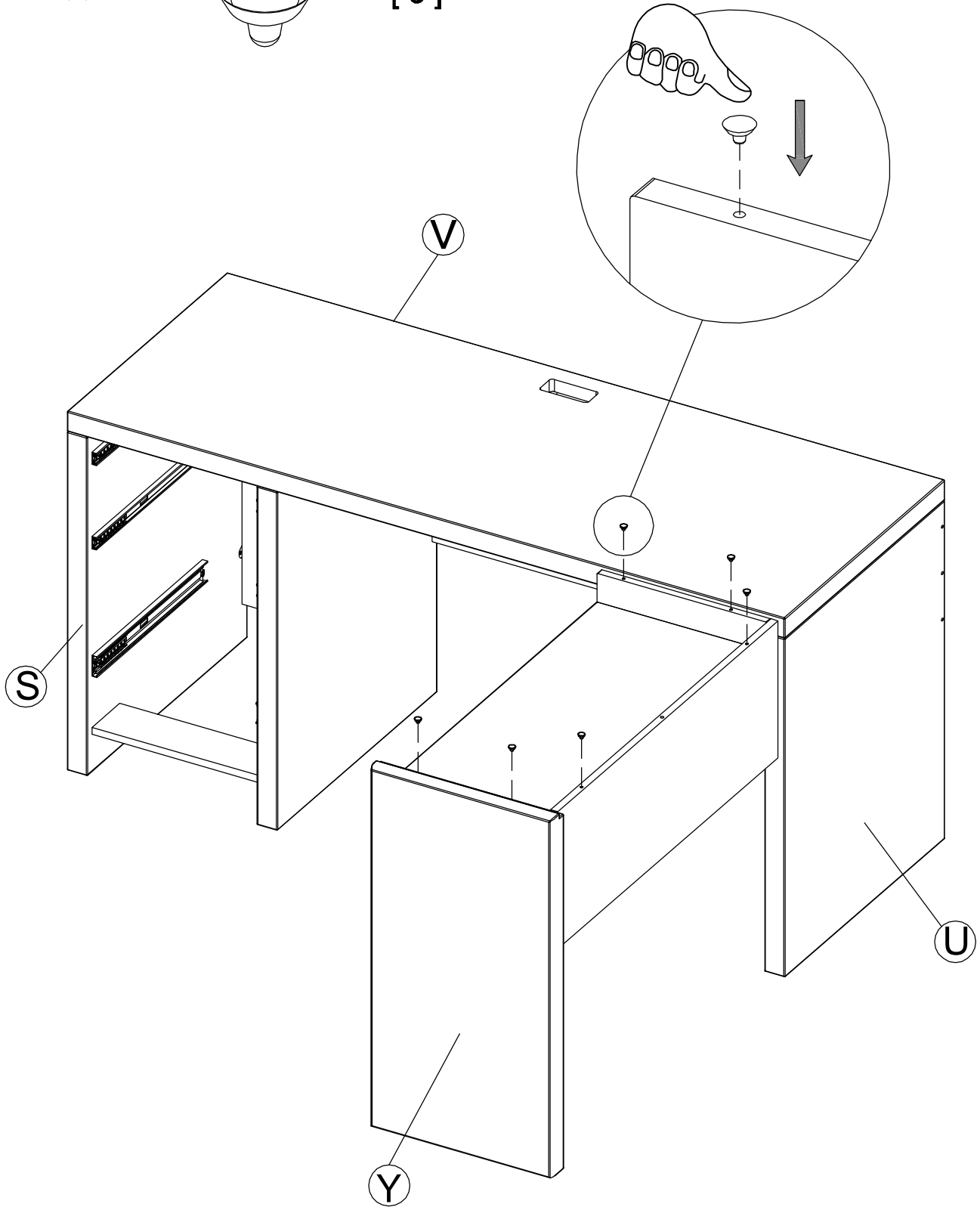
A167929

STEP 37

H166448



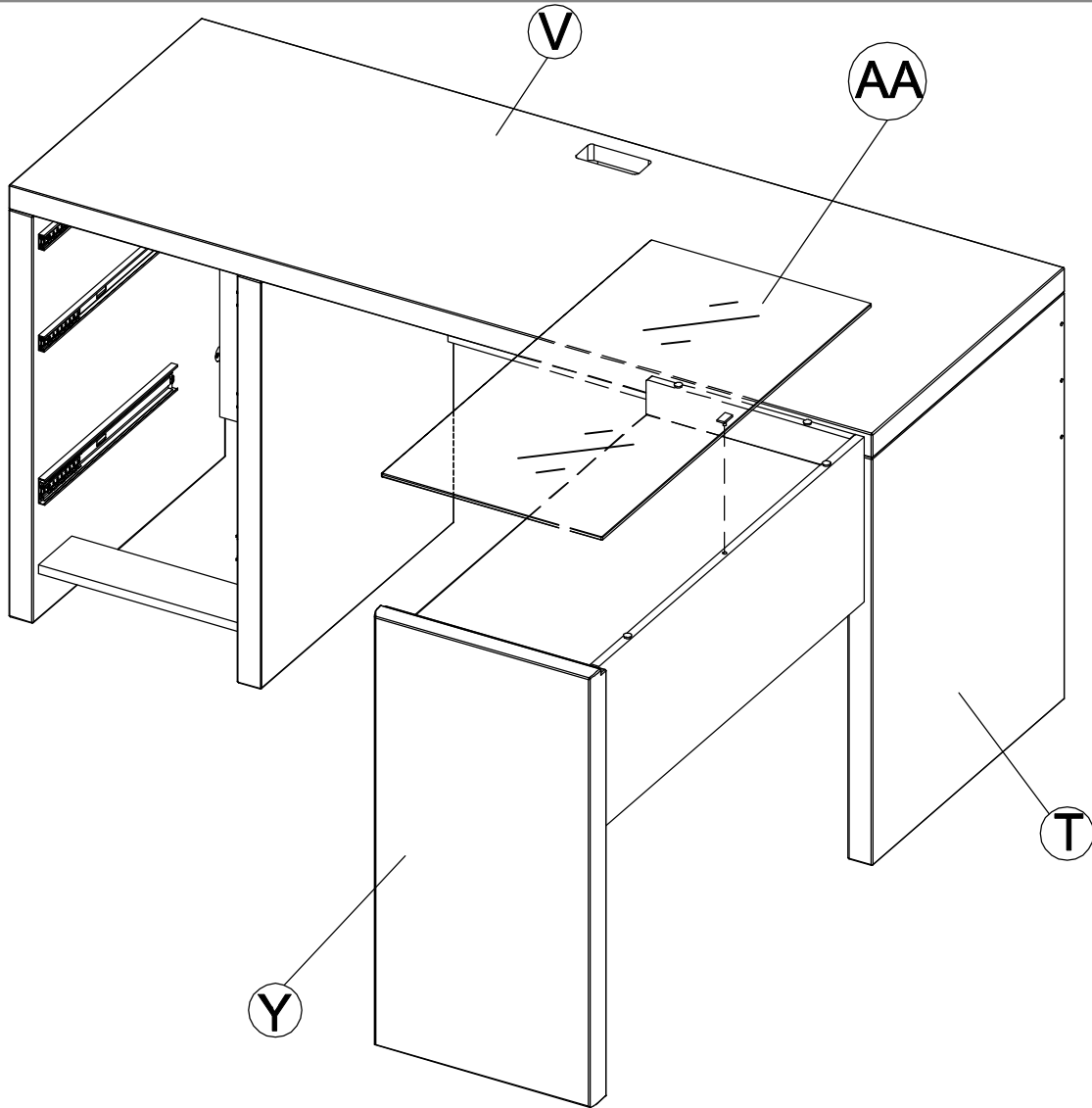
[6]



1 - 800 - 950 - 4782

A167929

STEP 38



CAUTION



Risk of breaking glass. Handle glass carefully during assembly. Use eye and hand protection. Improper handling can result in cuts or lacerations.

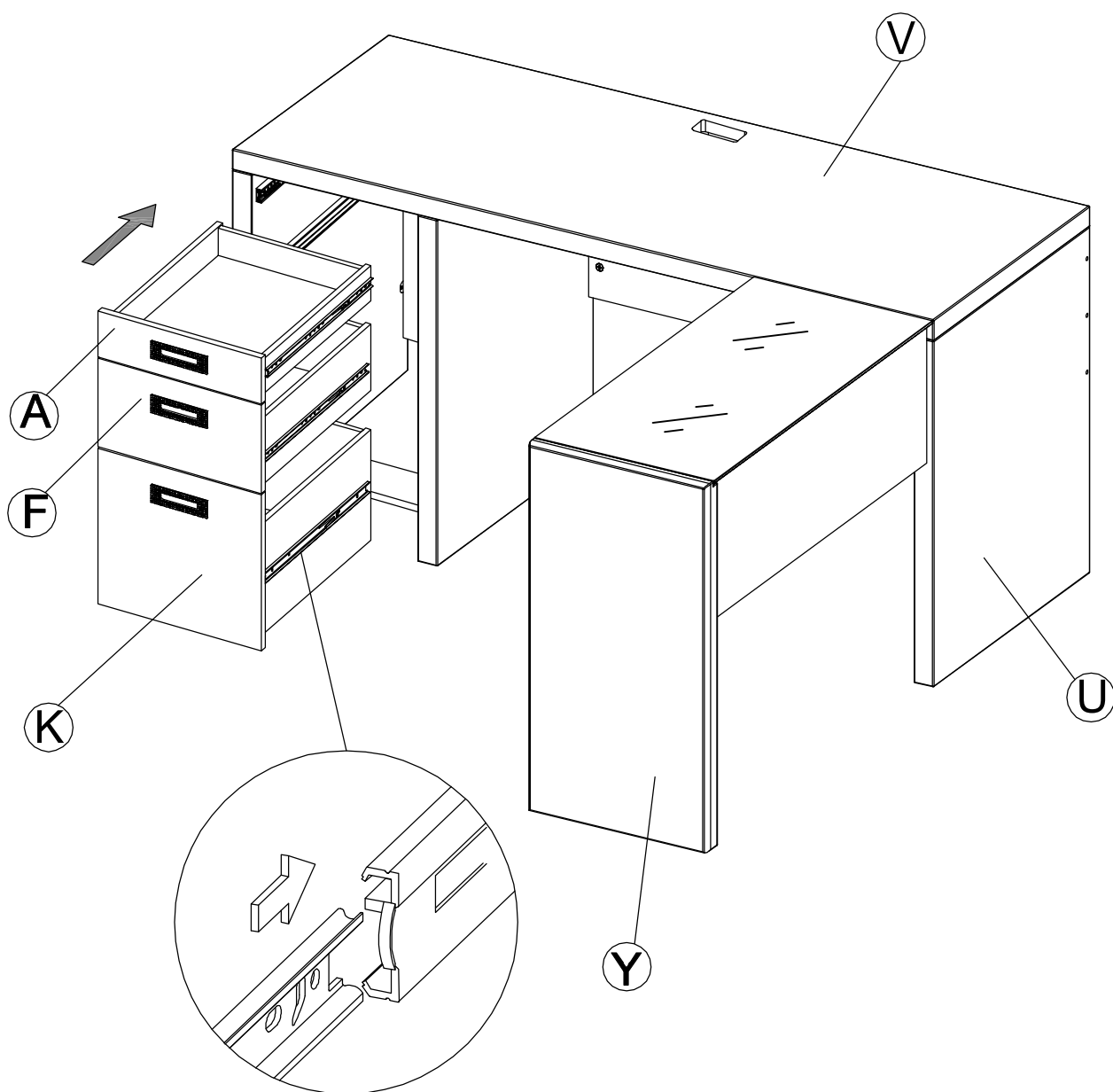
Riesgo de romper el vidrio. Maneje el vidrio con cuidado al ensamblar esta unidad. Use protección para sus ojos y sus manos. El manejo inapropiado del vidrio puede causarle cortaduras o laceraciones.

Risque de bris de verre. Faites attention lors de la manipulation du verre pendant l'assemblage. Utilisez des protections pour les yeux et les mains. Une mauvaise manipulation peut provoquer des coupures ou des lacerations.

 1 - 800 - 950 - 4782

A167929

STEP 39

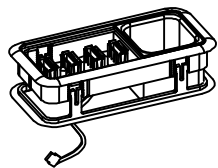


 1 - 800 - 950 - 4782


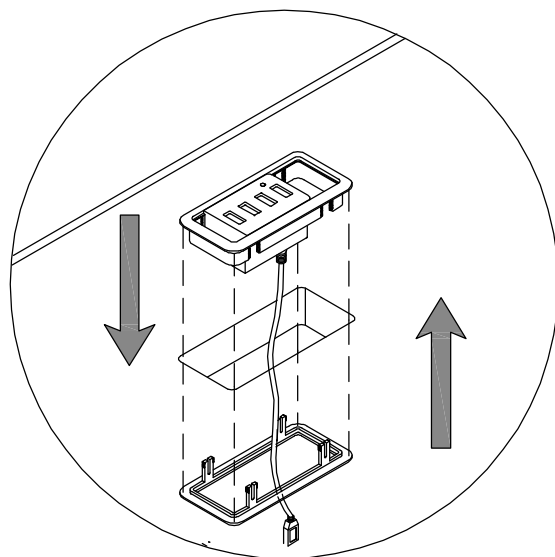
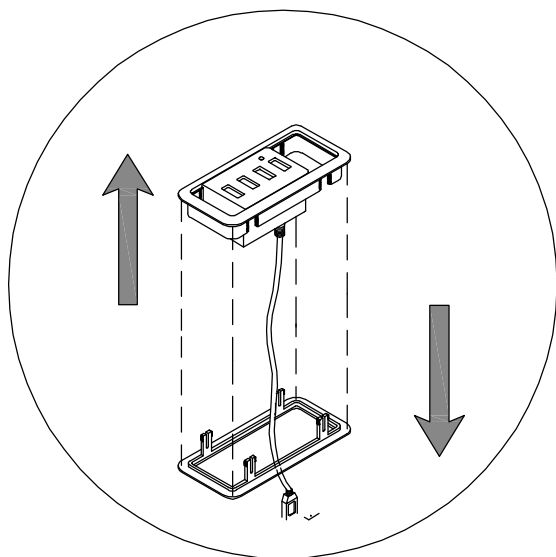
A167929

STEP 40

H157520



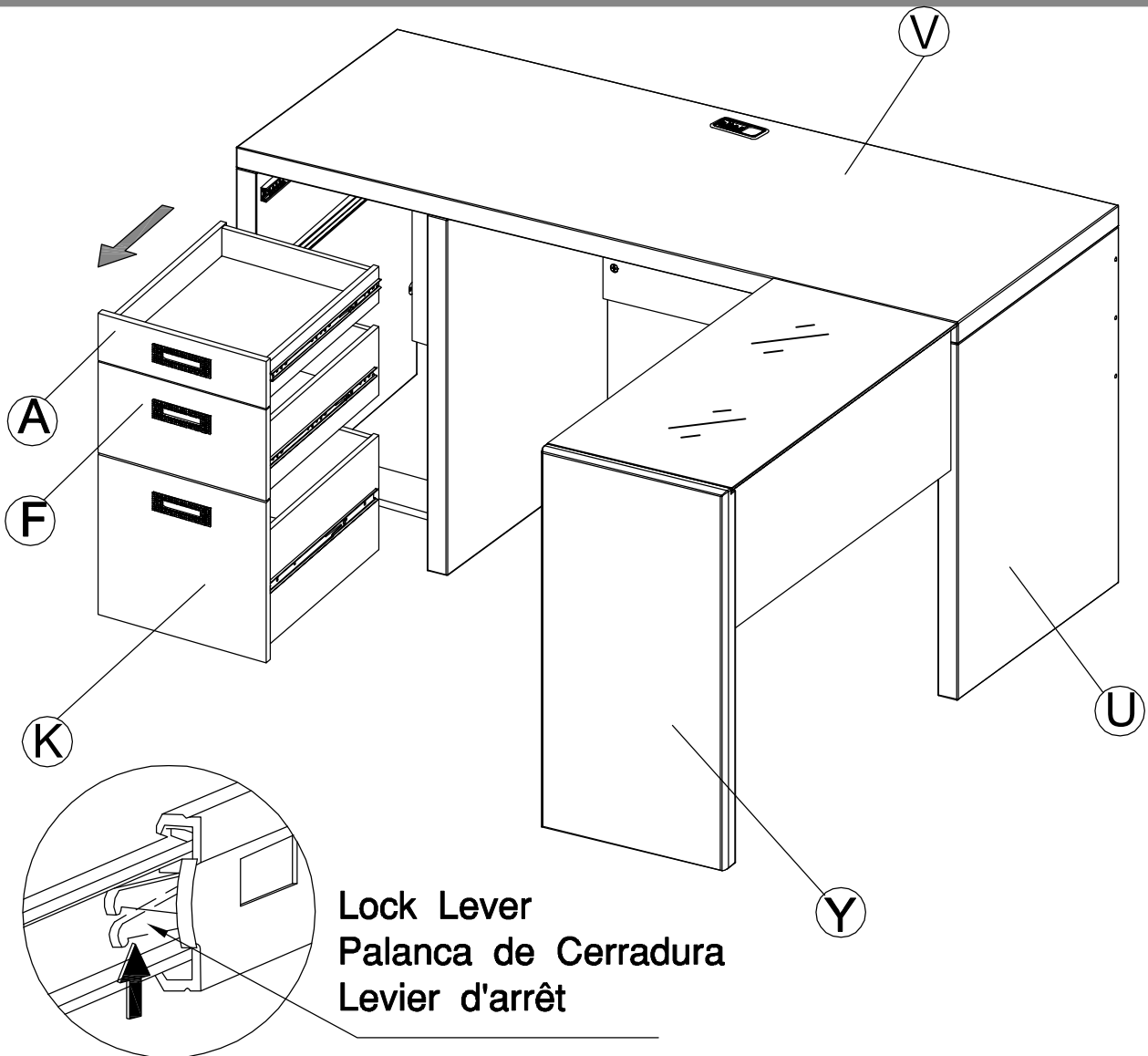
[1]



 1 - 800 - 950 - 4782

A167929

STEP 41



Drawer Removal (if required)
Quitado de Gaveta (si es necesario)
Retrait du tiroir (si nécessaire)

Move lock lever on the drawer runner as shown and separate drawer runner from drawer slide

Mueva Palanca de la Cerradura en la corredera como se muestra y separe la corredera del deslizable.

Relever le Levier d'arrêt sur la coulisse pour tirer et sêparezle couliseau de la coulisse tel que montrê.

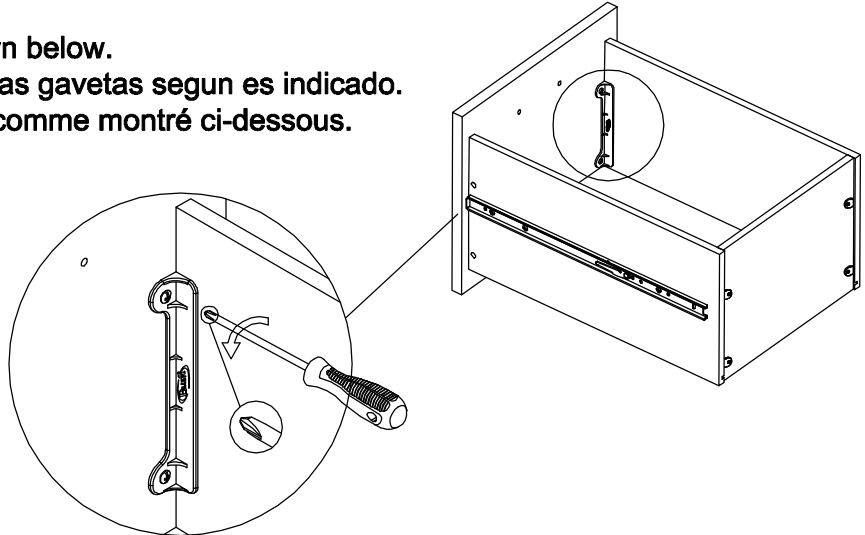
1 - 800 - 950 - 4782

A167929

STEP 42

- Move unit to final location.
- Coloque esta unidad en su posición permanente.
- Déplacez l'unité dans l'endroit final.

- Adjust drawer fronts as shown below.
- Ajuste la parte delantera de las gavetas segun es indicado.
- Ajustez les facades de tiroir comme montré ci-dessous.

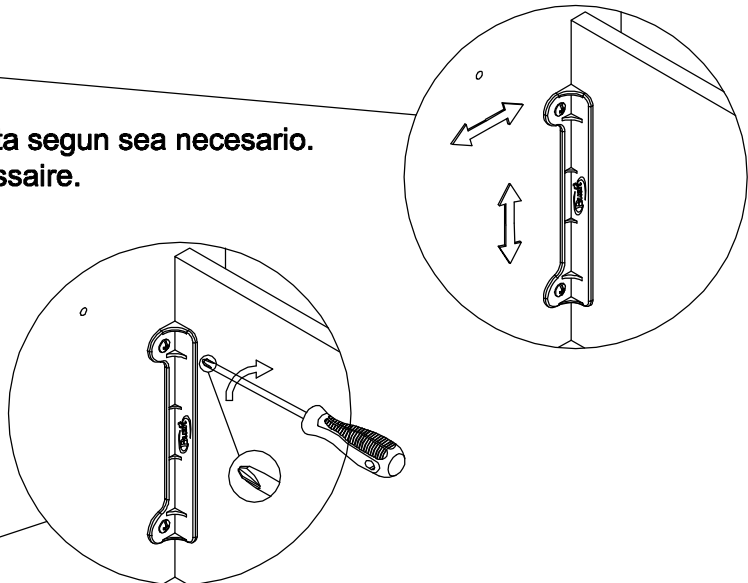


STEP 1.

- Loosen screws on back of drawer front brackets as shown.
- Afloje los tornillos en la parte trasera de la gaveta segun es indicado.
- Desserrez les vis dans les appuis en plastique sur le dos de l'avant de tiroir comme montré.

STEP 2.

- Position drawer front as required.
- Ajuste la parte delantera de la gaveta segun sea necesario.
- Placez l'avant de tiroir comme nécessaire.



STEP 3.

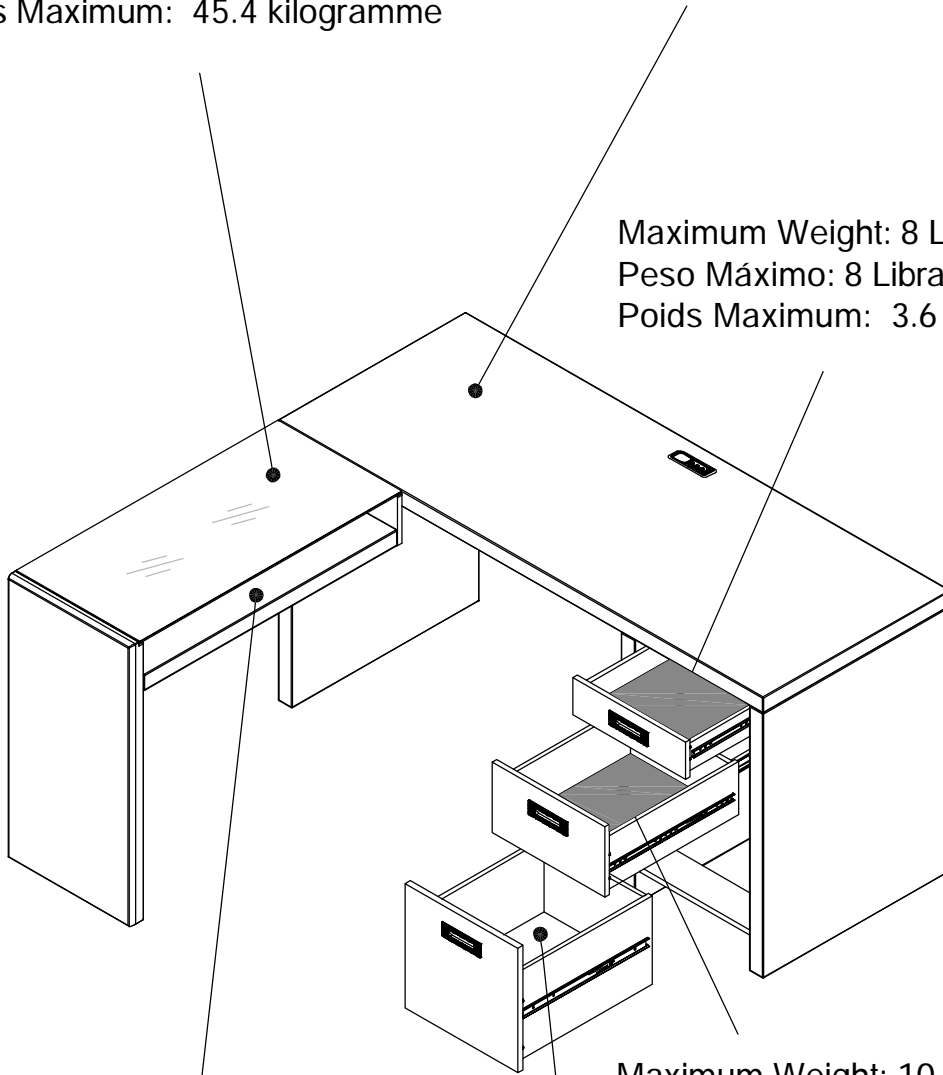
- Tighten screws while holding drawer front in position.
- Apriete los tornillos mientras sujeta la parte delantera de la gaveta en su posición permanente.
- Serrez les vis tout en tenant l'avant de tiroir en position.

STEP 43

Maximum Weight: 100 Lbs.
Peso Máximo: 100 Libras
Poids Maximum: 45.4 kilogramme

Maximum Weight: 200 Lbs.
Peso Máximo: 200 Libras
Poids Maximum: 90.8 kilogramme

Maximum Weight: 8 Lbs.
Peso Máximo: 8 Libras
Poids Maximum: 3.6 kilogramme



Maximum Weight: 30 Lbs.
Peso Máximo: 30 Libras
Poids Maximum: 13.6 kilogramme

Maximum Weight: 10 Lbs.
Peso Máximo: 10 Libras
Poids Maximum: 4.5 kilogramme

Maximum Weight: 30 Lbs.
Peso Máximo: 30 Libras
Poids Maximum: 13.6 kilogramme

THIS PAGE INTENTIONALLY LEFT BLANK



WARRANTY INFORMATION/INFORMATIONS POUR LA GARANTIE/INFORMACIÓN DE GARANTÍA

BUSH FURNITURE'S WRITTEN WARRANTY TO YOU

In order to provide you with timely assistance, please thoroughly inspect your furniture for missing or defective parts immediately after opening the carton. To receive replacement or missing parts under this warranty, call our Consumer Service Department TOLL-FREE at 1-800-950-4782. Please have the Model, Part, and Lot Numbers found in the instruction manual available for your reference. You will also need your sales receipt(s) or other proof of purchase. Replacement part(s) will be shipped to you at no charge with Bush Industries assuming all shipping and handling charges.

This Bush Furniture product is warranted to the original purchaser at the time of purchase and for a period of three years thereafter.

We warrant to you, the original purchaser, that our furniture and all its parts and components are free of defects in material or workmanship. "Defects," as used in this warranty, is defined as any imperfection which impairs the use of the furniture product.

Our warranty is expressly limited to the replacement of furniture parts and components. For three years after the date of purchase, Bush will replace any parts that are defective in material or workmanship.

This warranty applies under conditions of normal use. Our Bush Furniture products are not intended for outdoor use. This warranty does not cover: 1) defects caused by improper assembly or disassembly; 2) defects occurring after purchase due to product modification, intentional damage, accident, misuse, abuse, negligence or exposure to the elements; and 3) labor or assembly costs.

IMPLIED WARRANTIES, INCLUDING THE WARRANTY OF MERCHANTABILITY, SHALL NOT EXTEND BEYOND THE DURATION OF THE WRITTEN WARRANTY STATED ABOVE, AND IN NO EVENT SHALL BUSH BE LIABLE FOR INCIDENTAL OR CONSEQUENTIAL DAMAGES RESULTING FROM USE OF THE PRODUCT. Some states do not allow a limitation on how long an implied warranty lasts or the exclusion or limitation of incidental or consequential damages, so the above limitation and exclusion may not apply to you.

This warranty gives you specific legal rights. You may also have other rights that may vary from state to state.

VOTRE GARANTIE BUSH FURNITURE

Afin de vous assister rapidement, veuillez inspecter votre mobilier en détail immédiatement après l'ouverture du carton en cas de pièces manquantes ou défectueuses. Pour recevoir une pièce de rechange ou manquante couverte par cette garantie, appelez notre département de service clientèle GRATUITEMENT au 1-800-950-4782. Veuillez tenir à disposition les numéros de modèle, de pièce et de lot qui se trouvent dans le manuel d'instruction pour votre référence. Vous aurez également besoin de votre reçu ou d'une autre preuve d'achat. La (les) pièce(s) de rechange vous sera (seront) envoyée(s) sans frais, Bush Industries se chargeant de tous les frais d'expédition.

Tout le produit Bush Furniture est garanti à l'acheteur original à partir de la date d'achat pour une période de trois ans. Nous vous garantissons, à vous l'acheteur original, que notre mobilier et toutes ses pièces et composants sont sans défaut de matériau ou de fabrication. Le terme "défauts" utilisé dans cette garantie, est défini comme étant toutes les imperfections qui compromettent l'utilisation du meuble.

Notre garantie est expressément limitée au remplacement des pièces et des composants du mobilier. Pendant trois ans après la date d'achat, Bush remplacera toute pièce défectueuse dans le matériau ou sa fabrication.

Cette garantie d'applique sous des conditions d'utilisation normale. Nos produits Bush Furniture ne sont pas destinés à être utilisés en plein air. Cette garantie ne couvre pas: 1) les défauts causés par un mauvais assemblage ou démontage, 2) les défauts ayant lieu après l'achat et dus à la modification du produit, des dommages intentionnels, des accidents, une mauvaise utilisation, un mauvais traitement, la négligence ou l'exposition aux éléments, et 3) les frais de main d'œuvre ou d'assemblage.

LES GARANTIES TACITES, Y COMPRIS LA GARANTIE DE QUALITÉ MARCHANDE, NE S'ÉTENDRONT PAS AU-DELÀ DE LA DURÉE ÉCRITE CI-DESSUS, ET BUSH NE SERA EN AUCUN CAS RESPONSABLE DES DOMMAGES ACCESSOIRES OU INDIRECTS RESULTANT DE L'UTILISATION DU PRODUIT. Certains états ne permettent pas d'appliquer une limite à la durée de la garantie tacite, ni une exclusion ou limitation des dommages accessoires ou indirects; dans ce cas les limitations ou exclusion ci-dessus peuvent ne pas s'appliquer à vous.

Cette garantie vous donne des droits légaux spécifiques. Il se peut que vous ayez également d'autres droits qui peuvent varier d'un état à l'autre.

Garantía Esrita de Bush Furniture para usted

Para brindarle asistencia oportuna, por favor, verifique detalladamente que a su mueble no le falte o tenga piezas defectuosas inmediatamente después de abrir la caja. Pararecibir un reemplazo o la parte faltante bajo esta garantía, llame a nuestro Departamento de Servicio al Consumidor GRATIS al 1-800-950-4782. Sírvase traer los números de modelo, parte y lote que se encuentran en el manual de instrucciones disponible para su referencia. Además, necesitará el recibo de su compra u otra prueba de compra. La(s) pieza(s) de reemplazo le será(n) enviada(s) sin recargo por Bush Industries asumiendo los gastos de envío y manutención.

Todo mueble de Bush Furniture es garantizado al comprador original al momento de la compra y por un periodo de tres años en adelante.

Le garantizamos a usted, el comprador original, que nuestros muebles sus partes y componentes están libres de defectos en materiales o trabajo. "Defectos", según se usa en esta garantía, se define como una imperfección que perjudica el uso del producto mobiliario.

Nuestra garantía se limita expresamente al reemplazo de partes y componentes mobiliarios. Durante tres años después de la fecha de compra, Bush reemplazará cualquier parte defectuosa en material o trabajo.

Esta garantía se aplica bajo condiciones de uso normal. Nuestros productos de Bush Furniture no son para uso exteriores. Esta garantía no cubre: 1) defectos causados por un ensamblaje o desensamblaje inadecuado; 2) defectos que ocurran después de la compra debido a modificación del producto, daño intencional, accidente, mal uso, abuso, negligencia o exposición a los elementos; y 3) costos de trabajo o ensamblaje.

LAS GARANTÍAS IMPLICADAS, INCLUYENDO LA GARANTÍA DE COMERCIABILIDAD, NO SE EXTENDERÁN MÁS ALLÁ DE LA DURACIÓN DE LA GARANTÍA ESCRITA MENCIONADA, Y EN NINGÚN CASO BUSH SERÁ RESPONSABLE POR DAÑOS INCIDENTALES O CONSIGUIENTES COMO RESULTADO DEL USO DEL PRODUCTO. Algunos estados no permiten una limitación sobre el tiempo de duración de la garantía implícita o la exclusión o limitación de daños incidentales o consiguientes, de manera que la limitación y exclusión mencionadas pueden no aplicarse para usted.

Esta garantía le otorga derechos legales específicos. Puede también tener otros derechos que pueden variar según los estados.

PLEASE RETAIN THIS FOR YOUR RECORDS / VEUILLEZ CONSERVER CECI POUR VOS ARCHIVES POR FAVOR CONSERVE ESTE DOCUMENTO PARA SUS REGISTROS

You may need to refer to this information in case of warranty claim for insurance purposes. Il se peut que vous ayez besoin de ces informations en cas de réclamation de garantie pour votre assurance. Puede necesitar referirse a esta información, en caso de algún reclamo de la garantía con fines relacionados al seguro.

Date Purchased/Date d'achat/Fecha de la Compra: _____

Store Name/Nom du magasin/Nombre de la Tienda: _____

Model #/Modelo #/Modelo #: _____

Product Description/Description du produit/Descripción del Producto: _____

Lot Code: _____