

CL25AE INDOOR



FEATURES:



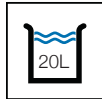
Cools up to
28 sq. m*/300 sq. ft.*



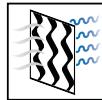
Powerful Air flow:
800 m³/hr
470 CFM



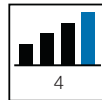
Power consumption:
230 watts



Water tank
capacity:
20L



Honeycomb Cooling
Media and dust filter



4 speeds:
High/Medium/Low
Sleep



1 to 8 hours
OFF timer



Top loading
ice compartment



Low water alarm
(optional)



Adjustable
humidification
level



Remote control



334 pcs per
40' HQ

TECHNICAL DATA

Product Dimensions	18.5"(width) x 18.1"(depth) x 31.1"(height)
Net Weight	?
Warranty	1 year
UPC Barcode	not on list
EAN Barcode	not on list
Packaging	Full Color Box (Bilingual)
Instructions Manual	Included in Box (Bilingual)

Design and specifications subject to changes without notice.