

ASSEMBLY INSTRUCTIONS


GC/GK/GKC/GP/GT/GW 280SP SIDE CHAIR W/ PUMP

IMPORTANT:

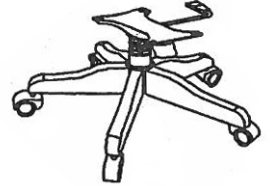
- Use only the hardware supplied.
- This item may require periodic tightening.
- If using a power drill, do not over-tighten bolts.
- Hardware is included underneath seat bottom.

Component List:

- A. Chair Back and Seat Frame1 pc
- B. Chair Base1 pc



A



B

Hardware List:

- 1. Allen Bolt 4 pcs
- 2. Flat Washer 4 pcs
- 3. Spring Washer 4 pcs
- 4. Allen Wrench 1 pc



1



2

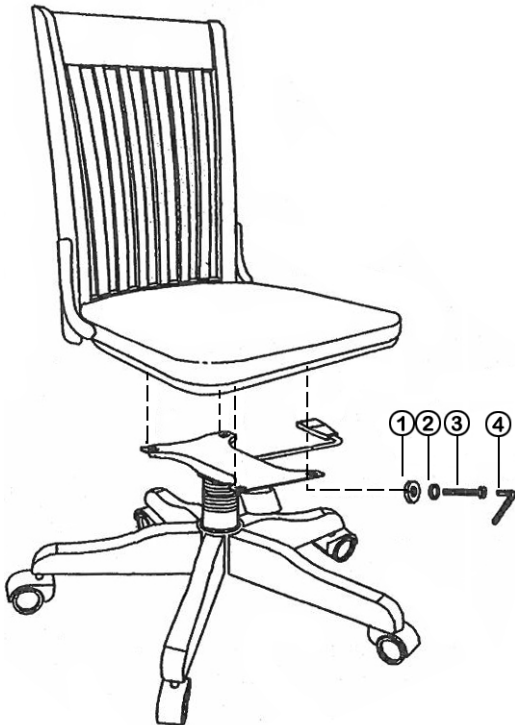


3



4

Assembly Instructions as shown:



Caution: use only the screws included in the package. Using different sizes could cause the wood to split or puncture through.