

SHOWEROFF[®]

Metering Shower Valves and Systems



Symmons[®]

SHOWEROFF®


Metering Shower Valves

Shower On, SHOWEROFF!

SHOWEROFF metering shower valves and systems from Symmons provide a positive solution to the issues of water waste and hot water energy savings.

A durable, piston-actuated metering shower valve, Showeroff provides a full shower flow for approximately 45 seconds*, and never forgets to shut itself off. The cycle can be repeated indefinitely, but the shower can not be left running. Ideal for public showers, detention facilities or any shower application where there is a need to positively control shower water usage.


As a single supply metering valve, Showeroff can be supplied with a single cold or tempered water supply line. See back page for thermostatic mixing valve selection.



(*Shower cycle time can vary depending on water temperature and pressure.)



4-420 SHOWEROFF concealed metering shower valve with integral stop and 1/2" sweat connections. All mounting fasteners for valve are vandal-resistant recessed hex socket type.



4-427 SHOWEROFF concealed metering shower valve with integral stop and 1/2" IPS **back connections**. All mounting fasteners for valve are vandal-resistant recessed hex socket type.



4-427-R SHOWEROFF concealed metering shower valve with integral stop, 1/2" IPS **back connections** and escutcheon with rear mounting plate and thru bolts, **rear access** corridor model.



4-428 SHOWEROFF concealed metering shower valve with integral stop for thin wall and 1/2" IPS connections. All mounting fasteners for valve are vandal-resistant recessed hex socket type.



4-428-R SHOWEROFF concealed metering shower valve with integral stop for thin wall, 1/2" IPS connections and escutcheon with rear mounting plate and thru bolts, **rear access** corridor model.



4-425 SHOWEROFF exposed metering shower valve with integral stop and wall flange.

Modifications (4-425 only):

Suffix A: Anchor Plate for ceramic tile

Suffix B: Back Plate & Bolts

SHOWEROFF®


Metering Shower Systems



3-310 SHOWEROFF concealed metering shower valve with integral stop and 1/2" IPS **back connections** (model 4-427). Fre-Flo institutional shower head with adjustable spray (model 4-295B). All mounting fasteners for valve and head are vandal-resistant recessed hex socket type.

3-320 SHOWEROFF concealed metering shower valve with integral stop for thin wall and 1/2" IPS connections (model 4-428). Fre-Flo institutional shower head with adjustable spray (model 4-295B). All mounting fasteners for valve and head are vandal-resistant recessed hex socket type.

3-325 SHOWEROFF concealed metering shower valve with integral stop and 1/2" sweat connections (model 4-420). Fre-Flo institutional shower head with adjustable spray (model 4-295). All mounting fasteners for valve and head are vandal-resistant recessed hex socket type.



3-310-R SHOWEROFF concealed metering shower valve with integral stop, 1/2" IPS **back connections** and escutcheon with **rear mounting** (model 4-427-R). Fre-Flo institutional shower head with adjustable spray (model 4-295B). Back plate and thru bolts for extra thick wall. Mounting fastener for head is vandal-resistant recessed hex socket type.

3-320-R SHOWEROFF concealed metering shower valve with integral stop for thin wall, 1/2" IPS connections and escutcheon with rear mounting (model 4-428-R). Fre-Flo institutional shower head with adjustable spray (model 4-295B). Back plate and thru bolts for extra thick wall. Mounting fastener for head is vandal-resistant recessed hex socket type.



3-330 SHOWEROFF exposed metering shower valve with integral stop (model 4-425), wall flange, union and street ell with escutcheon. 20" head riser with extended head bracket (model 4-445). Fre-Flo shower head with adjustable spray (model 4-285).


Modifications (3-330 only):

Suffix A: Anchor Plates for ceramic tile

Suffix B: Back Plates & Bolts

THERMOSTATIC MIXING VALVES

to supply tempered water to metering shower systems




5-120-NI

Thermostatic Mixing Valve for tempered water supply to an individual or group of showers. Adjustable temperature with vandal resistant lockable handle feature.

5-120-CK THERMIXER® Thermostatic Mixing Valve with 1/2" IPS connections and separate checks. Flow rate 15 gpm @ 45 psi.

5-130-CK THERMIXER® Thermostatic Mixing Valve with 3/4" IPS connections and separate checks. Flow rate 19 gpm @ 45 psi.

Modifications: **Suffix CKX:** Separate check stops (5-120 only) ▪ **Suffix NI:** Rough chrome finish ▪ **Suffix SW:** Sweat connections ▪ **Refer to THERMIXER catalog ZT-TMX-1 for additional models and information.**



5-400-P

Thermostatic Water Controller for tempered water supply to an individual or group of showers. Adjustable temperature with vandal resistant lockable handle feature.

5-200 TEMPCONTROL® Thermostatic Controller with 3/4" IPS inlet and outlet connections. Flow rate 27 gpm @ 45 psi.

5-400 TEMPCONTROL® Thermostatic Controller with 3/4" IPS inlet and 1" IPS outlet connections. Flow rate 53 gpm @ 45 psi.

Modifications: **Suffix NI:** Rough chrome finish ▪ **Suffix P:** Polished chrome highlight finish ▪ **Suffix W:** Wall mounting bracket ▪ **Refer to TEMPCONTROL catalog ZT-TC1R for additional models and information.**

The logo for Symmons, featuring the word 'Symmons' in a stylized, cursive font with a registered trademark symbol.

SYMMONS INDUSTRIES, INC., 31 Brooks Drive, Braintree, Massachusetts 02184-3804
Tel: 1-800-SYMMONS, (781) 848-2250 Fax: 1-800-961-9621, (781) 843-3849
Website: www.symmons.com

© 2003 Symmons Industries, Inc. FormNo. ZT-SOF 4-03 5M