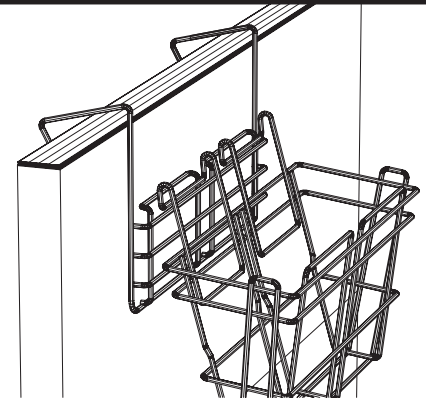
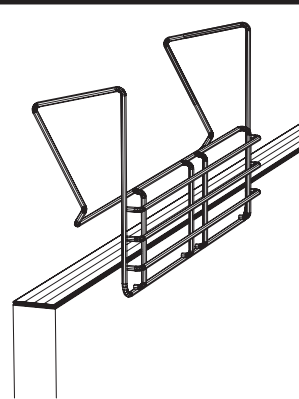
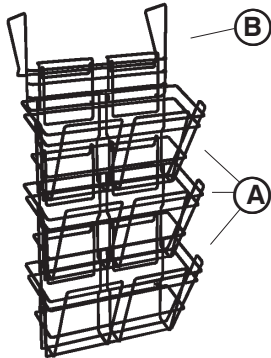


PARTS LIST			
LETTER CODE	DESCRIPTION	QTY.	PART NO.
(A)	File Basket	3	4151-01
(B)	Double Panel Hanger	1	4151-02

Please specify color (Charcoal, Putty or Light Gray) when corresponding about parts.



Place Double Panel Hanger over office panel, as shown above (you may have to spread the wire hanger slightly for thicker panels, but take care not to over-bend).

Attach first File Basket as shown above right. Note: for proper support, do not hang File Basket from the lowest thin wire of the hanger. Add successive File Baskets, as shown at lower right for efficient use of wall space, or from back bottom wire of previous File Basket for maximum file capacity.

