

Serie di apparecchi a plafone con ottica fissa per installazione in interni realizzati per lampade alogene dicroiche, alogene a tensione di rete, a ioduri metallici o fluorescenti compatte. Corpo cilindrico in estrusione di alluminio in due dimensioni e altezze variabili. Emissione luminosa simmetrica rivolta esclusivamente verso il basso. Diametro 70/134 mm, h 196/279/372 mm. Alimentazione inclusa nel corpo lampada.

Series of ceiling fixtures with fixed optics for installation inside, created for dichroic halogen, main voltage halogen, halogen metal iodide or compact fluorescent bulbs. Aluminium extrusion cylindrical body in two dimensions and variable heights. Symmetrical light emission exclusively pointing downwards. Diameter 70/134 mm, h 196/279/372 mm. Power supply included in the body.

Serie von Deckenleuchten mit nicht verstellbarer Optik für die Installation im Innenraum, bestückbar mit dichroitischen oder Hochvolt Halogenlampen, Metaldampf- und Kompaktleuchtstofflampen. Zylindrischer Korpus aus Aluminiumstrangguss in zwei Durchmessern und unterschiedlichen Höhen. Licht strahlt symmetrisch nur nach unten ab. Durchmesser 70/134 mm, Höhe 196/279/372 mm. Betriebsgeräte im Leuchtenkorpus integriert.

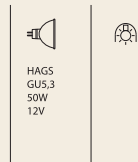
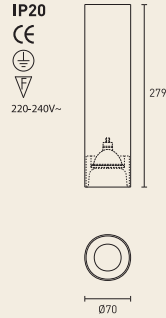
Série d'appareils pour plafond avec optique fixe pour installation d'intérieur, pour lampes halogènes dichroïques, halogènes à tension de réseau, aux iodures métalliques ou fluorescentes compactes. Corps cylindrique en aluminium extrudé, disponible en deux dimensions et d'une hauteur variable. Emission lumineuse symétrique dirigée exclusivement vers le bas. Diamètre 70/134 mm, h 196/279/372 mm. Alimentation incluse dans le corps de la lampe.

Serie de aparatos, tipo plafón, con óptica fija para instalación en interiores realizados para bombillas halógenas dicroicas, halógenas a tensión de red, a hidruros metálicos o fluorescentes compactas. Cuerpo cilíndrico de aluminio extruido de dos distintas dimensiones y con diversas longitudes. Emisión luminosa simétrica dirigida exclusivamente hacia abajo. Diámetro 70/134 mm, h 196/279/372 mm. Alimentación incluida en el cuerpo de la lámpara.

FITTING

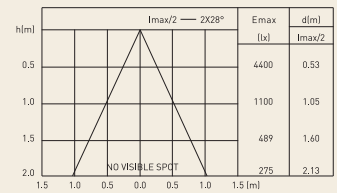
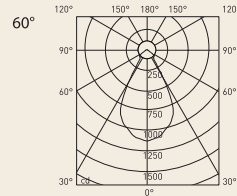
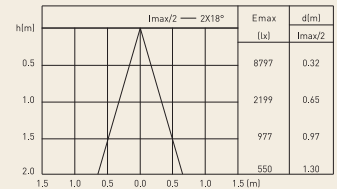
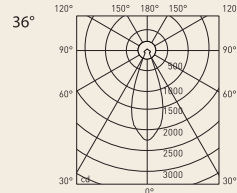
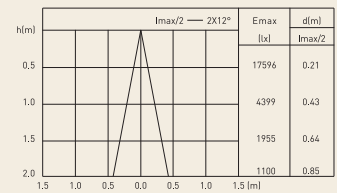
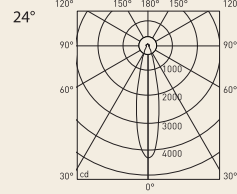
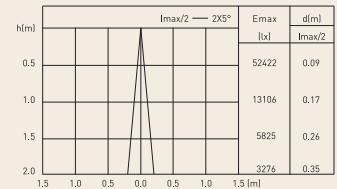
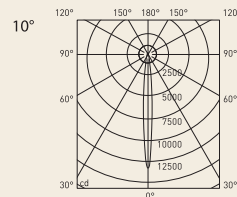
E04 soffitto d. 70 mm h. 279 mm
E04 ceiling d. 70 mm h. 279 mm

mod. E04005
peso / weight
0,95 Kg



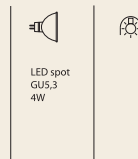
HAGS
GU5,3
50W
12V

	Bianco White	E04005.02
	Antracite Anthracite	E04005.05
	Grigio metallizzato Metalized grey	E04005.20
	Lucido Polished	E04005.19

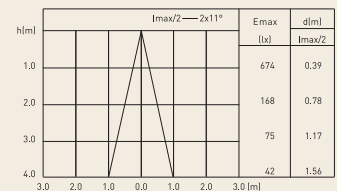
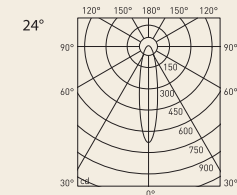


LED spot GU5,3 4W
GU5,3 4W LED spot

riflettore integrato
integrated reflector

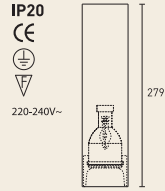


LED spot
GU5,3
4W



E04 soffitto d.70 mm h. 279 mm
 E04 ceiling d. 70 mm h. 279 mm

mod. E04010
 peso / weight
 0,95 Kg

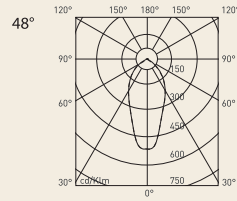


- Bianco
White E04010.02

- Antracite
Anthracite E04010.05

- Grigio metallizzato
Metallized grey E04010.20

- Lucido
Polished E04010.19




h[m]	I _{max} /2 — 2X24°		E _{max} (lx/Klm)	d[m]
	I _{max} /2	I _{max} /2		
1.0			510	0.8
2.0			128	1.8
3.0			57	2.6
4.0			32	3.4

E04 soffitto d. 70 mm h. 279 mm
E04 ceiling d. 70 mm h. 279 mm

mod. E04011
peso / weight
0,80 Kg



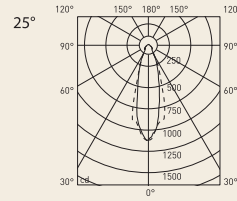
IP20
CE
250V



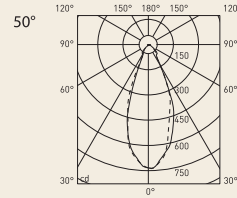
HAGS
GU10
50W



	Bianco White	E04011.02
	Antracite Anthracite	E04011.05
	Grigio metallizzato Metallized grey	E04011.20
	Lucido Polished	E04011.19



h[m]	Imax/2 — 18°, 16°	
	E _{max} [lx]	d[m]
1.0	1123	0.61
2.0	281	1.22
3.0	125	1.83
4.0	70	2.45



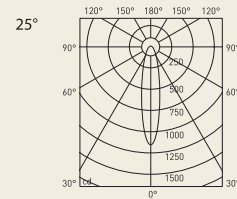
h[m]	Imax/2 — 20°, 21°	
	E _{max} [lx]	d[m]
1.0	733	0.75
2.0	183	1.50
3.0	81	2.24
4.0	46	2.99



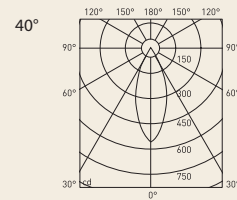
LED spot
GU10
7W

IP20

CE



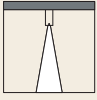
h[m]	Imax/2 — 2x12°	
	E _{max} [lx]	d[m]
1.0	1150	0.43
2.0	288	0.85
3.0	128	1.28
4.0	72	1.70



h[m]	Imax/2 — 2x19°	
	E _{max} [lx]	d[m]
1.0	559	0.69
2.0	140	1.38
3.0	62	2.07
4.0	35	2.75

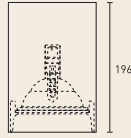
E04 soffitto d. 134 mm h. 196 mm
 E04 ceiling d. 134 mm h. 196 mm

mod. E04015
 peso / weight
 1,65 Kg



IP20
 CE

 250V



Ø134

HSGST
 B15d
 100W
 FLOOD

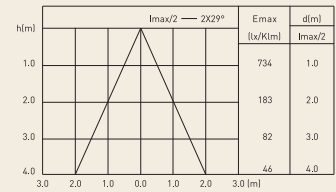
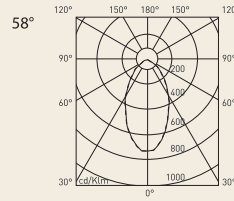


- Bianco White E04015.02

- Antracite Anthracite E04015.05

- Grigio metallizzato Metallized grey E04015.20

- Lucido Polished E04015.19



E04 soffitto d. 134 mm h. 279 mm
E04 ceiling d. 134 mm h. 279 mm

mod. E04030
peso / weight
1,95 Kg

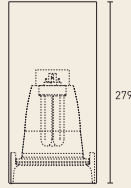


IP20

CE



220-240V~



Ø134



FSM
GX24q2
18W



Bianco
White

E04030.02



Antracite
Anthracite

E04030.05



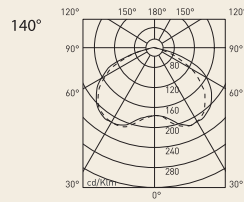
Grigio metallizzato
Metallized grey

E04030.20



Lucido
Polished

E04030.19



E04 soffitto d. 134 mm h. 372 mm
 E04 ceiling d. 134 mm h. 372 mm

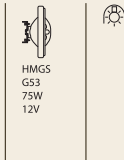

riflettore integrato
 integrated reflector

mod. E04020
 peso / weight
 2,50 Kg

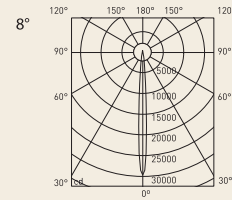


IP20
 CE

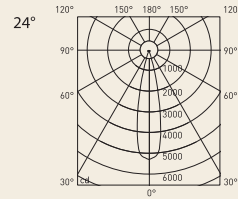
 220-240V~



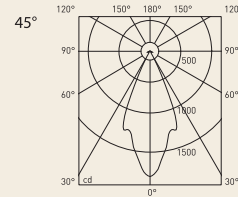
	Bianco White	E04020.02
	Antracite Anthracite	E04020.05
	Grigio metallizzato Metallized grey	E04020.20
	Lucido Polished	E04020.19



h(ml)	Imax/2 — 2X4°	
	Emax (lx)	d(ml)
1.0	30000	0.14
2.0	7500	0.28
3.0	3333	0.42
4.0	1875	0.56



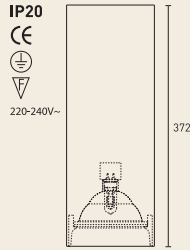
h(ml)	Imax/2 — 2X12°	
	Emax (lx)	d(ml)
1.0	5300	0.43
2.0	1325	0.85
3.0	589	1.28
4.0	331	1.70



h(ml)	Imax/2 — 2X23°	
	Emax (lx)	d(ml)
1.0	1900	0.85
2.0	475	1.70
3.0	211	2.55
4.0	119	3.40

E04 soffitto d. 134 mm h. 372mm
 E04 ceiling d. 134 mm h. 372mm

mod. E04025
 peso / weight
 2,70 Kg



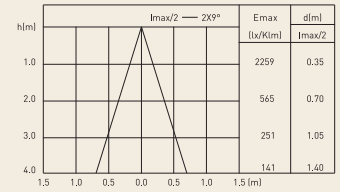
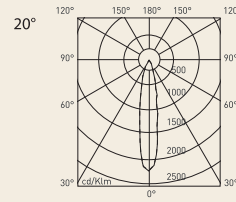
MT
 G12
 70W
 SPOT

- Bianco White E04025.02

- Antracite Anthracite E04025.05


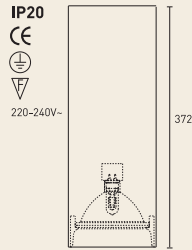
- Grigio metallizzato Metallized grey E04025.20

- Lucido Polished E04025.19

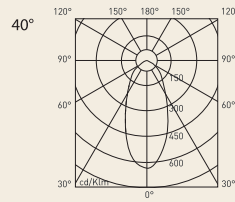


E04 soffitto d. 134 mm h. 372 mm
 E04 ceiling d. 134 mm h. 372 mm

mod. E04026
 peso / weight
 2,70 Kg



	Bianco White	E04026.02
	Antracite Anthracite	E04026.05
	Grigio metallizzato Metallized grey	E04026.20
	Lucido Polished	E04026.19



h(m)	Imax/2 — 2X18°	
	Emax lx/Klm	d(m) Imax/2
1.0	638	0.7
2.0	159	1.4
3.0	71	2.1
4.0	40	2.8