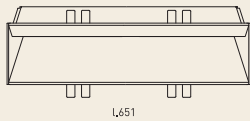


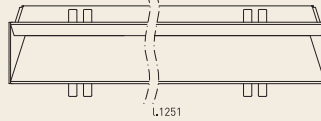
L93

mod. E03000
HSSGT 20W G4 12V
HSSGT 35W GY6,35 12V



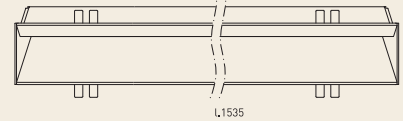
L651

mod. E03005
FD G5
14/24W



L1251

mod. E03006
FD G5
28/54W



L1535

mod. E03010
FD G5
35/80W

Serie di apparecchi da incasso fisso completi di molle di fissaggio a controsoffitto e/o parete realizzati per lampada alogena bispina 20W 12V attacco G4, 35W 12V attacco GY6,35 o lampade fluorescenti lineari T5 14/24/28/35/54/80W. Corpo in estrusione di alluminio e testate di chiusura in alluminio pressofuso in coordinato con il corpo. Profilo predisposto per l'aggregazione in file continue o configurazioni complesse con apparecchi compatibili. Emissione luminosa asimmetrica massima compresa tra 15° e 30° a seconda della finitura.

Cornice quadrata L93/651/1251/1535 mm, h 10 mm. Alimentazione tramite trasformatore (SELV EQUIVALENT) o ballast remoto forniti come accessori.

Apparecchio conforme alle norme: CEI EN 60598-1 (2004), CEI EN 60598-2-2 (1996). Classificazione di parte terza: marchio ENEC (03)

Classe di isolamento: classe III

Apparecchio a marchio F, idoneo al montaggio diretto su superfici normalmente infiammabili.

Series of fixed fixtures for recessed installation complete with spring fastenings for ceilings and/or walls with halogen bipin 20W 12V attachment G4, 35W 12V attachment GY6,35 or linear fluorescent bulbs T5 14/24/28/35/54/80W. Aluminium extrusion body and die-cast aluminium closure heads coordinated with the body.

Profile suitable for composition in continuous lines or complex configurations with compatible fixtures.

Maximum asymmetric light emission between 15° and 30° depending on the finish. Square frame L93/651/1251/1535 mm, h 10 mm. Power supply through remote transformer (SELV EQUIVALENT) or ballast remote

supplied like accessories. Fixture compliant to the regulations: CEI EN 60598-1 (2004),

CEI EN 60598-2-2 (1996). Third party classification: ENEC mark (03) Insulation class: Class 3

F mark fixture, suitable for direct assembly on normally inflammable surfaces.

Nicht verstellbares Einbauleuchtersystem, komplett mit Federn zur Montage in abgehängten Decken und/oder Wand. Für Halogen Stiftsockellampe 20W 12V,

Fassung G4 oder 35W 12V, Fassung GY6,35 oder für lineare Leuchtstoffröhren T5 mit 14/24/28/35/54/80W.

Profilkorpus aus stranggepresstem Aluminium, Kopfteile aus Aluminiumdruckguss. Profil vorbereitet für eine durchgehende lineare Anordnung oder für komplexe Anordnung mit kompatiblen Leuchten.

Lichtabstrahlung asymmetrisch, je nach Ausführung maximal zwischen 15° und 30°.

Rechteckiger Rahmen mit 93/651/1251/1535 mm Länge, 93 mm Höhe, h 10 mm aufragend. Betrieb über getrennten self-equivalent Transformator oder Vorschaltgerät, als Zubehör lieferbar.

Konform mit den Normen: CEI EN 60598-1 (2004), CEI EN 60598-2-2 (1996).

Prüfzeichen von dritter Seite: ENEC (03), Schutzklasse III, F-Zeichen, geeignet für die direkte Montage auf normal entflammaren Oberflächen.

Série d'appareils encastrables fixes, dotés de ressorts de fixation muraux et/ou pour faux plafond, pour lampes halogènes bi-pin 20W 12V culot G4, 35W 12V culot GY6,35 ou lampes fluorescentes linéaires T5 14/24/28/35/54/80W. Corps en aluminium extrudé et fonds de fermeture en aluminium moulé sous pression assortis au corps. Profil adapté à un assemblage en file continue ou à des configurations complexes avec des appareils compatibles. Emission lumineuse asymétrique maximale comprise entre 15° et 30° selon la finition.

Encadrement carré L93/651/1251/1535 mm, h 10 mm. Alimentation par transformateur externe (SELV EQUIVALENT) ou périphérique de ballast fourni comme des accessoires.

Appareil conforme aux normes : CEI EN 60598-1 (2004), CEI EN 60598-2-2 (1996). Classification de tierce partie : marque ENEC (03) Classe d'isolation : classe III

Appareil avec marquage F, convenant au montage direct sur des surfaces normalement inflammables.

Serie de aparatos de encaje fijo con muelles de fijación para falso techo y/o pared realizados para bombilla halógena BI PIN 20W 12V conexión G4, 35W 12V conexión GY6,35

o bombillas fluorescentes lineales T5 14/24/28/35/54/80W. Cuerpo de aluminio extruido y cabezal de cierre de aluminio vaciado a presión combinado con el cuerpo. Perfil preparado para la composición en filas continuas o configuraciones complejas con aparatos compatibles. Emisión luminosa asimétrica máxima comprendida entre los 15° y 30° según el acabado.

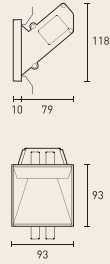
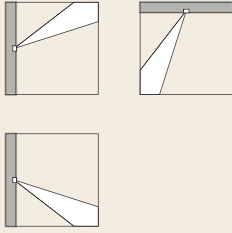
Marco cuadrado L93/651/1251/1535 mm, h 10 mm. Alimentación mediante transformador remoto (SELV EQUIVALENT) o telecontrol del lastre provisto como los accesorios.

Aparato fabricado conforme a las normas: UNE-EN 60598-1 (2004) y UNE-EN 60598-2-2 (1996). Clasificación de parte tercera: marcado ENEC (03) Clase de aislamiento: clase III

Aparato con marcado F, adecuado para el montaje directo sobre superficies fácilmente inflamables.

E03 quadro asimm. l. 93 mm
E03 square asymm. l. 93 mm

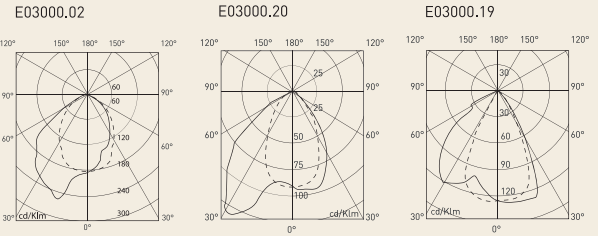
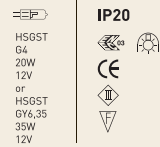
E03000



- Bianco White E03000.02

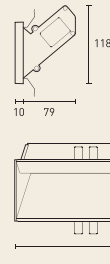
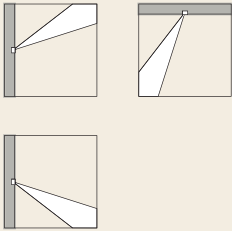
- Grigio metallizzato Metallized grey E03000.20

- Lucido Polished E03000.19



E03 lineare l. 651 mm
E03 linear l. 651 mm

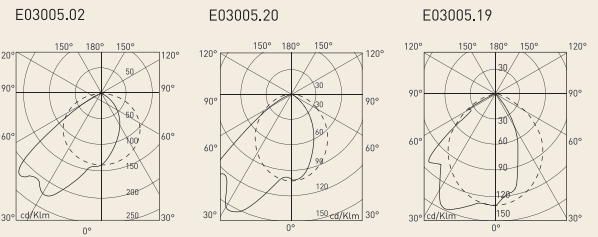
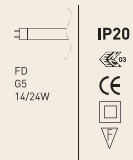
E03005



- Bianco White E03005.02

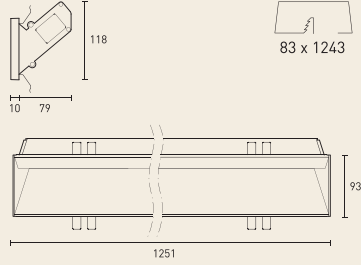
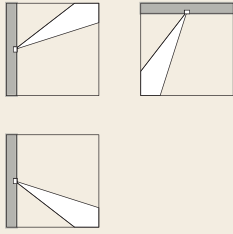
- Grigio metallizzato Metallized grey E03005.20

- Lucido Polished E03005.19



E03 lineare l. 1251 mm
E03 linear l. 1251 mm

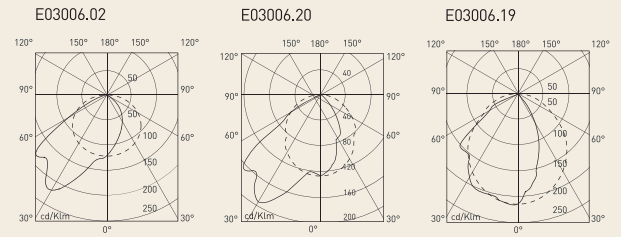
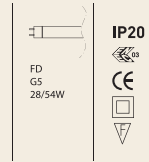
E03006



- Bianco White E03006.02

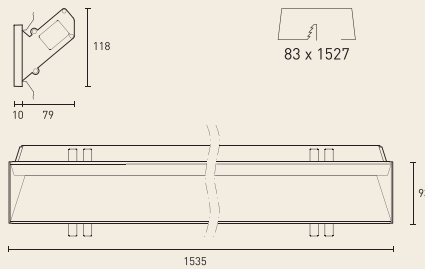
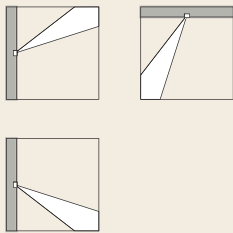
- Grigio metallizzato Metallized grey E03006.20

- Lucido Polished E03006.19



E03 lineare l. 1535 mm
E03 linear l. 1535 mm

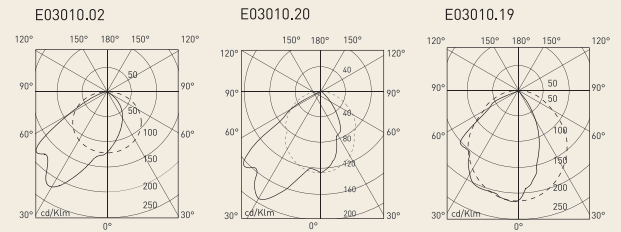
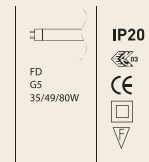
E03010



- Bianco White E03010.02

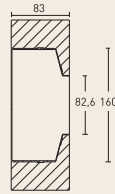
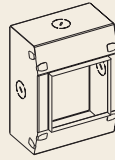
- Grigio metallizzato Metallized grey E03010.20

- Lucido Polished E03010.19



Cassaforma per laterizio l. 120 mm
Brick wallbox l. 120 mm


mod.EA1019



Utilizzabile solo per
Only for
E03000

Cassaforma per laterizio l. 648 mm
Brick wallbox l. 648 mm

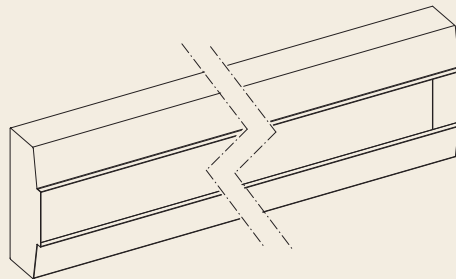
mod.EA1020



Utilizzabile solo per
Only for
E03005

Cassaforma per laterizio l. 1248 mm
Brick wallbox l.1248 mm

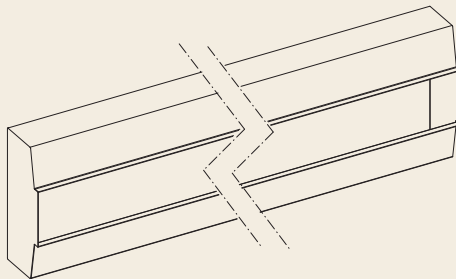
mod.EA1039



Utilizzabile solo per
Only for
E03006

Cassaforma per laterizio l. 1532 mm
Brick wallbox l.1532 mm

mod.EA1021



Utilizzabile solo per
Only for
E03010

not usable with flush system

Estruso di copertura 93 x 93 mm
Aluminium extruded cover 93 x 93 mm



Bianco
White

mod.EA1049.02



Grigio metallizzato
Metalized grey

mod.EA1049.20



Lucido
Polished

mod.EA1049.19

Estruso di copertura 93 x 558 mm
Aluminium extruded cover 93 x 558 mm



Bianco
White

mod.EA1045.02



Grigio metallizzato
Metalized grey

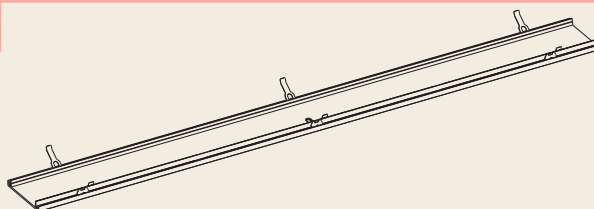
mod.EA1045.20



Lucido
Polished

mod.EA1045.19

Estruso di copertura 93 x 1116 mm
Aluminium extruded cover 93 x 1116 mm



Bianco
White

mod.EA1046.02



Grigio metallizzato
Metalized grey

mod.EA1046.20



Lucido
Polished

mod.EA1046.19

Modulo estruso per fissaggio lampada
a sospensione 93 x 93 mm
Aluminium extruded cover module for
suspension lamps 93 x 93 mm

max 4 Kg



Bianco
White

mod.EA1024.02



Grigio metallizzato
Metalized grey

mod.EA1024.20



Lucido
Polished

mod.EA1024.19

Molla aggiuntiva per montaggio
estruso di copertura e e⁰¹
Additional spring fastener for
aluminium extruded cover and e⁰¹

mod.EA1017
packing 4 items



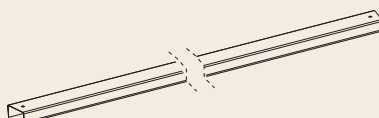
Schermo diffusore in policarbonato
per mod. E03005
Sandblasted screen for model E03005

mod.EA1051



Schermo diffusore in policarbonato
per mod. E03006
Sandblasted screen for model E03006

mod.EA1052



Schermo diffusore in policarbonato
per mod. E03010
Sandblasted screen for model E03010

mod.EA1053

