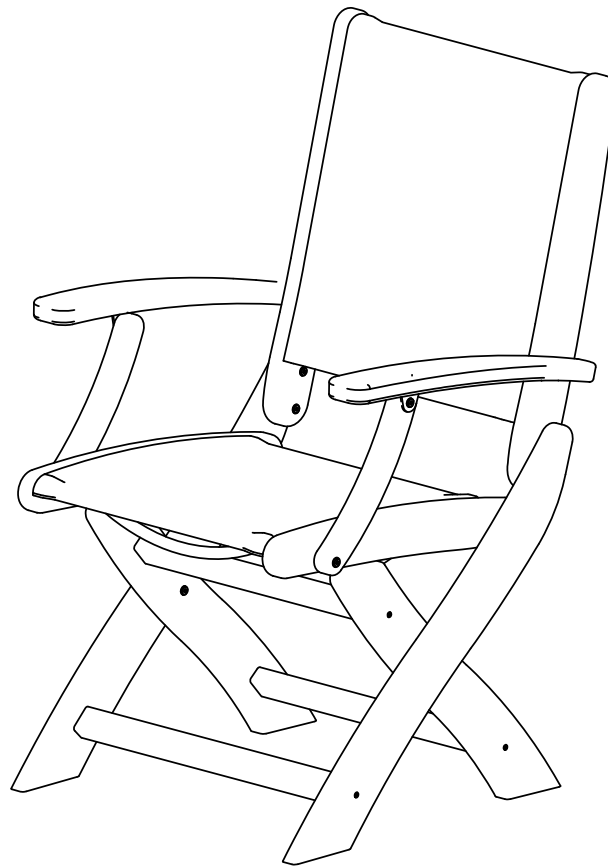




MODEL: 9000

FEATURES:

1. NO ASSEMBLY REQUIRED





Intelligent Design™

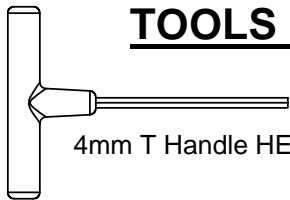
Model: NCCT3772, NCT3772, NCRT3772, NCBT3772

- (1) Table top
- (8) Leg
- (4) Foot
- (4) Brace
- (1) Hardware pack

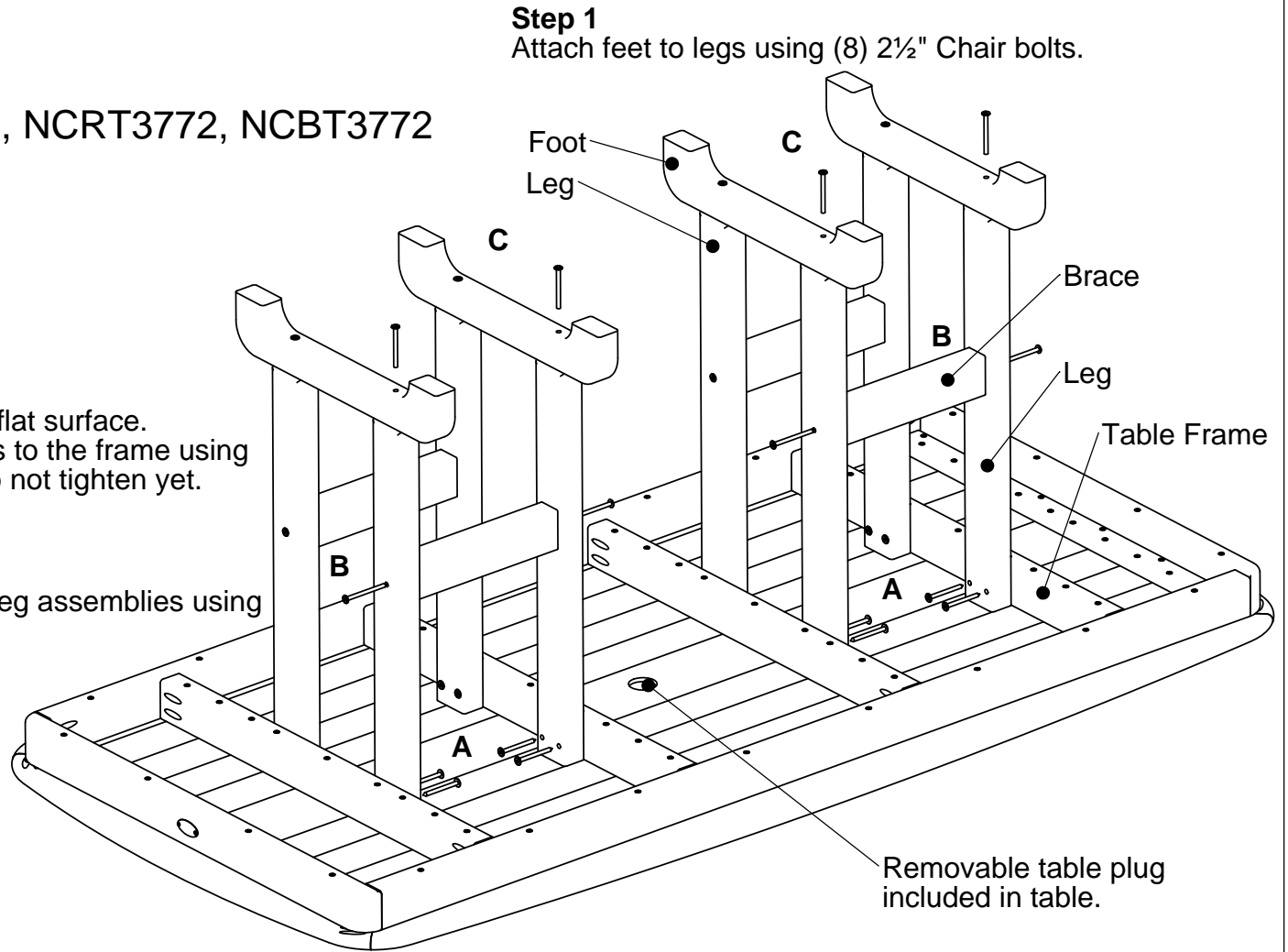
Step 2
Lay the table frame on a flat surface.
Attach the leg assemblies to the frame using
(16) .27x2½" screws - Do not tighten yet.

Step 3
Attach braces to the leg assemblies using
(8) .27x3" screws

TOOLS NEEDED



4mm T Handle HEX KEY: INCLUDED



Step 1
Attach feet to legs using (8) 2½" Chair bolts.

Step 4
Set table upright and tighten all bolts.

Qty.	Description
16	A - .27 X 2-1/2 SOCKET WAFER A
8	B - .27 X 3 SOCKET WAFER A
8	C - 1/4-20 X 2-1/2 WAFER SHCS